



Malco®

TOOL BOOK

LEADERS OF INNOVATION FOR OVER 70 YEARS





Work. Perform. Outlast.

In 1950, Mark Keymer, a young steel supply salesman, manufactured and marketed a pipe crimper he had invented for installing metal ductwork in heating systems. He insisted on quality construction, setting the benchmark for the new company. The rest is Malco history. Customer brand loyalty, carefully cultivated over the past 70 years, reflects Malco's commitment to innovative, dependable, high-performance hand tools and accessories for specialized markets in the heating, ventilation, air-conditioning, and refrigeration (HVACR) industry; exterior remodeling field, including roofing, siding, and gutter installation; fence, deck, and rail installation. We create work saving products that make the tough jobs easier. The pros do more. You sell more.



Proudly Supporting The Trades

Malco is proud to support students learning a trade and the hard-working professionals who use Malco tools day in and day out. Each school term, Malco recognizes outstanding graduating students in the HVAC / sheet metal and building construction fields through the Head of the Class Student Recognition Program.

Each year, Malco also recognizes five of the top "Trade Pro of the Year" HVAC & RSG professionals in the U.S. who are dedicated to the industry and on-the-job safety, as well as their communities. Visit our website malcotools.com to enter.



The History of Malco.....

Malco is Born

Mark Keymer, a steel supply salesman, founds Malco in 1950 and establishes a legacy of innovation, efficiency, and quality.




Mark develops unique compound leverage hand tools for job-site metal fabrication.

Company Growth

The 60s were comprised of continued company growth, personally training sales reps, new product development/updates, and ramping up trade show attendance.

Malco's sales rep force, an essential link to wholesale distribution, grows to provide national coverage. Mark started hosting educational "Tool School" sessions to enhance product knowledge and high customer service standards.

To further enhance user efficiency and control, sleek vinyl grips were added to existing compound leverage tools.



The Move West

The 70s included the big move to Annandale, MN, which is where the current U.S. Malco headquarters is located, as well as entering a new product market, releasing Zip-in® Screws, and experiencing a shift in leadership.



Mark Keymer retires as president with his son Gerry taking leadership.

Big Changes

The 80s brought big changes to Malco's internal processes and packaging, which streamlined plant operations and enhanced distributor merchandising efforts.

The first skin carding line begins operation in the Packaging Department. The peggable packaging was designed to enhance product visibility, enabling wholesale distributors to have more effective merchandising.

Malco invests in internal systems and in-house educational programs on Manufacturing Resource Planning,



Just-In-Time Production System, and Statistical Process Control.

1950s

1960s

1970s

1980s

What's your favorite Malco Tool?

HC1 Hole Cutter

"The sheet metal hole cutter, it is the quickest, and cleanest way to cut in holes for heat run take offs and humidifiers."



TS1 TurboShear

"My favorite tool is the turbo shear, it makes the install time go by and the cut is always perfect and efficient never fails."

C5A2 Turbo Crimper IMPACT

"I love the TurboCrimper, my hands thank me for that tool especially. But obviously there are some tried-and-true classics I can't forget. . . Like the sheet metal hole cutter. And the Andy's 14" are my favorite for longer rips."

C-RHEX Cleanable, Reversible, Magnetic Hex Drivers

"Malco hex reversible driver, it saves so much time when doing blower motor change outs and installs just switching the tip of the bit then having to have multiple bits on hand. Plus you never have to worry about losing them."



CONNEXT Hex Drivers

"The Connext line! I no longer carry 8 nut drivers and 6 screw drivers. Now I carry two handles and dozens of driver ends. This allows my service bag to be lighter and more effective. I virtually never have to return to my vehicle for a driver that I don't have."



"Malco C5A2 Impact Power Assisted Crimper! It's just so satisfying to use and makes crimping pipe 100 times easier and faster."



A Shift in Ownership

Many big milestones occurred in the 90s, with Malco revolutionizing their product development and purchasing process, releasing many new tools, going online, and shifting ownership.

On the eve of Malco's 50th anniversary, Gerry Keymer sells his share of the company to begin the process of transferring ownership of Malco to an Employee Stock Ownership Plan (ESOP).



1990s

Innovation

Malco entered the 21st century with breakthrough innovation and student recognition. This decade features the release of the original TurboShear® drill attachment that sparked the development of other power-assisted tools, the creation of ergonomic Redline® Handles, and the introduction of the "Head of the Class" Program.



2000s

C-RHEX® unleashed

This recent decade encompassed a new market venture, exciting product updates/releases, enhanced sustainability initiatives, majority employee ownership, and company awards.

Malco introduces an exclusive, dual-sided 1/4 in. and 5/16 in. C-RHEX® Cleanable, Reversible Magnetic Hex

Driver with 2 in. length that rapidly becomes a best-selling tool in the HVAC market.



2010s

Currently....


Malco's headquarters in Annandale, MN is in the process of remodeling the office areas and is expected to be finished in the summer of 2024.



2020s

TABLE OF CONTENTS

HISTORY	2-3	DUCT RIPPER	59
NEW PRODUCTS.....	6-9	SCRIBES / SCRATCH AWLS / TRAMMEL POINTS	60
REVERSIBLE HEX DRIVERS / FASTENERS			
C-RHEX® CLEANABLE, REVERSIBLE, HEX DRIVERS.....	10-15	DAMPERS / SINGLE CRIMPER.....	61
ZIP-IN® DRILL AND TAP SCREWS	16-17	RADIANT HEATING TOOLS	
BIT-TIP® DRILL AND TAP SCREWS.....	18-19	PEX TO FOAM BOARD STAPLER / STAPLES.....	62
TOOL KITS			
HVAC TOOL KITS	20	PEX TO WOOD STAPLER / STAPLES.....	63
CUSTOM KITS/TOOLBAG/BACKPACK.....	21	SMART TOOL™ / SMART CLIP™ FASTENERS	64
DRILL ATTACHMENTS			
TURBOSHEARS® DRILL ATTACHMENTS	22-27	PEX UNCOILER	65
POWER ASSISTED HOLE CUTTERS AND BITS.....	28-29	REDLINE®: PEX TO WIRE TOOL / WIRE CLIPS.....	66
TURBOCRIMPER® IMPACT	30-31	TUBE CUTTERS	67
SNIPS / SEAMERS / CRIMPERS / NOTCHERS / PUNCHES			
ANDY® SNIPS.....	32-35	METAL ROOFING TOOLS	
MAX2000® AVIATION SNIPS.....	36-37	DRIP EDGE FOLDING TOOLS.....	68
AV'S® AVIATION SNIPS	38-39	SEAMER AND TONGS	68
AV'S® MINI AVIATION SNIPS.....	40	3-STATION EDGE ROLLER	69
ULTRA LIGHTWEIGHT SNIPS - METAL	41	METAL CUTTING CIRCULAR SAW BLADE.....	69
FORGED STEEL SNIPS	41	METAL BENDERS / STANDING SEAM CUTTER & SEAMER.....	70-74
REDLINE® SEAMERS.....	42-43	STONE COATED METAL ROOFING CUTTER	75
REDLINE® CRIMPERS.....	44-45	GUTTER TOOLS / ACCESSORIES	
REDLINE® HAND NOTCHERS/SNAP LOCK PUNCH	44-45	GUTTER OUTLET PUNCH AND DIES	76
HEX DRIVERS / HANDLES / KITS / ACCESSORIES			
CONNEX® HEX DRIVERS, HANDLES, AND KITS	46-49	GUTTER OUTLET HOLE SAWS	77
BLUE IMPACT GRADE HEX DRIVERS	50-51	GUTTER SCREW GUIDE	78
ROBERTSON® / PHILLIPS HEX DRIVERS.....	52	GUTTER NAIL DRIVER.....	78
QUICK-CHANGE™ EXTENSION BITS.....	52	TRIM NAIL PUNCHES	78
MAGNETIC BIT HOLDER / ADAPTERS	52	REDLINE® GUTTER SNAP LOCK PUNCH	79
4IN1 NUT DRIVER / 6IN1 REVERSIBLE DRIVER.....	53	REDLINE® DOWNSPOUT 5 BLADE CRIMPER	79
HVAC METAL FABRICATION TOOLS			
MINI-BRAKE®.....	54	SINGLE CRIMPER.....	79
MINI-BRAKE® PAN-STYLE.....	55	BLIND RIVETS / RIVET GUNS.....	80-81
FOLDING TOOLS.....	56	HAND HELD MAGNETIC SWEEP	81
DUCT STRETCHERS	57	FLEXIBLE DUCT TOOLS	
REDLINE® METAL HOLE PUNCH	58	FLEX DUCT TIE TOOLS.....	82
DUCT HOLDER	58	FLEX DUCT SUPPORT.....	83
SHEET METAL HAMMERS.....	59	NYLON TIES	83
		FLEX DUCT CUTTER	84
		FLEX DUCT SHEAR.....	84
		FLEX DUCT MULTI-PURPOSE SHEAR.....	85
		DUCT KNIFE	85
		FIBERGLASS DUCTBOARD WASHERS.....	85



All Malco tools and accessories carry a limited lifetime warranty against manufacturing defects in materials or workmanship. Go to www.malcotools.com and visit our distributor tab for detailed warranty information.

VINYL SIDING TOOLS

REDLINE® VINYL NAIL HOLE SLOT PUNCH86
 REDLINE® VINYL SNAP LOCK PUNCH86
 VINYL SNAP LOCK PUNCH86
 REDLINE® VINYL J-CHANNEL CUTTERS87
 VINYL ULTRA LIGHTWEIGHT SNIPS88
 ANDY™ SNIPS: ULTRA SHARP VINYL, MULTI-PURPOSE SNIPS...88
 SIDESWIPER® II VINYL SIDING REMOVAL TOOL89
 VINYL CUTTING CIRCULAR SAW BLADES89

FIBER CEMENT SIDING TOOLS

FIBER CEMENT SIDING GAUGE, ADJUSTABLE90
 FIBER CEMENT OVERLAP GAUGES.....90
 FIBER CEMENT FACING GAUGE.....90
 FIBER CEMENT SPEED SET GAUGES.....90
 FIBER CEMENT HIDDEN NAIL CUTTER91
 REDLINE® FIBER CEMENT SNIP91
 FIBER CEMENT ANGLE CUTTER92
 FIBER CEMENT GUILLOTINE SHEAR.....93
 FIBER CEMENT CIRCULAR SAW BLADES93
 QUICK ACTION™ HOLE SAWS94
 HOLE IN ONE® HOLE SAW95
 VENT SAW®95

CHAIN LINK FENCING TOOLS

CHAIN LINK FENCE HOG RING PLIERS96
 CHAIN LINK FENCE HOG RINGS.....96-97
 CHAIN LINK FENCE STAPLERS97
 CHAIN LINK FENCE PLIERS98
 CHAIN LINK FENCE MULTI-PURPOSE PLIERS.....99
 CHAIN LINK FENCE TENSIONERS99
 OFFSET RATCHET WRENCH99

VINYL FENCING TOOLS

VINYL FENCE NOTCHERS100
 VINYL CUTTING CIRCULAR SAW BLADES101

GENERAL PURPOSE TOOLS

RECIPROCATING SAW BLADES.....102-103

CHANNEL SHEARS FOR METAL STUDS AND RUNNERS104
 REDLINE® PUNCH LOCK STUD CRIMPER105
 REDLINE® CEILING GRID PUNCH105
 COPPER PIPE ABRASIVES106
 FIN STRAIGHTENING TOOLS.....106
 HEAVY-DUTY TOTE TRAY106
 REFRIGERATION RATCHET WRENCHES107
 STEP DRILLS.....107
 HEX KEYS108
 SCREW EXTRACTOR KIT.....109
 JOBBER DRILL SET.....109
 ORIFICE DRILL SET109
 LAMINATE FLOORING GUILLOTINE SHEAR110
 CAULKING GUNS110
 UTILITY KNIVES.....111
 ELECTRICAL PLIERS.....112
 ROTARY PERCUSSION BITS.....112
 TAPE MEASURES112
 RULES / SQUARES113
 LEVELS113
 INDEX114-115



How to Videos:

Check out our online video collection featuring our most popular tools! These professionally made videos feature demonstrations, tips and advice for our HVAC, Roofing, Siding, Gutter and Fencing Tools markets.


Customer Service:

U.S. & International: 1-320-274-7387 / 1-800-328-3530 / Fax: 1-800-206-6760
 U.S.: customerservice@malcotools.com or orders@malcotools.com
 International: Fax: 1-800-222-5329 / international@malcotools.com

Distributor Locator:

To locate a Malco Distributor nearest you, go to www.malcotools.com, click on “Where to Buy.” Search our comprehensive network to find a Malco dealer near you or browse through our online vendors.

Make Infinite Length Bends!



- Adjustable roller spacing accommodates a wide range of materials:
- Roller spacing adjustable from .5 mm – 1 mm
- Capacity of materials: 24 ga steel, 26 ga stainless steel, .040" aluminum, 20 oz copper, 1 mm zinc
- Exclusive angled roller doesn't scratch material on 90° bends.
- Optional 2mm Large Radius Accessory (FSLR2) allows for "softer" bends in materials like zinc and aluminum.
- Quick setup, lightweight and highly portable, with a removable Handle (FSH2) for compact storage. Consider pairing with the rolltop 2-Station Bender Bag (FSBAG2) for durable storage and easy access.
- Premium CNC aluminum and stainless-steel components are built tough, resist corrosion and make the product more stable for precise bends.


SEE PAGE 71

Seaming & Cutting Just Got Easier!



SEE PAGE 73-74

Hole Cutter with Impact Rated Cutter Bits



- Compatible with impact drivers for faster-than-average cutting times.
- Lightweight aluminum frame is easy-to-carry, making it perfect for on-the-job toolkits.
- Adjustable pivot slide with a combination English/Metric diameter gauge for constant accuracy.
- Low profile design to be minimally bulky in tool bags or pouches for easy portability.
- Quickly switch to cutting holes with an impact driver or drill, right on the spot.

SEE PAGES 28-29



Remove Fasteners Faster Than Ever

Meet the C-RHEX® 3/8" x 7/16" – the perfect driver for contractors, commercial HVAC and duct jobs. These magnetized drivers make cleaning up easy, and the dual-sided action ensures that you won't spend any extra time searching your tool bag for a different size. Just flip and keep on moving!



SEE PAGE 12-13



U.S. Patent No. 10,328,554



1/4 & 5/16 in.



3/8 & 5/16 in.



Specifications

* DISTRIBUTOR BUY INCREMENT 36

C-RHEX® Cleanable, Reversible, Magnetic Hex Drivers (SAE)

Catalog Number	Description	Color Coded	Reaction	Hex Opening in. (mm)	Insert Dia. in. (mm)	Nose Dia. in. (mm)	O/A Length in. (mm)
MSHC*	Cleanable, Reversible Hex Driver	● ●	Magnetic	Red 1/4 / Yellow 5/16 (6.35-7.93)	1/4 (6.35)	1/2 (12.7)	2 (50.8)
MSHLC*	Cleanable, Reversible Hex Driver	● ●	Magnetic	Red 1/4 / Yellow 5/16 (6.35-7.93)	1/4 (6.35)	1/2 (12.7)	2-5/8 (66.675)
MSHMLC*	Cleanable, Reversible Hex Driver	● ●	Magnetic	Red 1/4 / Yellow 5/16 (6.35-7.93)	1/4 (6.35)	1/2 (12.7)	4 (101.6)
MSHXLC*	Cleanable, Reversible Hex Driver	● ●	Magnetic	Red 1/4 / Yellow 5/16 (6.35-7.93)	1/4 (6.35)	1/2 (12.7)	6 (152.4)
MSHC1*	Cleanable, Reversible Hex Driver	● ●	Magnetic	Blue 3/8 / Yellow 5/16 (9.525-7.9375)	1/4 (6.35)	1/2 (12.7)	2 (50.8)
MSHLC1*	Cleanable, Reversible Hex Driver	● ●	Magnetic	Blue 3/8 / Yellow 5/16 (9.525-7.9375)	1/4 (6.35)	1/2 (12.7)	2-5/8 (66.675)
MSHMLC1*	Cleanable, Reversible Hex Driver	● ●	Magnetic	Blue 3/8 / Yellow 5/16 (9.525-7.9375)	1/4 (6.35)	1/2 (12.7)	4 (101.6)
MSHXLC1*	Cleanable, Reversible Hex Driver	● ●	Magnetic	Blue 3/8 / Yellow 5/16 (9.525-7.9375)	1/4 (6.35)	1/2 (12.7)	6 (152.4)



U.S. Patent No. 10,328,554



6 & 8mm



MSHCM1
2 in.



MSHMLCM1
4 in.



MSHXLCM1
6 in.

Works on all brands of fasteners!

7 & 8mm



MSHCM3
2 in.



MSHMLCM3
4 in.



MSHXLCM3
6 in.

Works on all brands of fasteners!

8 & 10mm



MSHCM2
2 in.



MSHMLCM2
4 in.



MSHXLCM2
6 in.

Works on all brands of fasteners!

Specifications

* DISTRIBUTOR BUY INCREMENT 36

C-RHEX® Cleanable, Reversible, Magnetic Hex Drivers (Metric)

Catalog Number	Description	Color Coded	Reaction	Hex Opening mm	Insert Dia. in. (mm)	Nose Dia. in. (mm)	O/A Length in. (mm)
MSHCM1*	Cleanable, Reversible Hex Driver	● ●	Magnetic	Red 6 / Yellow 8	1/4 (6.35)	1/2 (12.7)	2 (50.8)
MSHMLCM1*	Cleanable, Reversible Hex Driver	● ●	Magnetic	Red 6 / Yellow 8	1/4 (6.35)	1/2 (12.7)	4 (101.6)
MSHXLCM1*	Cleanable, Reversible Hex Driver	● ●	Magnetic	Red 6 / Yellow 8	1/4 (6.35)	1/2 (12.7)	6 (152.4)
MSHCM2*	Cleanable, Reversible Hex Driver	● ●	Magnetic	Yellow 8 / Blue 10	1/4 (6.35)	1/2 (12.7)	2 (50.8)
MSHMLCM2*	Cleanable, Reversible Hex Driver	● ●	Magnetic	Yellow 8 / Blue 10	1/4 (6.35)	1/2 (12.7)	4 (101.6)
MSHXLCM2*	Cleanable, Reversible Hex Driver	● ●	Magnetic	Yellow 8 / Blue 10	1/4 (6.35)	1/2 (12.7)	6 (152.4)
MSHCM3*	Cleanable, Reversible Hex Driver	● ●	Magnetic	Orange 7 / Yellow 8	1/4 (6.35)	1/2 (12.7)	2 (50.8)
MSHMLCM3*	Cleanable, Reversible Hex Driver	● ●	Magnetic	Orange 7 / Yellow 8	1/4 (6.35)	1/2 (12.7)	4 (101.6)
MSHXLCM3*	Cleanable, Reversible Hex Driver	● ●	Magnetic	Orange 7 / Yellow 8	1/4 (6.35)	1/2 (12.7)	6 (152.4)



NEW!
3/8" & 7/16"

The perfect driver for contractors, commercial HVAC and duct jobs. These magnetized drivers make cleaning up easy, and the dual-sided action ensures that you won't spend any extra time searching your tool bag for a different size. Just switch the reversible hex sockets and you're ready to go!

These highly durable drivers will ensure that you can install and remove fasteners commonly used on commercial sites faster than ever.



Specifications

C-RHEX® Cleanable, Reversible, Magnetic Hex Drivers (SAE)						
Catalog Number	Description	Reaction	Hex Opening in. (mm)	Insert Dia. in. (mm)	Nose Dia. in. (mm)	O/A Length in. (mm)
MSHC3	Cleanable, Reversible Hex Driver	Magnetic	3/8 & 7/16 (9.53-11.11)	1/4 (6.35)	5/8 (15.9)	2 (50.8)
MSHMLC3	Cleanable, Reversible Hex Driver	Magnetic	3/8 & 7/16 (9.53-11.11)	1/4 (6.35)	5/8 (15.9)	4 (101.6)
MSHXL3	Cleanable, Reversible Hex Driver	Magnetic	3/8 & 7/16 (9.53-11.11)	1/4 (6.35)	5/8 (15.9)	6 (152.4)



Cuts through soft and hardened sealant for rapid fastener removal!

- Deep Magnet = Less Cleaning
- Fast Socket Clean Out
- Cleanable-Reversible Socket removes 1/4" & 5/16" fasteners



HVAC Application



Roofing Application

Magnetic!



1/4" & 5/16"



MSHXCST
6 in.

MSHCST
2 in.

NEW!

3/8" & 7/16"



Magnetic!



MSHXCST3
6 in.

MSHCST3
2 in.

Specifications

C-RHEX® Sawtooth Cleanable, Reversible, Magnetic Hex Drivers (SAE)

Catalog Number	Description	Reaction	Hex Opening in. (mm)	Insert Dia. in. (mm)	Nose Dia. in. (mm)	O/A Length in. (mm)
MSHCST	Cleanable, Reversible Hex Driver	Magnetic	1/4 & 5/16 (6.35-7.9375)	1/4 (6.35)	1/2 (12.7)	2 (50.8)
MSHXCST	Cleanable, Reversible Hex Driver	Magnetic	1/4 & 5/16 (6.35-7.9375)	1/4 (6.35)	1/2 (12.7)	6 (152.4)
MSHCST3	Cleanable, Reversible Hex Driver	Magnetic	3/8 & 7/16 (9.53-11.11)	1/4 (6.35)	5/8 (15.9)	2 (50.8)
MSHXCST3	Cleanable, Reversible Hex Driver	Magnetic	3/8 & 7/16 (9.53-11.11)	1/4 (6.35)	5/8 (15.9)	6 (152.4)

Featuring Deeper Sockets for Higher-Head Fasteners

Designed with deeper sockets than our classic C-RHEX drivers



C-RHEX® Building Construction Series Drivers

**Works on all
brands of fasteners!**



Specifications

C-RHEX® Building Construction - Cleanable, Reversible, Magnetic Hex Drivers (SAE)								
Catalog Number	Description	Color Coded	Reaction	Hex Opening in.	Insert Dia. in. (mm)	Nose Dia. in. (mm)	O/A Length in. (mm)	
MSHC2*	Cleanable, Reversible Hex Driver	● ●	Magnetic	Red 1/4 / Yellow 5/16 (6.35-7.93)	1/4 (6.35)	1/2 (12.7)	2 (50.8)	
MSHMLC2*	Cleanable, Reversible Hex Driver	● ●	Magnetic	Red 1/4 / Yellow 5/16 (6.35-7.93)	1/4 (6.35)	1/2 (12.7)	4 (101.6)	
MSHXLC2*	Cleanable, Reversible Hex Driver	● ●	Magnetic	Red 1/4 / Yellow 5/16 (6.35-7.93)	1/4 (6.35)	1/2 (12.7)	6 (152.4)	
MSH2XLC2	Cleanable, Reversible Hex Driver	● ●	Magnetic	Red 1/4 / Yellow 5/16 (6.35-7.93)	1/4 (6.35)	1/2 (12.7)	8 (203.2)	
MSH3XLC2	Cleanable, Reversible Hex Driver	● ●	Magnetic	Red 1/4 / Yellow 5/16 (6.35-7.93)	1/4 (6.35)	1/2 (12.7)	10 (254)	
MSH4XLC2	Cleanable, Reversible Hex Driver	● ●	Magnetic	Red 1/4 / Yellow 5/16 (6.35-7.93)	1/4 (6.35)	1/2 (12.7)	12 (304.8)	

* RESELLERS PURCHASE IN INCREMENTS OF 36



Perfectly Paired for Maximum Accessibility and Productivity!

- **C-RHEX® Hex Drivers** feature reversible 1/4 & 5/16 inch and 5/16 & 3/8 inch hex sockets for quick changes between sizes
- Varying lengths and slim 1/4 & 5/16 inch hex sockets allow easy access to tight areas
- Built with an easy-clean magnet, eliminate pesky metal shavings by removing the socket and wiping with a glove or shop towel
- One-piece driver strength
- **CONNEXT® Handles** are shock and shatter proof
- Handles feature a quick connector mechanism for fast hex driver changes
- **CORDURA® pouch** with a belt clip and **VELCRO®** closure to store the tools when not in use

CRHEXKIT1
(5 Piece Kit)



CRHEXKIT2
(7 Piece Kit)



includes
CONNEXT®
Quick Change Handles



Specifications

Catalog Number	Description
CRHEXKIT1	Five C-RHEX® Cleanable, Reversible, Magnetic Hex Drivers with 1/4 & 5/16 in. hex sizes in 2 in. (MSHC), 4 in. (MSHMLC), and 6 in. (MSHXL) lengths and 5/16 & 3/8 in. hex sizes in 2 in. (MSHC1), and 6 in. (MSHXL1) lengths.
CRHEXKIT2	Five C-RHEX® Cleanable, Reversible, Magnetic Hex Drivers with 1/4 & 5/16 in. hex sizes in 2 in. (MSHC), 4 in. (MSHMLC), and 6 in. (MSHXL) lengths and 5/16 & 3/8 in. hex sizes in 2 in. (MSHC1), and 6 in. (MSHXL1) lengths and two CONNEXT® Quick Change Handles (CONNEXT1) standard, and (CONNEXT2) Stubby handles.



C-RHEX + Zip-in®
Cleanable-Reversible

U.S. Patent No. 10,328,554

Eliminate Magnet Damage.
The Ultimate System is designed to eliminate magnet damage. C-RHEX 1/4 in. and 5/16 in. hex drivers perfectly fit Zip-in and Bit-Tip screws without touching & damaging the magnet.

Save Time and Money!
The Ultimate System extends the life-span of C-RHEX hex drivers, while using the most trusted sheet metal screws on the market!

- Malco's exclusive, dual-sided magnetic hex drivers are simple to change hex sizes with 2-EZ Technology.
- Easily remove metal shavings from the magnet by removing the socket and wiping it off!

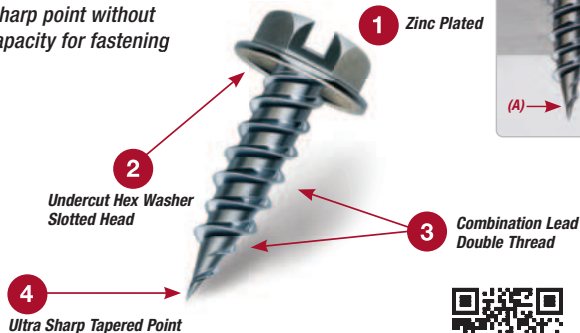


Zip-in®
Self-Piercing sheet Metal Screws
Rated #1, Zip-in screws are the best selling sheet metal screws worldwide.

A unique thread design and quality controlled manufacture spell the Zip-in® difference.

Zip-in's® sophisticated heat treat process allows the screw to taper to a fine, sharp point without sacrificing critical point strength. They are also faster driving, with a greater capacity for fastening heavier gauges of sheet metal than any other self-drilling type.

- 1.) Burr Free Hex Washer Slotted Head**
 - One 1/4 in. hex driver accommodates tall sizes of Zip-in screws.
 - Full 1/4 in. (No. 8) head will not strip out of hex driver opening at any ring operation.
- 2.) Undercut-Indented Hex Washer Slotted Head**
 - Undercut - Always seats flush.
- 3.) Combination Lead Double Thread**
 - Starting thread machined down to very tip of screw point.
 - Instantly penetrates and engages in heavy gauge sheet metal and layered light gauge.
- 4.) Sharp Tapered Point**
 - Quality controlled heat treat.
 - Sharp tapered point will not mushroom, break or walk.
 - Complete operator control with precise hole alignment.




U.S. Patent No. D524,638  Look for the Dots! ® Trademarked & Patented Head Markings indicate one and only genuine Zip-ins®.

Robertson® Style Square



Robertson® Style Square Pan Head Zip-in® Screws



2 in. Length Phillips Oval Head

3 in. Length 1/4 in. Hex Head

Painted Sheet Metal / Drill-In Screws

Plastic Anchors / Kits

Use Red-Lip Anchors with wood, sheet metal or lag screws. Flexible anchor is ideal for masonry or stone. Lip on collar prevents anchor from pushing through hole in hollow walls.



Drill-In Screws Type A, Single Thread

Painted Sheet Metal Screws
Packaged in Bags and Tubs.

Zip-in® Self-Piercing Sheet Metal Screws



Specifications

Bulk	Bulk Qty.	Pail	Pail Qty.	Tub	Tub Qty.	Bag	Bag Qty.	Head Color	Head Size	Type
Zip-in® Screws										
HW6X3/8Z	18,000			HW6X3/8ZT	1,000	HW6X3/8ZG	100	○ Zinc Plated	1/4 in.	Slotted Hex
HW7X1/2Z	15,000	HW7X1/2ZP	7,500	HW7X1/2ZT	1,000	HW7X1/2ZG	100	○ Zinc Plated	1/4 in.	Slotted Hex
HW8X1/2Z	12,000	HW8X1/2ZP	7,000	HW8X1/2ZT	1,000	HW8X1/2ZG	100	○ Zinc Plated	1/4 in.	Slotted Hex
HW8X3/4Z	10,000	HW8X3/4ZP	5,000	HW8X3/4ZT	1,000	HW8X3/4ZG	100	○ Zinc Plated	1/4 in.	Slotted Hex
HW8X1Z	7,000	HW8X1ZP	3,500	HW8X1ZT	500	HW8X1ZG	100	○ Zinc Plated	1/4 in.	Slotted Hex
HW8X11/2Z	4,500	HW8X1-1/2ZP	2,250	HW8X11/2ZT	250	HW8X11/2ZG	50	○ Zinc Plated	1/4 in.	Slotted Hex
HW8X2Z	2,300	HW8X2ZP	1,400	HW8X2ZT	250	HW8X2ZG	50	○ Zinc Plated	1/4 in.	Slotted Hex
HW10X1/2Z	10,000			HW10X1/2ZT	1,000	HW10X1/2ZG	100	○ Zinc Plated	1/4 in.	Slotted Hex
HW10X3/4Z	8,000			HW10X3/4ZT	1,000	HW10X3/4ZG	100	○ Zinc Plated	1/4 in.	Slotted Hex
HW10X1Z	6,000			HW10X1ZT	500	HW10X1ZG	100	○ Zinc Plated	1/4 in.	Slotted Hex
Zip-in® Square Pan Head Robertson® Style Screws										
PS8X1/2Z	12,000			PS8X1/2ZT	1,000			○ Zinc Plated	#2	Pan Square
PS10X1/2Z	10,000			PS10X1/2ZT	1,000			○ Zinc Plated	#2	Pan Square
PS10X3/4Z	8,000			PS10X3/4ZT	1,000			○ Zinc Plated	#2	Pan Square
Zip-in® White Painted Register Screws										
HW8X11/2ZW	4,500			HW8X11/2ZWT	250	HW8X11/2ZWG	50	○ White	1/4 in.	Slotted Hex
HW8X2ZW	2,300			HW8X2ZWT	250	HW8X2ZWG	50	○ White	1/4 in.	Slotted Hex
HW8X3ZW				HW8X3ZWT	150	HW8X3ZWG	25	○ White	1/4 in.	Slotted Hex
PO8X2ZW	2,300			PO8X2ZWT	250	PO8X2ZWG	50	○ White	#2	Phillips
Zip-in® Painted Sheet Metal Screws										
HW6X3/8ZCL	18,000			HW6X3/8ZCLT	1,000	HW6X3/8ZCLG	100	○ Clay (C)	1/4 in.	Slotted Hex
HW6X3/8ZMB	18,000			HW6X3/8ZMBT	1,000	HW6X3/8ZMBG	100	● Musket Bronze (MB)	1/4 in.	Slotted Hex
HW6X3/8ZRB	18,000			HW6X3/8ZRBT	1,000	HW6X3/8ZRBG	100	● Royal Brown (RB)	1/4 in.	Slotted Hex
HW6X3/8ZW	18,000			HW6X3/8ZWT	1,000	HW6X3/8ZWG	100	○ White (W)	1/4 in.	Slotted Hex
HW7X1/2ZA				HW7X1/2ZAT	1,000	HW7X1/2ZAG	100	● Almond (A)	1/4 in.	Slotted Hex
HW7X1/2ZCC				HW7X1/2ZCCT	1,000	HW7X1/2ZCCG	100	○ Classic Cream (CC)	1/4 in.	Slotted Hex
HW7X1/2ZCL				HW7X1/2ZCLT	1,000	HW7X1/2ZCLG	100	○ Clay (C)	1/4 in.	Slotted Hex
HW7X1/2ZRB				HW7X1/2ZRBT	1,000	HW7X1/2ZRBG	100	● Royal Brown (RB)	1/4 in.	Slotted Hex
HW7X1/2ZW				HW7X1/2ZWT	1,000	HW7X1/2ZWG	100	○ White (W)	1/4 in.	Slotted Hex
HW8X3/4ZRB	10,000			HW8X3/4ZRBT	1,000	HW8X3/4ZRBG	100	● Royal Brown (RB)	1/4 in.	Slotted Hex
HW8X3/4ZW	10,000			HW8X3/4ZWT	1,000	HW8X3/4ZWG	100	○ White (W)	1/4 in.	Slotted Hex
HW8X1ZRB	7,000			HW8X1ZRBT	500	HW8X1ZRBG	100	● Royal Brown (RB)	1/4 in.	Slotted Hex
HW8X1ZW				HW8X1ZWT	500	HW8X1ZWG	100	○ White (W)	1/4 in.	Slotted Hex
Drill-in Screws, Type A, Single Thread										
HW10X1-1/2	3,500			HW10X11/2T	250	HW10X11/2G	50	○ Zinc Plated	5/16	Slotted Hex
HW10X2	2,400			HW10X2T	250	HW10X2G	40	○ Zinc Plated	5/16	Slotted Hex
HW12X2	1,800			HW12X2T	250	HW12X2G	25	○ Zinc Plated	5/16	Slotted Hex

Specifications

Tub Number	Tub Qty.	Bag Number	Bag Qty.	Anchor Size	Screw Size	For Screw Size	Uses Bit Diameter	Anchor Kit Quantity
Red Lip Plastic Anchors								
PA810T	1,000	PA810G	100	3/16 x 7/8 in.		8-9-10	3/16 in.	—
PA1012T	500	PA1012G	75	1/4 x 1 in.		10-12	1/4 in.	—
Red Lip Plastic Anchor Kits with Slotted Panhead Screws								
PA1012K	—	—	—	1/4 x 1 in.	SP10x1-1/4	—	1/4 in.	100
Red Lip Plastic Anchor Kits with White Hex Washer Head Screws								
PA1012KW	—	—	—	1/4 x 1 in.	HW10x1Z	—	1/4 in.	100



U.S. Patent No.
10,328,554

Eliminate Magnet Damage.

The Ultimate System is designed to eliminate magnet damage. C-RHEX® 1/4 in. and 5/16 in. hex drivers perfectly fit Zip-in® and Bit-Tip® screws without touching & damaging the magnet.

Save Time and Money!

The Ultimate System extends the life-span of C-RHEX® hex drivers, while using the most trusted sheet metal screws on the market!



- Malco's exclusive, dual-sided magnetic hex drivers are simple to change hex sizes with 2-EZ Technology.
- Easily remove metal shavings from the magnet by removing the socket and wiping it off!



Bit-Tip® Drill & Tap Screws

The One-Operation Fastener with a True Drilling Action Point



Bit-Tip drill and tap screws produce the optimum hole size for a quick tight fit.

Now even faster!

Drill & Tap Screws drill their own holes, taps a matching thread in steel .220 thick in less time than it takes to drill a pilot hole for other standard fasteners.

Choose from Hex or Slotted



Top View



Hex Washers



Top View



Hex Slotted Washers



The Bit-Tip Difference!

By drilling its own hole, Bit-Tip® produces the optimum hole size, resulting in better thread engagement and a tighter fit. One-operation fastening also means no alignment problems.

Bit-Tip® has a wide range of industry applications. Select the Bit-Tip® that's right for the job. Point length will determine metal thickness that can be drilled, tapped, and fastened.

Also, plywood, soft wood, composition board, drywall, insulation, and laminates may be fastened to metal framing or components.

Made from strong, high quality, specially heat treated steel. Bit-Tip® Self Drilling and Tapping Screws are precision cold forged insuring uniformity of dimension and drill point contours.

The versatile Bit-Tip® Screw is an excellent replacement for fastening operations now using rivets, nuts and bolts, spot welds, or adhesives. Bit-Tip® also eliminates the need for costly auxiliary fastening equipment such as drill bits, taps and welding equipment.

Requires only a standard screw gun power tool rated at 2500 RPM equipped with drilling depth locator.

U.S. Patent No.
D524,638



Look for the Dots! ® Trademarked & Patented Head Markings indicate one and only genuine Zip-ins®.

Bit-Tip® Drill & Tap Screws

Industrial Applications:

- Structural / Layered Metal
- Duct Work




Specifications

Bulk	Bulk Qty	Pail	Pail Qty.	Tub	Tub Qty.	Bag	Bag Qty.	Head Type	Screw Size	Driver Size	Material Thickness*
Bit-Tip® Screws (#2 Point)											
BT131	10,000			BT131T	1,000	BT131G	100	Hex Washer	8-18x1/2	1/4	.035-.100
BT132	10,000			BT132T	500	BT132G	100	Hex Washer	8-18x5/8	1/4	.035-.100
BT133	10,000			BT133T	500	BT133G	100	Hex Washer	8-18x3/4	1/4	.035-.100
BT134	8,000			BT134T	500	BT134G	100	Hex Washer	8-18x1	1/4	.035-.100
BT141	10,000			BT141T	500	BT141G	100	Hex Washer	10-16x1/2	5/16	.035-.110
BT142	8,000			BT142T	500	BT142G	100	Hex Washer	10-16x5/8	5/16	.110-.175
BT143	7,000	BT143P	3,000	BT143T	500	BT143G	100	Hex Washer	10-16x3/4	5/16	.110-.175
BT231	10,000			BT231T	1,000	BT231G	100	Slotted Hex	8-18x1/2	1/4	.035-.100
BT233	10,000			BT233T	500	BT233G	100	Slotted Hex	8-18x3/4	1/4	.035-.100
Bit-Tip® Screws (#3 Point)											
BT144	5,000			BT144T	500	BT144G	100	Hex Washer	10-16x1	5/16	.110-.175
BT153	5,000			BT153T	500	BT153G	100	Hex Washer	10-24x3/4	5/16	.110-.175
BT156	3,500			BT156T	500	BT156G	50	Hex Washer	10-24x1-1/2	5/16	.110-.175
Bit-Tip® Screws (#3 Point)											
BT163	6,000			BT163T	500	BT163G	100	Hex Washer	12-14x3/4	5/16	.110-.210
BT164	4,000			BT164T	500	BT164G	100	Hex Washer	12-14x1	5/16	.110-.210

* Test results furnished are given purely as a guide and do not constitute a warranty of any type. Results may vary by modification to the fastener or in certain applications.

Bit-Tip® Screw Strength

		Pull-out values (lbs.), in common steel gauges										Tensile Strength	Torsional Strength		
		26	24	22	20	18	16	14	13	1/8	10	3/16	lbs.	in.- lbs.	
8	18	#2	150	187	289	334	507	643	977				1575	42	
	10	16	#2	145	235	295	364	572	708	1,015	1,972			2100	61
		24	#3							1,528	2,120	2,199		2350	65
12	14	#3								1,541	1,990	2,650	3,515	2800	92



HVAC STARTER KIT



STKMR / STKMRBP

16 Piece Starter Kit

Catalog No.	Description		
C5R	Redline Pipe Crimper 5 Blade	M14N	14 in. (362 mm) Alum. Pattern Snip
SL1R	Redline Snap Lock Punch	SH3	Setting Hammer
N1R	Redline Hand Notcher	DS2	Offset Duct Stretcher
S2R	Redline Hand Seamer	BT143G	Bit-Tips 100 pack FREE
12F	Folding Tool	HW8x1/2ZG	Zip-ins 100 pack FREE
18	Divider	TS1	TurboShear
M2001	Aviation Snip Left Cut	HC1	Hole Cutter
M2002	Aviation Snip Right Cut	A2	1/4 in. (6.4 mm) Scratch Awl

HVAC DELUXE KIT



DSKR / DSKRBP

29 Piece Deluxe Kit

Catalog No.	Description		
C5R	Redline Pipe Crimper 5 Blade	DB1	Dead Blow Hammer
SL1R	Redline Snap Lock Punch	DS2	Offset Duct Stretcher
N1R	Redline Hand Notcher	MSH14	Hex Chuck
S2R	Redline Hand Seamer	MSH516	Hex Chuck
12F	Folding Tool	L9M	Torpedo Level
18	Divider	HW8x1/2ZG	Zip-ins 100 pack FREE
M2001	Aviation Snip Left Cut	BT143G	Bit-Tips 100 pack FREE
M2002	Aviation Snip Right Cut	TS1	TurboShear
M2005	Bulldog Aviation Snip	HHD1S	1/4 in. (6.35 mm) Hex Driver Mag.
M14N	14 in. (362 mm) Alum. Pattern Snip	HHD2S	5/16 in. (7.9 mm) Hex Driver Mag.
A0	1/8 in. (6.35 mm) Scratch Awl	TY4G	Tie Tool - Standard Grip
SH3	Setting Hammer	HC1	Hole Cutter
T416M	1 in. x 16 ft. Magnetic Tape Measure	4MC24	Recip Blade 6L 24T
W29	Hex Key Set	RD6	6-in-1 Reversible Driver
		A2	1/4 in. (6.4 mm) Scratch Awl

Custom Kits for Contractors & Trade Schools

Now you can build a custom tool kit that reflects your unique market or classroom needs.



Metal Roofing (EXAMPLE KIT)

TB1	Tool Bag or TBP33 Backpack	M2007	Max 2000 Right Offset Cut
DB1	Dead Blow Hammer	N2R	Hand Notcher, 1 in. Depth
HC1	Hole Cutter, Sheet Metal	S6R	6 in. Hand Seamer
HP18KR	Hole Punch Kit	SG11	Seamer & Tongs Offset Gripped
M14A	14 in. Alum. Straight Snip	18F	18" Folding Tool 3/8 - 1 in.
M12NG	12 in. Alum. Straight Snip Gripped		
M2006	Max 2000 Left Offset Cut		



Fiber Cement Siding (EXAMPLE KIT)

TB1	Tool Bag or TBP33 Backpack
FCFG	Fiber Cement Facing Gauge
FCG2	Fiber Cement Gauge Set of 2
HF7	3 in. (76 mm) Carbide Tipped HS
HF10	4-1/8 in. (105 mm) Carbide Tipped HS
TSF1	TurboShear Fiber Cement Siding
FCSR	Fiber Cement Snip
HHA4	Hole Saw Arbor and HSS Pilot Drill



Vinyl Siding (EXAMPLE KIT)

TB1	Tool Bag or TBP33 Backpack
JCCR	J-Channel Cutter 5/8 in.
M2003	Max 2000 Combo Cut
MV12	Vinyl Snip
SL5	Snap Lock Punch
SRT2	Siding Tool Straight Handle
TNP2S	Trim Nail Punch - Metal
9PK	Quick Open Utility Knife

50% Off

Backpack or Tool Bag when ordering custom kits

How to Create a Custom Kit?

- Specify a minimum of 6 different tools per Custom Kit. Select tools that fit the dimensions of the tool bag. (estimated max of 30 tools under 17 in. / 43 cm long.)
- **10% Discount on School Orders!**
- Ask your local Malco Distributor for details and a quote.

TB1



Tool Bag

Rugged, heavyweight nylon tool bag organizes large and small tools with ample capacity and multiple interior and exterior pockets. Open pockets as well as velcro and zippered entries also accommodate other on-the-job necessities including cell phones and MP3 players! An easy grip, lock-tight web handle and generous padded shoulder strap make this stylishly engineered bag easy to tote and a welcome alternative to heavier steel tool boxes, less durable plastic trays and boxes, or catch-all bucket pouches.

TB1

Rugged Nylon Tool Bag


Catalog Number	Description	Nominal Dimensions (L x W x H) in. (cm)	Net Weight lbs. (kg)
TB1	Rugged Nylon Tool Bag	17 x 8 x 8 (43 x 20 x 20)	4.5 (2.04)

TBP33

33 Pocket Backpack

Seamless, impact-resistant molded polymer base and padded side walls protect tools from drop damage and water damage. • Durable high-thread count 1690D ballistic nylon shell and heavy-duty zippers offer long service life. • 33 duo-colored pockets and pouches plus one wide-opening side and a stand-up backside make it easy to organize and find tools. • Padded and zippered exterior storage for cell phone and laptop/tablet plus two expanding bi-fold side pockets. • Comfortable, wide-padded shoulder straps and back pads help shoulder the load and save neck and back.

Catalog Number	Description	Nominal Dimensions (L x W x H) in. (cm)	Net Weight lbs. (kg)
TBP33	33 Pocket Backpack	15 x 7.5 x 20 (38 x 19 x 51)	6.05 (2.74)





TURN YOUR DRILL OR IMPACT INTO A POWERED SHEAR!





Trade Pro's know anything less than the best just won't cut it.

“ These shears work much better than I ever imagined they would. The blades stay sharp very well, and it cuts very cleanly. Also it's very maneuverable. ”

“ Worked in drill or driver impact. Performed as advertised and fast cutting. Quality product. ”

Long lasting blades make fast, smooth trim cuts and tight circular or rectangular cuts in metal ductwork, metal roofing and metal building panels.

Make fast straight, curved, or square cuts in most common sheet metals. A sleek, lightweight aluminum cast shear head and molded drill clamp allow maximum portability and ease to go wherever the work is.



More compact Telescoping Drill Clamp fits drills and impact drivers including lithium-ion models.

Designed for 18 ga. Sheet Metal

Pat. No. 9,649,702

TSHD



Catalog Number	Description	Net Wt. oz. (g)	Net Wt. lbs. (kg)
TSHD	TurboShear® Heavy-Duty	—	2.2 (1.00)
Replacement Parts			
TSDC	TurboShear® Drill Clamp	8 (227)	—
TSCG	TurboShear® Chuck Guard	.96 (27)	—
TSHDRB	TurboShear® Heavy Duty Replacement Blades	7.04 (200)	—

Metal Capacities			
Material	Spiral Duct 20 Gauge	Galvanized Steel 18 Gauge	Mild Steel 18 Gauge
inches (mm)	0.040 (1.02)	0.052 (1.32)	0.048 (1.22)





Drill Requirements:
1/4 in. (6.35 mm) Chuck,
Min. 14.4V - DC,
Max 7A-AC

THE Original

The time-saving TurboShear® TS1 inserts directly into the chuck of a standard 1200 rpm A/C or cordless drill. It's that easy to convert your power drill to a power shear! Cuts straight and to the left and is capable of navigating tight curved patterns and squares in heavy 20-gauge (1.02 mm) galvanized steel.

**Designed for
20 ga. Sheet Metal**

360° Rotating Collar will not fit on this model.



TS1

Catalog Number	Description	Net Wt. oz. (g)
TS1	TurboShear®, "Original"	26 (737)
Replacement Parts / Drill Clamp (one-hand use)		
TSDC	TurboShear® Drill Clamp (for one-hand use)	8 (227)
TS1RB	TurboShear®, "Original" Replacement Blades	5.92 (168)
Metal Capacities		
Material	Galvanized Steel 20 Gauge	Cold Rolled 20 Gauge
inches (mm)	0.040 (1.02)	0.036 (0.91)



Drill Requirements:
1/4 in. (6.35 mm) Chuck,
Min. 14.4V - DC,
Max 7A-AC

Attach to any drill or impact for easy, clean shearing on both edges of cut. Cut either direction, as scrap spirals out of tool path when cutting.

The Double-Cut TurboShear® removes a narrow spiral scrap from the tool path to produce a clean, straight edge on both sides of the cut. Approach a cut from either end to produce a quality work-piece edge. Also navigate up to 90° outside profiles of metal roofing panels, or metal ductwork, and cut through seams!

**Designed for
18 ga. Sheet Metal**



Pat. No. 9,649,702


TSM D

Catalog Number	Description	Net Wt. oz. (g)	Net Wt. lbs. (kg)
TSM D	Double-Cut TurboShear	—	2.6 (1.18)
Replacement Parts			
TSDC	TurboShear Drill Clamp	8 (227)	—
TSCG	TurboShear Chuck Guard	.96 (27)	—
TSM DRB	Double-Cut TurboShear Replacement Blades	5.6 (159)	—
Metal Capacities			
Material	Spiral Duct 20 Gauge	Galvanized Steel 18 Gauge	Mild Steel 18 Gauge
inches (mm)	0.040 (1.02)	0.052 (1.32)	0.048 (1.22)





Drill Requirements:
 1/4 in. (6.35 mm) Chuck,
 Min. 14.4V - DC,
 Max 7A-AC



75°
 Elongated blades create a steep 75-degree offset for a nearly vertical approach when starting a cut.



Cut corrugated mild steel with ease. Attach to any drill or impact to navigate cross cuts in metal roofing panels.

This versatile and portable TurboShear® fits a drill you already own to make easy cross cuts, fast lengthwise cuts, even circular and square outlet cuts in large or small pattern corrugated metal roofing and most trapezoidal (box) pattern metal roofing panels.

Designed for 30 to 24 ga. Corrugated Sheet Metal



Pat. No. 9,649,702

TSCM



Catalog Number	Description	Net Wt. oz. (g)	Net Wt. lbs. (kg)
TSCM	Corrugated Metal TurboShear	—	2.2 (1.00)
Replacement Parts			
TSDC	TurboShear® Drill Clamp	8 (227)	—
TSCG	TurboShear® Chuck Guard	.96 (27)	—
TSCMRB	Corrugated Metal TurboShear® Replacement Blades	6.4 (181)	—
Metal Capacities			
Material	Mild Steel - 30 - 24 Gauge		
inches (mm)	.012 - .024 (0.31 - 0.61)		



Drill Requirements:
 1/4 in. (6.35 mm) Chuck,
 Min. 14.4V - DC,
 Max 7A-AC



Attach to any drill or impact to make fast rough-hewn straight, angled or scalloped cuts in natural roofing slate.

Make fast straight, angled, or curved cuts in 4 to 8 mm natural roofing slate. Cutting slate with finished side up produces a hand-cut appearance. A padded skid plate prevents scratches to the exposed slate finish. Cut thousands of linear feet of natural roofing slate quickly and easily all season long!

Designed for 4 to 8 mm Natural Roofing Slate



Pat. No. 9,649,702

TSNS1



Catalog Number	Description	Net Wt. oz. (g)	Net Wt. lbs. (kg)
TSNS1	TurboShear®, Natural Roofing Slate	—	2.5 (1.13)
Replacement Parts			
TSDC	TurboShear® Drill Clamp	8 (227)	—
TSCG	TurboShear® Chuck Guard	.96 (27)	—
TSNS1RB EV	TurboShear® Replacement Blades & Skid Plate for TSNS1	9.28 (263)	—
Natural Roofing Slate Capacity			
4-8 mm Natural Roofing Slate			





Drill Requirements:
1/4 in. (6.35 mm) Chuck,
Min. 14.4V - DC,
Max 7A-AC



Works with a drill or impact to navigate all popular vinyl siding styles and power your way through thick lock seams and profiles.

Vinyl Cutting TurboShears® provide easy scissor action for making straight cuts, circles, and squares in vinyl siding. A knife-like beveled blade edge quickly penetrates siding to start cut. Non-slip blades and 3/8 in. (9.53 mm) jaw opening tackles lock-seams with ease. Wide jaws combined with a 3/4 in. (19.05 mm) length of cut makes easy work of cutting through siding profiles.

Designed for cutting carpet, flashing, trim, rubber, and other vinyl type material.

Pat. No. 9,649,702

TSV1



Catalog Number	Description	Net Wt. oz. (g)	Net Wt. lbs. (kg)
TSV1	TurboShear®, Vinyl Cutting	—	2.16 (0.98)
Replacement Parts			
TSDC	TurboShear® Drill Clamp	8 (227)	—
TSCG	TurboShear® Chuck Guard	.96 (27)	—
TSV1RB	TurboShear®, Vinyl Cutting Replacement Blades	11.23 (318)	—
Designed for these Materials:			
Carpet, Flashing, Trim, Rubber, and other vinyl type material.			



Drill Requirements:
1/4 in. (6.35 mm) Chuck,
Min. 14.4V - DC,
Max 7A-AC



Works with a drill or impact to make fast, clean, trim cuts in asphalt shingles along a roof valley, or tight left square cuts and circles to fit around utility outlets.

Make fast, smooth, trim cuts in multiple layers of asphalt shingles, up to 1/2 in. (12.7 mm) thick. Easily shear along a roof valley, or make tight left square cuts and circles to fit around utility outlets. An extra-wide jaw opening with beveled lead-in tip on the upper blade handles multiple shingle layers. And a wide, flat lower blade offers exceptional operator control. Heat-treated carbon steel blades with solid carbide inserts hold their edge longer in any life-rated shingle or shingle thickness.

Designed for Asphalt Shingles up to 1/2 in.

Pat. No. 9,649,702

TSS1



Catalog Number	Description	Net Wt. oz. (g)	Net Wt. lbs. (kg)
TSS1	TurboShear®, Asphalt Shingles	—	2.3 (1.04)
Replacement Parts			
TSDC	TurboShear® Drill Clamp	8 (227)	—
TSCG	TurboShear® Chuck Guard	.96 (27)	—
TSS1RB EV	TurboShear® Asphalt Shingle Replacement Blades	7.04 (200)	—





Drill Requirements:
1/4 in. (6.35 mm) Chuck,
Min. 14.4V - DC,
Max 7A-AC



Works with a drill or impact to cut 5/16 in. (8 mm) fiber cement siding plank with minimal dust!

A wide skid-plate on the head design stabilizes cutting action for extra-smooth results in 5/16 in. (8 mm) fiber cement siding plank. This versatile shear also navigates curved-pattern cuts for window and door arches. One blade and skid plate set will last an average of 30 residential siding projects. You can even rotate the tool's skid plate to maximize cutting life.

Designed for 5/16 in. Fiber Cement Siding



Pat. No. 9,649,702

TSG1



Catalog Number	Description	Net Wt. oz. (g)	Net Wt. lbs. (kg)
TSG1	TurboShear®, Fiber Cement	—	2.5 (1.13)
Replacement Parts			
TSDC	TurboShear® Drill Clamp	8 (227)	—
TSCG	TurboShear® Chuck Guard	.96 (27)	—
TSG1RBN	TurboShear Replacement Blades for TSG1 (shown)	9.28 (263)	—
Fiber Cement Siding Capacity			
5/16 in. (8 mm) Fiber Cement Siding			

WARNING: Fiber cement contains crystalline silica. Respirable silica contained in cutting dust is known to cause cancer.



Drill Requirements:
1/4 in. (6.35 mm) Chuck,
Min. 14.4V - DC,
Max 7A-AC



Works with a drill or impact to make fast, straight cuts and quick corners in 1/2 in. (13 mm) fiber cement backer board with minimal dust!

Designed to replace messy, imprecise, scoring and snapping methods of trimming backer board. A wide skid-plate on the head design stabilizes cutting action for extra smooth results. This versatile shear navigates curved-pattern cuts for window and door arches and will also cut 5/16-in. (8 mm) fiber cement siding plank. You can even rotate the tool's skid plate to maximize cutting life.

Designed for 1/2 in. Fiber Cement Backerboard



Pat. No. 9,649,702

TSG2



Catalog Number	Description	Net Wt. oz. (g)	Net Wt. lbs. (kg)
TSG2	TurboShear®, Fiber Cement Backerboard	—	2.5 (1.13)
Replacement Parts			
TSDC	TurboShear® Drill Clamp	8 (227)	—
TSCG	TurboShear® Chuck Guard	.96 (27)	—
TSG2RBN	TurboShear Replacement Blades for TSG2	9.28 (263)	—
Fiber Cement Siding Capacity			
1/2 in. (13 mm) Fiber Cement Backer board Siding			

WARNING: Fiber cement contains crystalline silica. Respirable silica contained in cutting dust is known to cause cancer.



IMPACT RATED!

*Malco Hole Cutters are the longest lasting, fastest cutting solution for cutting holes in sheet metal.**
*based on internal testing

HC2
 2-20 in. (51-508 mm)
 Diameter Circles

HC1
 2-12 in. (51-305 mm)
 Diameter Circles

HC1 is adjustable for making 2 to 12 in. (51 to 305 mm) diameter holes. The larger HC2 model cuts 2 to 20 in. (51 to 508 mm) holes. A combination English / Metric diameter gauge is standard, and both quickly install into the chuck of any impact or drill as small as 1/4 in. (6.35 mm).

The Real Difference
Gold Standard Cutter Bits

Malco cutter bits feature a long lasting, mill type cutting edge and large flat for adjusting the cutting edge location up or down to extend bit life. One cutter bit fits either model and is easily replaceable. Available in single (CB), 6-pack (CBB), and 100-pack bulk tub (CB100).



Enlarged to show detail.



Specifications 

Catalog Number	Description	Steel Type	Hole Diameter in. (mm)	Net Wt. oz. (g)
HC1	Hole Cutter	—	2-12 (50.8-304.8)	16 (454)
HC2	Hole Cutter	—	2-20 (50.8-508)	22 (624)
CB*	Mill Type Cutter Bit (Single)	HSS (High Speed)	—	—
CBB	Mill Type Cutter Bit (6 pack)	HSS (High Speed)	—	—
CB100	Mill Type Cutter Bit (100 tub)	HSS (High Speed)	—	—

Metal Capacities			
Material	Aluminum	Galvanized Steel 20 Gauge	Mild Steel 20 Gauge
inches (mm)	.054 (1.37)	.040 (1.02)	.036 (0.91)



CB (Single) **CBB** (6-pack) **CB100** (100-pack tub)




Perfect Circles


EVERY TIME!

Lightweight aluminum frames make Malco hole cutters extremely portable for a variety of holes in sheet metal including 20-gauge (1.02 mm) galvanized steel.

For Reference



Replacement Parts



Hex Key is provided with purchase of new tool.

Replacement Parts

- | | |
|----|---|
| 1. | CB - Cutter Bit |
| 2. | HC1H - Screw Only |
| 3. | HC1E - Adjustment Sleeve
(with screw included) |
| 4. | HC1D - Thrust Bearing |
| 5. | HC1K - Bearing |
| 6. | HC1G - Shoe |
| 7. | HC1I - Shoe Screws |
| 8. | HC1B - Pivot Pin Set |



**78%
Faster**

THAN A MANUAL
SHEET METAL
CRIMPING TOOL!

*verified by internal testing



5X Faster*

*based on internal testing



Based on Actual Field Trials!

The Malco TurboCrimper® IMPACT is designed to work with a minimum 12 volt DC cordless or maximum 7 amp AC corded impact driver equipped with a quick release 1/4 inch hex chuck.

Chuck it up and Go!

No set-up or adjustment is needed to immediately begin crimping multiple sizes, types, and thickness of round metal duct, including spiral duct and metal stove pipe.

Time and Labor Saving.

Simple, effective design increases speed and ease of crimping 30 – 24 gauge (0.41 – 0.71 mm) galvanized steel round duct and (0.31 - 0.61 mm) cold rolled steel stove pipe. (minimum 3" pipe)


Storage? No Problem.

The compact TurboCrimper® IMPACT is easy to balance while in use and stores easily in a pouch or bag when not in use.

Operating Tips



Begin crimping at angle



Exit crimping at slight angle



C5A2



Overall Length: 4"
Throat Depth: 1.5"
Width of Jaw: 2"



Use Impact Driver Only!

Min. 12V DC Impact Driver with quick release 1/4 in. Hex Chuck.

C5A2

Catalog Number	Description	Chuck Requirements	Impact Driver Requirements	Net Weight
C5A2	TurboCrimper® IMPACT	1/4 in. Quick Release	Min. 12V DC, Max 7A AC	30 oz. (848 g)
Replacement Drive Shaft				
C5A2RD EV	Replacement Drive Shaft			
Metal Capacities				
Material	Galvanized Steel 30-24 Gauge	Cold Rolled 30-24 Gauge		
inches (mm)	0.016 - 0.034 (0.41-0.71)	0.016 - 0.034 (0.31-0.61)		

Andy[™]
SNIP

MC12L

**OFFSET
DESIGN!**



Andy Snips™

12 in.
HIGH CARBON INSET BLADES
 with sleek aluminum frames for greater maneuverability.

Sleek styling, easy blade replacement, and larger handles make Malco's 12 in. Andy™ Snips more versatile. Ideal as a vinyl siding snip or for cutting aluminum, copper, or sheet metal. A sleek head design improves maneuverability. A full 3 in. (76.2 mm) cutting length makes straight shearing with the Malco Andy™ Snip fast and easy.



M12N

Andy™ 12 in. (31 cm) Pattern straight shearing, mild curve cuts, and multiple layers of material.



MC12N

Andy™ 12 in. (31 cm) Combination L or R circles to 6 in. (15 cm) diameter and straight cuts.



M12NG
Gripped



MC12L
Offset



MC12NG
Gripped

14 in.
HIGH CARBON INSET BLADES
 with big aluminum frames for longer cuts.

Malco's 14 in. Andy™ Snip are very versatile. A sleek head design improves maneuverability. Ideal for making cuts in tight material, shapes such as J-Channel. A full 3-1/4 in. (82.6 mm) cutting length makes straight shearing with the Malco Andy™ Snip fast and easy. Blade replacement is easily accomplished in the field.



M14N

Andy™ 14 in. (36 cm) Pattern straight shearing, mild curve cuts, and multiple layers of material.



MC14N

Large 14 in. (36 cm) frame with roomy handle loops and big 3-1/4 in. (82.6 mm) cutting length.

Andy™ 14 in. (36 cm) Combination L or R circles to 6 in. (15 cm) diameter and straight cuts.

24 ga.
 Capacity

Specifications

Catalog Number	Description	Length of Cut in. (mm)	Tool Length in. (mm)	Net Wt. oz. (g)	Replacement Blades
M12N	Andy™ 12 in. (31 cm) Pattern Snip	3 (76.2)	12 (304.8)	16 (454)	M12NRB
M12NG	Andy™ 12 in. (31 cm) Pattern Snip "Gripped"	3 (76.2)	12 (304.8)	20 (567)	M12NRB
MC12L	Andy™ 12 in. (31 cm) Offset Left Snips	3 (76.2)	12 (304.8)	18 (510)	MC12LRB
MC12N	Andy™ 12 in. (31 cm) Combination Snip	3 (76.2)	12 (304.8)	16 (454)	MC12NRB
MC12NG	Andy™ 12 in. (31 cm) Combination Snip "Gripped"	3 (76.2)	12 (304.8)	20 (567)	MC12NRB
M14N	Andy™ 14 in. (36 cm) Pattern Snip	3-1/4 (82.6)	14 (355.6)	20 (567)	M14NRB
MC14N	Andy™ 14 in. (36 cm) Combination Snip	3-1/4 (82.6)	14 (355.6)	20 (567)	MC14NRB

Metal and Vinyl Capacities

Material	Vinyl	Aluminum	Copper	Annealed Stainless Steel 26 Gauge	Galvanized Steel 24 Gauge	Mild Steel 24 Gauge
inches (mm)	.055 (1.40)	.035 (0.89)	.023 (0.58)	.018 (0.46)	.028 (0.71)	.024 (0.61)

Andy™ CLASSIC

M14A



Andy™ Snips Classic

12 in.
CLASSICS
 with classic aluminum frames for greater maneuverability.

Original style handles make Malco's 14 in. Andy™ Classic snips the perfect addition to any tool bag. Ideal for cutting vinyl siding, aluminum, copper, and sheet metal. A full 3 in. (76.2 mm) cutting length makes straight shearing with the Malco Andy™ Snip fast and easy. Pressure-fit inset blades make replacement easy while out in the field.

M12A



Andy™ Classic 12 in. (31 cm) Pattern straight shearing, mild curve cuts, and multiple layers of material.


MC12A



Andy™ Classic 12 in. (31 cm) Combination L or R circles to 6 in. (15 cm) diameter and straight cuts.

14 in.
CLASSICS
 with big aluminum classic frames for longer cuts.

Malco's original style handles make Malco's 14 in. Andy™ Classic snips the perfect addition to any tool bag. These snips are ideal for cutting vinyl siding, aluminum, copper, or sheet metal. A full 3 in. (76.2 mm) cutting length makes straight shearing with the Malco Andy™ Snip fast and easy. Blade replacement is easily accomplished in the field.

M14A



Andy™ Classic 14 in. (36 cm) Pattern straight shearing, mild curve cuts, and multiple layers of material.

Blades are easily replaceable with the use of a common wrench and #2 Phillips Screw Driver.


MC14A



Andy™ Classic 14 in. (36 cm) Combination L or R circles to 6 in. (15 cm) diameter and straight cuts.

24 ga.
 Capacity


Specifications

Catalog Number	Description	Length of Cut in. (mm)	Tool Length in. (mm)	Net Wt. oz. (g)	Replacement Blades
M12A	Andy™ Classic 12 in. (31 cm) Pattern Snip	3 (76.2)	12 (304.8)	17 (482)	M12ARB
MC12A	Andy™ Classic 12 in. (31 cm) Combination Snip	3 (76.2)	12 (304.8)	17 (482)	MC12ARB
M14A	Andy™ Classic 14 in. (36 cm) Pattern Snip	3-1/4 (82.6)	14 (355.6)	22 (624)	M14ARB
MC14A	Andy™ Classic 14 in. (36 cm) Combination Snip	3-1/4 (82.6)	14 (355.6)	22 (624)	MC14ARB

Metal and Vinyl Capacities						
Material	Vinyl	Aluminum	Copper	Stainless Steel 26 Gauge	Galvanized Steel 24 Gauge	Mild Steel 24 Gauge
inches (mm)	.055 (1.40)	.035 (0.89)	.023 (0.58)	.018 (0.46)	.028 (0.71)	.024 (0.61)

MAX[®] 2000

*Nothing outcuts,
outmaneuvers, or outlasts Max!*



M2006

Max2000® Snips



M2001



M2003

Max2000® Left, Right, and Combination Aviation Snips

feature alloy steel blades with serrated lower jaws for solid gripping power in sheet metals, vinyl plastics, layered metals, and seams (including "S" cleats).



M2002



M2006

Versatile Max2000® Offset Right and Left Aviation Snips

feature a serrated upper jaw of hardened alloy steel and a forged steel lower jaw to produce a strong, sharply defined cutting edge for superior offset maneuverability and cutting performance.



M2007



M2004

Sharp Tipped Center Jaw



The Max2000® Double-Cut Snip employs a best of all worlds close tolerance design for consistent performance. A curved cutting edge on the center jaw reduces cutting force required and large relief grinds on all jaws minimize drag. The double cut blades feed smoothly, cut cleanly without surface distortion, and easily navigate metal seams encountered in round metal duct and stove pipe. A self-starting point on center jaw makes short work of blind cuts.



M2005

The Max2000® Bulldog Snip

features shorter blades with a serrated lower jaw for controlled notching and trimming out to the blade tip in layered sheet metals and metal seams.



Specifications

Catalog Number	Description	Cutting Application	Grip Color	Length of Cut in. (mm)	Tool Length in. (mm)	Net Wt. oz. (g)	Blade Length in. (mm)
M2001	Standard	Cuts Left	Red	1-3/8 (34.9)	10 (254)	14 (397)	2.5 (25.4)
M2002	Standard	Cuts Right	Green	1-3/8 (34.9)	10 (254)	14 (397)	2.5 (25.4)
M2003	Standard	Cuts Straight, Left and Right	Yellow	1-11/16 (42.9)	10 (254)	14 (397)	2.5 (25.4)
M2004	Straight Double Cut	Straight, Double Cut	Yellow	1-3/8 (34.9)	10 (254)	16 (454)	
M2005	Bulldog	Notching and Trimming	Red	1-1/16 (27)	10 (254)	13 (367)	
M2006	Offset	Cuts sharp left, straight, and 5 in. (125 mm) dia. circles.	Red	1-1/4 (31.8)	10 (254)	16 (454)	
M2007	Offset	Cuts sharp right, straight, and 5 in. (125 mm) dia. circles.	Green	1-1/4 (31.8)	10 (254)	16 (454)	

Metal Capacities

	Material	Aluminum	Copper	Stainless Steel 22 Gauge	Galvanized Steel 22 Gauge	Mild Steel 22 Gauge
M2004	inches (mm)	0.040 (1.02)	0.034 (0.86)	—	0.034 (0.86)	0.030 (0.76)
	Material	Aluminum	Copper	Stainless Steel 20 Gauge	Galvanized Steel 18 Gauge	Mild Steel 18 Gauge
All other Max Snips	inches (mm)	0.062 (1.57)	0.054 (1.37)	0.038 (0.97)	0.054 (1.37)	0.048 (1.22)

Replacement Spring

M2000S FITS ALL MODELS ON THIS PAGE



AV1

POWER-FIT™
PERFORMANCE HAND GRIPS

AVs® Snips

Forged Steel Aviation Snips

Malco's AVs® Aviation Snips feature POWER-FIT™ Performance Hand Grips with non-slip grooves and improved safety hand guards, that evenly distribute pressure, resulting in less fatigue and increased productivity, while providing maximum grip even in the dirtiest conditions.



POWER-FIT™
PERFORMANCE HAND GRIPS

AVs® Left, Right & Combination Aviation Snips

Traditional design with forged steel jaws, torsion handle spring, and side latch.




AVs® Offset Right & Left Forged Snips

Forged steel upper and lower jaws with torsion handle spring and latch.



Vertical Forged Steel Aviation Snips



AVs® Left & Right Vertical Aviation Snips

Left and right cutting forged serrated edge steel jaws are set at a 90 degree angle to allow easy access when cutting sheet metal in tight spaces, or overhead.

18 ga. AVs Capacity
24 ga. AVs Vertical Capacity

Specifications

Catalog Number	Description	Cutting Application	Grip Color	Length of Cut in. (mm)	Tool Length in. (mm)	Net Wt. oz. (g)
AV1	Standard	Left Cutting Aviation Snip	Red	1-3/8 (34.9)	9-5/8 (245)	14 (397)
AV2	Standard	Right Cutting Aviation Snip	Green	1-3/8 (34.9)	9-5/8 (245)	14 (397)
AV3	Standard	Cuts Straight, Left and Right	Yellow	1-1/2 (38.1)	9-7/8 (251)	14 (397)
AV6	Offset	Cuts sharp left, straight, and tight dia. circles	Red	1-1/4 (31.8)	9-5/8 (245)	15 (425)
AV7	Offset	Cuts sharp right, straight, and tight dia. circles	Green	1-1/4 (31.8)	9-5/8 (245)	15 (425)
AV8	Vertical	Left Cutting Vertical Aviation Snip	Red	1-3/8 (34.9)	8-3/4 (222)	16 (454)
AV9	Vertical	Right Cutting Vertical Aviation Snip	Green	1-3/8 (34.9)	8-3/4 (222)	16 (454)

Metal Capacities								
	Material	Aluminum	Copper	Stainless Steel 20 Ga.	Galvanized Steel 18 Ga.	Mild Steel 18 Ga.	Cold Rolled Steel 24 ga.	Stainless Steel 28 ga.
AVs® Snips	in. (mm)	0.062 (1.57)	0.054 (1.37)	0.036 (0.91)	0.052 (1.32)	0.048 (1.22)	—	—
AVs® Vertical AV8, AV9	in. (mm)	—	—	—	—	—	0.024 (0.61)	.028 (0.38)



BIG

performance
miniaturized.



Only 7-1/8 in.

At only 7-1/8 inches (181 mm), the AVs® Mini easily goes to work in tight or awkward spaces where full-size aviation snips are challenged. A 3/4 inch (19 mm) length of cut provides the optimum speed for confined cutting applications where this small, maneuverable snip excels.

Each snip is made with forged steel jaws that contain precision-ground serrations on the lower blade, which produces a sharply defined edge for cutting accuracy and control.



Specifications

Catalog Number	Description	Cutting Application	Grip Color	Length of Cut in. (mm)	Tool Length in. (mm)	Net Wt. oz. (g)
AVM6 EV	AVs® Mini	Left Cutting "MINI" Aviation Snip	●	3/4 (19)	7-1/8 (181)	8 (227)
AVM7 EV	AVs® Mini	Right Cutting "MINI" Aviation Snip	●	3/4 (19)	7-1/8 (181)	8 (227)

Metal Capacities

Material	Cold Rolled Steel 24 ga.	Stainless Steel 28 ga.
in. (mm)	0.024 (0.61)	.028 (0.38)



Ultra

Lightweight Snips

The ULC10 Ultra Lightweight Metal Cutting Snip offers a light, yet powerful option for cutting aluminum, and 26 gauge steel. The ULC10 has a strong, lightweight 10 inch polymer frame and is easy to grasp while making big 3 inch long controlled cuts. It also utilizes a fully threaded brass insert, thermally anchored in the blade area of the polymer frame. The insert offers greater holding power with no loss of thread integrity, resulting in superior performance.

- Strong, lightweight 10 in. (254 mm) polymer frame
- Easy-to-grasp, protective handle loops
- Big 3 in. (76 mm) long controlled cut
- Designed for all weather conditions
- Includes a Full-Size Handle

only
10
Ounces!



Worry Free Blade Changes

A fully threaded brass insert thermally anchored in the blade area of the polymer frame for holding power and no loss of thread integrity.



ULC10

Ultra Lightweight Snip

Catalog Number	Description	Length of Cut in. (mm)	Tool Length in. (mm)	Net Wt. oz. (g)
ULC10	Metal Cutting, Combination Snip	3 (76)	10 (254)	9.5 (254)

Metal Capacities

	Material	Aluminum	Galvanized Steel 26 Ga.	Mild Steel 26 Ga.
ULC10	in. (mm)	.030 (0.76)	0.020 (0.51)	0.018 (0.46)

Replacement Blades

ULC10	MC12ARB
-------	---------

Regular Pattern Snips
For straight cutting and wide curves.

M9



M15



Bulldog Snips
Big, powerful snip for straight cuts and notches.

MD10



MD12



Circular Duckbill Snips
Maneuver and cut easily to the very tip of blade. Cut a variety of material without tearing or catching.

Specifications

Pattern, Bulldog, and Duckbill Snips

Catalog Number	Description	Length of Cut in. (mm)	Tool Length in. (mm)	Net Wt. oz. (g)	Sheet Metal Capacity	Stainless Steel Capacity
M9	Regular Pattern Snip	3 (76.2)	12-1/2 (317.5)	27 (766)	18 gauge	22 gauge
M15	Bulldog Pattern Snip	2-1/2 (63.5)	16-1/2 (419.1)	59.2 (1678)	16 gauge	18 gauge
MD10	Circular "Duckbill" Snip	2-1/2 (63.5)	10 (254)	13 (369)	20 gauge	26 gauge
MD12	Circular "Duckbill" Snip	3 (76.2)	12-1/2 (317.5)	27 (766)	20 gauge	22 gauge

REDLINE®

HANDLES by Malco

Longer Lasting Performance:

Wear resistant, hardened steel construction throughout. Hardened steel also produces greater handle strength to resist abuse and collapsing. Nickel plating resists elements.

S2R



S2R The 3-1/4 in. (83 mm) seamer is designed for the metal trades including, HVACR installation, metal roofing, and siding applications.



S6R The BIG 6 in. (152 mm) seamer is a power house for folding large bends in galvanized sheet metal.



S5R Designed with Die-Cast Zinc jaws. These seamers easily make clean bends without ruining paint finishes.



3-1/4 in. Hand Seamers

3-1/4 in. (83 mm) Jaws with
1-1/4 inch (31.8 mm) Bending Depth



6 in. Hand Seamers

Big 6 in. (152 mm) Jaws with
1-1/4 inch (31.8 mm) Bending Depth



3-1/4 in. Hand Seamers (Offset)

3-1/4 in. (83 mm) Jaws with Offset Handles.
1-1/4 inch (31.8 mm) Bending Depth



Malco Hand Seamers with forged steel jaws, are the premier choice for bending, folding, flattening and straightening sheet metal edges or safely gripping and moving sheet metal around the job site.

Designed for the metal trades, including HVACR installation, roofing and siding applications, and commercial building and remodeling, these seamers are available in 3 inch (76.2 mm) and 6 inch (152.4 mm) jaw widths as well as an offset 3 inch (76.2 mm) size for overhead work. Depth markings graduated in 1/4 inch (6.4 mm) increments are complimented by

a powerful compound leverage design. Easily bend flanges or completely flatten seams from 1/4 to 1-1/4 inch (6.4-31.8 mm) deep in 24 gauge (0.71 mm) galvanized or (0.61 mm) mild steel. Hardened steel handles resist abuse. Powerful compound leverage design. Tool also features rust resistant nickel plating.

5 in. Hand Seamers

Compact 5 in. (127 mm) Jaws
with 2 in. (51 mm) Bending Depth



9 in. Hand Seamers

Big 9 in. (229 mm) Jaws
with 2 in. (51 mm) Bending Depth



Easy Folding Bends without ruining paint finish! Die cast zinc jaws are gentle on painted or coated metal surfaces and ideal for making clean and accurate bends and seams in aluminum roof flashing, coil stock or fascia.

The jaws feature depth graduations in 1/4 inch (6.35 mm) increments to a maximum 2 inch (50.8 mm) bending depth. The jaws of these large die cast seamers are bowed so that they will hold firmly and evenly across the entire jaw width even when engaged on very light material.

These Seamers are not warranted for use as a striking tool or for prying or bending heavy ferrous sheet metal. Durable construction offers long, dependable service life under normal use. These tools also feature rust resistant nickel plating.

Specifications

Catalog Number	Description	Jaw Depth in. (mm)	Jaw Width in. (mm)	Variable Leverage Ratio (High / Low) throughout stroke	Jaws	Length in. (mm)	Net Wt. oz. (g)
S2R	3 in. Hand Seamer	1-1/4 (31.8)	3-1/4 (83)	4.7 to 1.0 - 7.1 to 1.0	High Carbon Steel Forgings	8 (203)	24 (680)
S6R	6 in. Hand Seamer	1-1/4 (31.8)	6 (152)	4.7 to 1.0 - 7.1 to 1.0	High Carbon Steel Forgings	8 (203)	30 (851)
S3R	3 in. Offset Hand Seamer	1-1/4 (31.8)	3-1/4 (83)	4.7 to 1.0 - 7.1 to 1.0	High Carbon Steel Forgings	8 (203)	24 (680)
S5R	5 in. Hand Seamer	2 (50.8)	5 (127)	4.7 to 1.0 - 7.1 to 1.0	Die Cast Zinc	9 (229)	22 (624)
S9R	9 in. Hand Seamer	2 (50.8)	9 (229)	4.7 to 1.0 - 7.1 to 1.0	Die Cast Zinc	9 (229)	28 (794)
Metal Capacities							
	Material	Aluminum	Copper	Stainless Steel 26 Gauge	Galvanized Steel 24 Gauge	Mild Steel 24 Gauge	
S2R / S6R / S3R	inches (mm)	0.035 (0.89)	0.023 (0.58)	0.018 (0.46)	0.028 (0.71)	0.024 (0.61)	
S5R / S9R	inches (mm)	0.029 (0.74)	—	—	—	—	
Replacement Spring							
5018	FITS ALL MODELS ON THIS PAGE						

REDLINE®

HANDLES by Malco

Easy Hand Motion and Greater Control:

A superior compound leverage mechanism offers maximum ease of operation. Comfortable opening and spring-actuated handles give additional comfort and control. Ergonomic Redline Handles with unique one-hand operation latch offer maximum compound leverage performance and natural fit and feel.



C5R with Longer, shallower crimps produced with the C5R result in a tighter fitting, more self supporting, leak-proof connection in sheet metal pipe & duct.



Both the **N1R** and **N2R** Notchers make Fast, Clean, 30° "V" shaped cuts for HVAC duct fabrication.



SL1R joins sheet metal, duct and pipe sections economically.

C5R



3-Blade Crimper



Ideal for crimping heavy 24 gauge (0.71 to 0.86 mm) galvanized sheet steel.

Long wearing steel components are nickel plated to resist elements. Ergonomic Redline Handles with unique one-hand operation latch offer maximum compound leverage performance and natural fit and feel.

5-Blade Crimper



Ideal for crimping heavy 24 gauge (0.71 to 0.86 mm) galvanized sheet steel.

Long wearing steel components are nickel plated to resist elements. Ergonomic Redline Handles with unique one-hand operation latch offer maximum compound leverage performance and natural fit and feel.

5-Blade Crimper (Offset)



Ideal offset crimper for tight-working quarters or working over-head.

A unique blade design keeps handles offset and keeps hands off work obstacles such as floor joists and underlayments. The handle design also promotes correct gripping of tool resulting in less wrist fatigue. Long wearing steel components are nickel plated to resist elements.

Hand Notcher (13/16 in.)



Fast and easy cutting. Notcher makes a clean 30° "V" shaped cut in sheet metal.

13/16 in. (20.6 mm) maximum throat depth. Upper cutting jaw is drop forged high impact alloy steel. Hook design of cutting jaw facilitates notching corners or take-off tabs to desired depth without slipping. Long-wearing, hardened stamped steel components.

Hand Notcher (1 in.)



The N2R Notcher punches a BIG 1 in. (25.4 mm) deep "V" notch in common 24 to 30 (0.71-0.41 mm) ga. galvanized sheet metal quickly and easily.

Folding and fabricating metal ductwork is easier than ever with the full 1 inch clearance the N2R single operation notcher provides. Precision-ground steel upper jaw and hardened stamped steel components.

Snap Lock Punch (1 in.)



Join sheet metal, duct and pipe sections economically with the Snap Lock Punch.

Punches raise a louvered shaped projection on metal edge for locking into rolled edge of sheet or piece to be joined. Metal pieces snap together and are fastened securely. Compound Handle Leverage for maximum ease of operation. Punch impression spaced 3/8 in. from edge of metal. Heavy forged cutting jaw.

Specifications

Catalog Number	Description	Throat Depth in. (mm)	Variable Leverage Ratio (High / Low) throughout stroke	Jaws	Cutting Angle	Length in. (mm)	Net Wt. oz. (g)
SC3R	3-Blade Crimper	1-1/4 (31.8)	6.6 to 1.0 - 8.7 to 1.0	Carbon Steel	—	9 (229)	14 (397)
C5R	5-Blade Crimper	1-5/8 (41.3)	6.6 to 1.0 - 8.7 to 1.0	Carbon Steel	—	9-5/8 (244)	17 (482)
C6R	Offset Pipe Crimper	1-5/8 (41.3)	—	Carbon Steel	—	—	16 (454)
N1R	Hand Notcher	13/16 (20.6)	7.4 to 1.0 - 8.0 to 1.0	Alloy Steel Forging / Carbon Steel Shell	30°	8 (203)	16 (454)
N2R	One-Inch Hand Notcher	1 (25.4)	6.6 to 1.0 - 7.0 to 1.0	Investment Casting / Carbon Steel Shell	—	—	17 (482)
SL1R	Snap Lock Punch	3/8 (9.5)	10.8 to 1.0 - 11.7 to 1.0	Alloy Steel Forging / Carbon Steel Shell	—	8 (203)	16 (454)

Metal Capacities

	Material	Aluminum	Copper	Stainless Steel 26 Gauge	Galvanized Steel 24 Gauge	Mild Steel 24 Gauge
Crimpers & Notchers	inches (mm)	0.035 (0.89)	0.023 (0.58)	0.018 (0.46)	0.028 (0.71)	0.024 (0.61)
	Material	Aluminum	Copper	Stainless Steel 24 Gauge	Galvanized Steel 22 Gauge	Mild Steel 22 Gauge
SC3R	inches (mm)	—	—	0.024 (0.61)	0.034 (0.86)	0.030 (0.76)

Replacement Spring

5018 FITS ALL MODELS ON THIS PAGE

**SINGLE CRIMPER
SEE PAGE 61**





CONNEXT®

- *Ratcheting Handle*
- *Professional Kits*
- *Handles & Hex Drivers*
- *Individual Components*

CONNEXT® 3
Ratcheting Handle



CONNEXT®
Ratcheting Handle
and Professional Kits

Magnetic Hex Driver Kits. Whole Kits feature popular assortments of handles and magnetic hex chuck driver shafts in a tough Cordura Pouch with belt clip and Velcro closure.

Versatile Ratcheting Handle

A forward or reverse ratchet driving mechanism, as well as the locked driving position of the CONNEXT ratcheting handle, meets torque capacity standards (including ANSI) comparable to a 1/2-inch solid shaft driver! The clear, molded acetate, full grip is shock-proof, shatter-proof and fluted to fit any hand. The quick-connect holder mechanism accepts most 1/4 inch hex shank power drive or insert bits as a shaft, including all Malco hollow or magnetic hex chuck drivers.



CONNEXT® 4
9 Piece Hex Hand Driver Kit:

CONNEXT 1 **CONNEXT 2** **CONNEXT 3**
Standard Handle Stubby Handle Ratcheting Handle
MSH14 • MSH516 • MSHL14 • MSHL516 •
MSHXL14 • MSHXL516

Magnetic!

CONNEXT® 5
12 Piece Hex Hand Driver Kit:

CONNEXT 1 **CONNEXT 2** **CONNEXT 3**
Standard Handle Stubby Handle Ratcheting Handle
MSH1/4 • MSH5/16 • MSH3/8 • MSHL1/4 • MSHL5/16 •
MSHL3/8 • MSHXL1/4 • MSHXL5/16 • MSHXL3/8



Magnetic!

CONNEXT® Handles with Hex Drivers

Hex Hand Drivers shown here are sold pre-assembled and packaged as one product, but handles and hex drivers are also available separately.
(See page 53)



Individual Hex Drivers

Hex Drivers shown here are sold separately and also packaged in tubs and boxes of 50 and 100. (See page 53)



Magnetic Hex Drivers
Long Style (Bulk Tub of 50.)



Magnetic Hex Drivers
(Bulk Tub of 100.)



Magnetic Hex Drivers
Extra Long Style
Bulk Box of 50.



CONNEXT® Replacement Handles

Clear, molded acetate grips are shock-proof, shatter-proof and fluted to fit any hand. Including ratcheting handle!



Specifications

CONNEXT® Magnetic Stubby Length Hex Hand Drivers

Catalog Number	Description	Color Coded	Reaction	Hex Opening in. (mm)	Insert Dia. in. (mm)	Nose Dia. in. (mm)	Holder Dia. in. (mm)	Shaft Total Lgth. in. (mm)	Overall Length in. (cm)	Shaft Replacement #
HHD1T	CONNEXT® Stubby Hex Hand Driver	●	Magnetic	1/4	1/4 (6.35)	7/16 (11.1125)	11/16 (17.4625)	2-1/4 (57.15)	4-1/8 (104.775)	MSH14
HHD2T	CONNEXT® Stubby Hex Hand Driver	●	Magnetic	5/16	1/4 (6.35)	1/2 (12.7)	11/16 (17.4625)	2-1/4 (57.15)	4-1/8 (104.775)	MSH516
HHD3T	CONNEXT® Stubby Hex Hand Driver	●	Magnetic	3/8	1/4 (6.35)	9/16 (14.2875)	11/16 (17.4625)	2-1/4 (57.15)	4-1/8 (104.775)	MSH38

CONNEXT® Standard Magnetic Hex Hand Drivers

Catalog Number	Description	Color Coded	Reaction	Hex Opening in. (mm)	Insert Dia. in. (mm)	Nose Dia. in. (mm)	Holder Dia. in. (mm)	Shaft Total Lgth. in. (mm)	Overall Length in. (mm)	Shaft Replacement #
HHD1S	CONNEXT® Standard Lgth. Hex Hand Driver	●	Magnetic	1/4	1/4 (6.35)	7/16 (11.1125)	11/16 (17.4625)	3 (76.2)	7-1/8 (180.975)	MSHL14
HHD2S	CONNEXT® Standard Lgth. Hex Hand Driver	●	Magnetic	5/16	1/4 (6.35)	1/2 (12.7)	11/16 (17.4625)	3 (76.2)	7-1/8 (180.975)	MSHL516
HHD3S	CONNEXT® Standard Lgth. Hex Hand Driver	●	Magnetic	3/8	1/4 (6.35)	9/16 (14.2875)	11/16 (17.4625)	3 (76.2)	7-1/8 (180.975)	MSHL38

CONNEXT® Long Magnetic Hex Hand Drivers

Catalog Number	Description	Color Coded	Reaction	Hex Opening in.	Insert Dia. in. (mm)	Nose Dia. in. (mm)	Holder Dia. in. (mm)	Shaft Total Lgth. in. (mm)	Overall Length in. (mm)	Shaft Replacement #
HHD1	CONNEXT® Long Hex Hand Driver	●	Magnetic	1/4	1/4 (6.35)	7/16 (11.1125)	11/16 (17.4625)	6-7/8 (174.625)	10-1/2 (266.7)	MSHXL14
HHD2	CONNEXT® Long Hex Hand Driver	●	Magnetic	5/16	1/4 (6.35)	1/2 (12.7)	11/16 (17.4625)	6-7/8 (174.625)	10-1/2 (266.7)	MSHXL516
HHD3	CONNEXT® Long Hex Hand Driver	●	Magnetic	3/8	1/4 (6.35)	9/16 (14.2875)	11/16 (17.4625)	6-7/8 (174.625)	10-1/2 (266.7)	MSHXL38

Short Magnetic Hex Drivers

Catalog Number	Description	Color Coded	Reaction	Hex Opening in.	Insert Dia. in. (mm)	Nose Dia. in. (mm)	Overall Length in. (mm)	Distributor Buy Qty.	2 Pack
MSH14	Short Magnetic Hex Driver	●	Magnetic	1/4	1/4 (6.35)	7/16 (11.1125)	1-3/4 (44.45)	10	MSH14P
MSH14T	Short Magnetic Hex Driver (TUB of 100)	●	Magnetic	1/4	1/4 (6.35)	7/16 (11.1125)	1-3/4 (44.45)	100	
MSH516	Short Magnetic Hex Driver	●	Magnetic	5/16	1/4 (6.35)	1/2 (12.7)	1-3/4 (44.45)	10	MSH516P
MSH516T	Short Magnetic Hex Driver (TUB of 100)	●	Magnetic	5/16	1/4 (6.35)	1/2 (12.7)	1-3/4 (44.45)	100	
MSH38	Short Magnetic Hex Driver	●	Magnetic	3/8	1/4 (6.35)	9/16 (14.2875)	1-3/4 (44.45)	10	MSH38P

Long Magnetic Hex Drivers

Catalog Number	Description	Color Coded	Reaction	Hex Opening in.	Insert Dia. in. (mm)	Nose Dia. in. (mm)	Overall Length in. (mm)	Distributor Buy Qty.	2 Pack
MSHL14	Long Magnetic Hex Driver	●	Magnetic	1/4	1/4 (6.35)	7/16 (11.1125)	2-9/16 (65.0875)	5	MSHL14P
MSHL14T	Long Magnetic Hex Driver (TUB of 50)	●	Magnetic	1/4	1/4 (6.35)	7/16 (11.1125)	2-9/16 (65.0875)	50	
MSHL516	Long Magnetic Hex Driver	●	Magnetic	5/16	1/4 (6.35)	1/2 (12.7)	2-9/16 (65.0875)	5	MSHL516P
MSHL516T	Long Magnetic Hex Driver (TUB of 50)	●	Magnetic	5/16	1/4 (6.35)	1/2 (12.7)	2-9/16 (65.0875)	50	
MSHL38	Long Magnetic Hex Driver	●	Magnetic	3/8	1/4 (6.35)	9/16 (14.2875)	2-9/16 (65.0875)	5	MSHL38P
MSHL716	Long Magnetic Hex Driver	●	Magnetic	7/16	1/4 (6.35)	11/16 (17.4625)	2-9/16 (65.0875)	5	MSHL716P

Extra Long Magnetic Hex Drivers

Catalog Number	Description	Color Coded	Reaction	Hex Opening in.	Insert Dia. in. (mm)	Nose Dia. in. (mm)	Overall Length in. (mm)	Distributor Buy Qty.
MSHML14	Extra Long Magnetic Hex Driver	●	Magnetic	1/4	1/4 (6.35)	7/16 (11.1125)	4 (101.6)	1
MSHXL14	Extra Long Magnetic Hex Driver	●	Magnetic	1/4	1/4 (6.35)	7/16 (11.1125)	6 (152.4)	1
MSHXL14T	Extra Long Magnetic Hex Driver (TUB of 50)	●	Magnetic	1/4	1/4 (6.35)	7/16 (11.1125)	6 (152.4)	50
MSHML516	Extra Long Magnetic Hex Driver	●	Magnetic	5/16	1/4 (6.35)	1/2 (12.7)	4 (101.6)	1
MSHXL516	Extra Long Magnetic Hex Driver	●	Magnetic	5/16	1/4 (6.35)	1/2 (12.7)	6 (152.4)	1
MSHXL516T	Extra Long Magnetic Hex Driver (TUB of 50)	●	Magnetic	5/16	1/4 (6.35)	1/2 (12.7)	6 (152.4)	50
MSHXL38	Extra Long Magnetic Hex Driver	●	Magnetic	3/8	1/4 (6.35)	9/16 (14.2875)	6 (152.4)	1

CONNEXT® Quick-Change Handles

Catalog Number	Description	Grip Dia. in. (mm)	Grip Lgth. in. (mm)	Holder Opening in.	Holder Dia. in. (mm)	Holder Lgth. in. (mm)	Overall Length in. (mm)
CONNEXT1	Quick-Change Standard Handle	1-1/8 (28.575)	4-1/8 (104.775)	1/4	11/16 (17.4625)	1-1/8 (28.575)	5-1/4 (133.35)
CONNEXT2	Quick-Change Stubby Handle	1-1/8 (28.575)	1-7/8 (47.625)	1/4	11/16 (17.4625)	1-1/8 (28.575)	3-1/8 (79.375)

CONNEXT® Quick-Change Ratcheting Handle

Catalog Number	Description	Driving Positions	Torque Capacity	Grip Dia. in. (mm)	Grip Length in. (mm)	Holder I.D. in.	Holder O.D. in. (mm)	Holder Length in. (mm)	Overall Length in. (mm)
CONNEXT3	Ratcheting Style Handle Long	Forward, Reverse, Locked	Comp. 1/2 solid shaft	1-1/8 (28.575)	4-1/8 (104.775)	1/4 Hex	5/8 (15.875)	1-5/8 (41.275)	6-3/8 (161.925)

GO BLUE!

IMPACT-GRADE HEX CHUCK DRIVERS

Impact Stress Resistant • Precise Machining for Fail-Proof Fastener Engagement

Magnetic!



Impact Grade Hex Drivers, Square, Phillips, and Star Bits and Hex Drivers.

Star, Phillips and Square bit selections feature unique high-torque steel construction and a design that absorbs and dissipates impact driver



Specifications

Catalog Number	Description	Point Size	HEX Insert in. (mm)	OA Length in. (mm)	Qty.	Catalog Number	Description	Color Coded	Hex Opening in.	HEX Insert in. (mm)	Reaction	Nose Diameter in. (mm)	OA Length in. (mm)	Qty.
Square Insert Bits						Short Magnetic Hex Drivers								
SD1IP	Square Insert Bit	#1	1/4 (6.35)	1 (25.4)	3	MSH14I	Short Magnetic Hex Driver	●	1/4	1/4 (6.35)	Magnetic	7/16 (11.125)	2 (50.8)	10
SD2IP	Square Insert Bit	#2	1/4 (6.35)	1 (25.4)	3	MSH14IS	Short Magnetic Hex Driver	●	1/4	1/4 (6.35)	Magnetic	7/16 (11.125)	2 (50.8)	1
Square Power Bits						Long Magnetic Hex Drivers								
SD1XIP	Square Power Bit	#1	1/4 (6.35)	2 (50.8)	3	MSH14IT	Short Magnetic Hex Driver	●	1/4	1/4 (6.35)	Magnetic	7/16 (11.125)	2 (50.8)	100
SD2XIP	Square Power Bit	#2	1/4 (6.35)	2 (50.8)	3	MSH516I	Short Magnetic Hex Driver	●	5/16	1/4 (6.35)	Magnetic	1/2 (12.7)	2 (50.8)	10
Phillips Insert Bits						Extra Long Magnetic Hex Drivers								
PH2IP	Phillips Insert Bit	#2	1/4 (6.35)	1 (25.4)	3	MSH516IS	Short Magnetic Hex Driver	●	5/16	1/4 (6.35)	Magnetic	1/2 (12.7)	2 (50.8)	1
PH3IP	Phillips Insert Bit	#3	1/4 (6.35)	1 (25.4)	3	MSH516IT	Short Magnetic Hex Driver	●	5/16	1/4 (6.35)	Magnetic	1/2 (12.7)	2 (50.8)	100
Phillips Power Bits						Star Insert Bits								
PH2XIP	Phillips Power Bit	#2	1/4 (6.35)	2 (50.8)	3	MSH38I	Short Magnetic Hex Driver	●	3/8	1/4 (6.35)	Magnetic	9/16 (14.2875)	2 (50.8)	10
PH3XIP	Phillips Power Bit	#3	1/4 (6.35)	2 (50.8)	3	MSH38IS	Short Magnetic Hex Driver	●	3/8	1/4 (6.35)	Magnetic	9/16 (14.2875)	2 (50.8)	1
Star Insert Bits						Star Power Bits								
TX10IP	Star Insert Bit	T10	1/4 (6.35)	1 (25.4)	3	TX10XIP	Star Power Bit	T10	1/4 (6.35)	2 (50.8)	3			
TX15IP	Star Insert Bit	T15	1/4 (6.35)	1 (25.4)	3	TX15XIP	Star Power Bit	T15	1/4 (6.35)	2 (50.8)	3			
TX20IP	Star Insert Bit	T20	1/4 (6.35)	1 (25.4)	3	TX20XIP	Star Power Bit	T20	1/4 (6.35)	2 (50.8)	3			
TX25IP	Star Insert Bit	T25	1/4 (6.35)	1 (25.4)	3	TX25XIP	Star Power Bit	T25	1/4 (6.35)	2 (50.8)	3			
TX27IP	Star Insert Bit	T27	1/4 (6.35)	1 (25.4)	3	TX27XIP	Star Power Bit	T27	1/4 (6.35)	2 (50.8)	3			
TX30IP	Star Insert Bit	T30	1/4 (6.35)	1 (25.4)	3	TX30XIP	Star Power Bit	T30	1/4 (6.35)	2 (50.8)	3			


in. = inches, OA = Overall

in. = inches, OA = Overall

Robertson®
Square Head Power Bits



Hex Shank
Phillips Inserts and Bits



Specifications

Robertson® Style Square Head Hex Bits

- Fully hardened • Square tip will not cam out
- #1 and #2 drivers available in 1-3/4 in. and 2-1/2 in. lengths

Catalog Number	Description	Point Size	Color	Insert Dia. in. (mm)	Overall Length in. (mm)	Qty.
SD1	Square Head Hex Bit	#1	Green	1/4	1-3/4 (44.45)	10
SD1P	Square Head Hex Bit	#1	Green	1/4	1-3/4 (44.45)	2
SD2	Square Head Hex Driver	#2	Red	1/4	1-3/4 (44.45)	10
SD2P	Square Head Hex Driver	#2	Red	1/4	1-3/4 (44.45)	2
SDX1	Square Head Hex Driver	#1	Green	1/4	2-1/2 (63.5)	10
SDX1P	Square Head Hex Driver	#1	Green	1/4	2-1/2 (63.5)	2
SDX2	Square Head Hex Driver	#2	Red	1/4	2-1/2 (63.5)	10
SDX2P	Square Head Hex Driver	#2	Red	1/4	2-1/2 (63.5)	2

1/4 in. Hex Shank Phillips Bits

Catalog Number	Description	Point Size	Color	Insert Dia. in. (mm)	Overall Length in. (mm)
MBSP2	Hex Shank Phillips Insert Bit	#2	—	1/4	1 (24.5)
MBLP2	Hex Shank Phillips Driver	#3	—	1/4	1-15/16 (49.21)
MBLP3	Hex Shank Phillips Driver	#2	—	1/4	1-15/16 (49.21)
MBLP4	Hex Shank Phillips Driver	#2	—	1/4	2-3/4 (69.85)

IMPACT GRADE
QUICK-CHANGE
EXTENSION BITS



One-Handed Quick Release!

A Fast and Easy Push-in Style Receiver, with 3 Ball Bearing Detents holds any 1/4 -inch hex shank power groove or insert bit securely. Retract the collar only when removing bit.

Impact Grade Steel Construction

make these durable extensions versatile for use with any Impact Driver or Malco CONNEXT® Handle!

CONNEXT3
Ratcheting Handle
(See Page 48)



Specifications

Quick-Action Extension Bits

Catalog Number	Description	Hex Opening in.	Shank Dia. in.	Nose Dia. in. (mm)	Overall Length in. (mm)
BHE3	Extension Bit (3 in.)	1/4	1/4	5/8 (15.9)	3 (76.2)
BHE6	Extension Bit (6 in.)	1/4	1/4	5/8 (15.9)	6 (152.4)
BHE10	Extension Bit (10 in.)	1/4	1/4	5/8 (15.9)	10 (254)
BHE12	Extension Bit (12 in.)	1/4	1/4	5/8 (15.9)	12 (304.8)



Do not combine extension bits. Doing so can result in damage to the tool or injury to user.

Magnetic!
Bit Holder

1/4-inch hex shank designed for any hex shank insert bit. Extends the length of reach a full 3 inches.



Specifications

Magnetic Bit Holder

Catalog Number	Description	Hex Opening in.	Shank Dia. in.	Nose Dia. in. (mm)	Overall Length in. (mm)
MBH14	Magnetic Bit Holder	1/4	1/4	7/16 (11.125)	3 (76.2)

4 in 1 Nut Driver

Quickly change hex sizes.

Malco's exclusive, dual-sided magnetic hex drivers fit over a magnet-tipped, ball locking hex shaft, and can be quickly reversed to change sizes.

4
HEX Sizes

1/4, 5/16, 3/8
& 7/16 in.

4IN1



Positive Lock

A quick-release, secure positive lock secures telescoping shaft in position and prevents collapsing when forceful in-line pressure is applied during use.



3 Position Combinations

The 4-in-1 Nut Driver is perfect for pocket or pouch, and offers superior performance, ease of use and long service life. The driver shaft can be extended or retracted to produce three different end to end combinations: 1/4 and 5/16 in.; 3/8 and 5/16 in.; and 1/4 and 7/16 in.



Sure Fastener Engagement

Hardened chrome vanadium steel sockets offer sure fastener engagement and control. The comfortable 3-lobe handle is made of high-torque ABS plastic, and a non-slip TPR over-molded grip offers additional comfort and control on the job.



Two Package Types

Available in Single Packs
and 12 Pack Box Display!



4IN1

Nut Driver

Catalog Number	Description	Tool Length Hex Sizes	Net Weight in. (mm)	oz. (g)	Qty.
4IN1	4IN1 Nut Driver	1/4, 5/16, 3/8, 7/16 in.	5-1/4 (133.35)	7 (199)	12 (display box)
4IN1i	4IN1 Nut Driver (Single)	1/4, 5/16, 3/8, 7/16 in.	5-1/4 (133.35)	7 (199)	1

6 in 1 Reversible Driver

Six different Head Styles with one Tool!

Combination bits change to drive 6 different head styles or sizes. 1/4 & 5/16 in. Hex opening nut driver with 3/16 & 9/32 in. slotted head bit and #1 & #2 Phillips head bit. Shank firmly locks into handle barrel. Driver bits are individual protected with black oxide. Shank is chrome plated to protect against rust.



RD6

RD6

Reversible Driver

Catalog Number	Description	Bit Styles	Tool Length in. (mm)
RD6	6IN1 Reversible Driver	1/4 - 5/16, 3/16 - 9/32 in., #1 - #2 Phillips	7 (177.8)



MINI-BRAKE™

Compact & Portable



MB48A



Make big or small fabrications on the job with this lightweight and portable tool! The versatile Mini-Brake™ produces bends up to 135 degrees in sheet metals, including aluminum, copper and 22-gauge galvanized steel. The brake's compact size can accommodate sheet metal stock up to 4-feet wide, in any length, because there is no fixed throat depth to contend with.



**Suitable for use
anywhere on
the job site!**

Use the Mini-Brake™ anywhere on the job site, even on a truck tailgate, for a variety of fabricating tasks from large HVAC transitions to narrow roof flashing to structures as small as a 4-inch square. Strengthening ribs on the brake's anvil and apron assure consistent bends. A safety conscious, cam-over style clamping mechanism, similar to much larger shop-floor brakes, keeps the anvil secure in any position. Extra wide feet offer stability even when operating on a truck tailgate. *Optional legs are available separately.*



A 5/16 in. (7.9 mm) plate steel apron & adjustable strengthening ribs on anvil assure uniform bends across width of material.

Accommodates sheet metal up to 48 in. (1.2 m) wide in any length. There is no fixed throat depth to contend with.

Versatile bending range accommodates compact fabrications as small as a 4-in. (101.6 mm) square.

The Mini-Brake™ also bends metal roofing components and roof flashing including copper and aluminum.

Dual-direction, cam-over style clamps prevents anvil from free falling or creating a pinching hazard.

MB48A

Portable Mini-Brake

Catalog Number	Description	Minimum Hem Bending Depth in. (mm)	Width ft. (M)	Net Wt. lbs. (kg)	Height in. (cm)
MB48A	Mini-Brake™ Portable	1/2 (12.7)	4 (1.22)	72 (32.66)	—
MBL	Mini-Brake™ Leg Kit	—	—	18 (8.17)	36 (91.44)

Metal Capacities

Material	Aluminum 18 Ga.	Soft Copper 18 Ga.	Zinc 18 Ga.	55% Al-Zn Mild Steel 22 Ga.	Stainless Steel 24 Ga.	Galvanized Steel 22 Ga.	Mild Steel 22 Ga.
inches (mm)	0.040 (1.02)	0.040 (1.02)	0.040 (1.02)	0.030 (0.76)	0.024 (0.61)	0.034 (0.86)	0.030 (0.76)



MBL

*Optional Leg Kit
(Sold separately).*

Pan Style MINI-BRAKE™

Perfect for Drip Pans, Register Boxes,
and complex corners for Fascia!



The MB48B “Pan Style” Mini-Brake™ is designed to fabricate drip pans and register boxes, as well as complex corners for flashing and fascia, on the job. At just under 100 pounds (45 kg), it is carried comfortably by two people, or quickly separated into anvil and table components for one-person transport. The MB48B operates on a workbench, tailgate, or optional legs to produce 135° bends in 22-gauge (0.86 mm) galvanized steel at a maximum 48 inch (1.2 m) width. A 5/16-inch (7.9 mm) plate-steel table apron and anvil frame, with adjustable set-back and strengthening ribs, ensures a uniform bend. Cam-over-center clamps keep the anvil secure in any position for safe operation.



MB48B



Finger Plate Widths:

(5) 2 in., 50.8 mm • (6) 3 in., 76.2 mm • (5) 4 in., 101.6 mm



Choose a combination of fingers that will span the bending width as closely as possible.

Adding space between fingers when arranging combinations to accommodate fractional or uneven numbered pan or box side-width dimensions will still produce an accurate bend. The anvil's clearance allows for a range of pan or box side-height dimensions from 1/2 inch (12.7 mm) to a maximum of 3 inches (76.2 mm).

MB48B

Pan Style Mini-Brake

Catalog Number	Description	Bend Angle	Max Bend Width	Min. Bend Width	Max Pan Height	Min. Pan Height	Min. Flange Net Wt.
MB48B	Pan Style Mini-Brake™	0 - 135°	48 in. (1.2 m)	2 in. (50.8 mm)	3 in. (76.2 mm)	.5 in. (12.7 mm)	99 lbs. (44.9 kg)
MBL	Mini-Brake™ Leg Kit	—	—	—	—	—	—

Metal Capacities


Material	Aluminum 18 Ga.	Soft Copper 18 Ga.	Zinc 18 Ga.	55% Al-Zn Mild Steel 22 Ga.	Galvanized Steel 22 Ga.
inches (mm)	0.040 (1.02)	0.040 (1.02)	0.040 (1.02)	0.030 (0.76)	0.034 (0.86)

Replacement Parts

		Net Weight lbs. (kg)	Height in. (cm)
MB48B2	Replacement Finger Plate for MB48B 2-in. (50.8 mm)	—	—
MB48B3	Replacement Finger Plate for MB48B 3-in. (76.2 mm)	—	—
MB48B4	Replacement Finger Plate for MB48B 4-in. (101.6 mm)	—	—
MBL	Mini-Brake™ Leg Kit	18 lbs. (8.17)	36 in. (91.44)



MBL
Optional Leg Kit
(Sold separately).



3/8 in. (9.5 mm) and 1 in. (25.4 mm) folding depths up to a 30 gauge capacity.

Premium Sheet Metal Folding Tools

Malco's 12F, 18F, and 24F Sheet Metal Folding Tools offer a premium choice for bending and forming metal. Each model is made with superior design and includes handy sight holes to ensure proper depth alignment. Whether you are an HVAC or roofing pro, Malco offers you the right tool to get the job done. Each sheet metal folding tool model can be used for various applications.



12F 12 in. (30.5 mm) Length

The 12F is ideal for HVAC applications such as 3/8 in. (9.5 mm) folds for drive cleats and big 1 in. (25.4 mm) deep folds for joist panning, plenums, register boots, trunk line end caps and more.



18F 18 in. (45.7 mm) Length

Longer 18F - 18 in. (45.7 cm) tool assures a uniform fold.



24F 24 in. (60.1 mm) Length

Extra long 24F - 24 in. (60.1 cm) tool may also be used as a mini brake by siding applicators.

Specifications

Folding Tools				
Catalog Number	Description	Folding Depths in. (mm)	Length in. (cm)	Net Wt. oz. (g)
12F	12 in. Folding Tool	3/8 (9.5), 1 (25.4)	12 (30.5)	20 (425)
18F	18 in. Folding Tool	3/8 (9.5), 1 (25.4)	18 (45.7)	31 (879)
24F	24 in. Folding Tool	3/8 (9.5), 1 (25.4)	24 (60.1)	42 (1191)
Metal Capacities				
Material	Mild Steel 24 Gauge			
inches (mm)	0.024 (0.61)			

Did you know?

Malco folding tools are formed from two steel halves, permanently joined together, and handy sight holes assure proper depth alignment.



Duct Stretchers for One-Hand drive cleat installation

Malco's Duct Stretcher to hold duct in place with one hand while slipping drive cleat in place with the other hand. The low profile, straight body is designed to go anywhere, even in the tightest quarters. Additional spacing holes allow wheels to be adjusted to span greater distances. Rugged anodized aluminum body features large vinyl cushion grip and a handy hang-up hole.

"Straight"
DS1

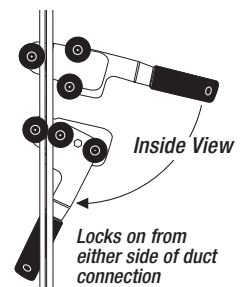
"Offset"
DS2



"Locking"
DS3

Model DS3 locking duct stretcher pulls duct sections together and holds them in place while freeing both hands to align and install drive cleats.

Greater wheel clearance makes capturing the ends of duct sections, even misshapen flanges, easier than ever. The versatile shape of the DS3 frame also lets you hook and pull duct from above as the drive cleat is coaxed along the remainder of flanged track. The durable all steel frame extends beyond wheel edges, making it safe to push, hammer and bend drive cleats as necessary to complete installation. An offset handle design eliminates knuckle contact with work.



Specifications

Duct Stretchers			
Catalog Number	Description	Length in. (mm)	Net Wt. oz. (g)
DS1	Duct Stretcher	16 (406)	12 (340)
DS2	Offset Duct Stretcher	16 (406)	12 (340)
DS3	Locking Duct Stretcher	12 (305)	30 (851)
Replacement Parts			
DS1C	Replacement wheels, nuts and screws (2 each)		

REDLINE

1/8 - 3/16 in. Hole Punch

The HP18KR Hole Punch does the work of more expensive, bulkier punches faster and easier!

The Malco HP18KR is designed to make holes along the edge of sheet metal and vinyl plastic, including rivet or screw fastener holes in metal ductwork and vinyl window extrusions. The tool is supplied with a 1/8 in. (3.2 mm) punch and die, pre-installed on the tool, as well as a 3/16 in. (4.8 mm) punch and die assembly. A stop gauge permits tool throat depth adjustments from 1/4 to 1-1/8 inches (6.4 to 28.6 mm) for easy hole placement. The tool body consists of a lightweight, die cast aluminum "C" frame head and hardened steel handles and parts stampings with a rust-resistant, nickel plating to ensure long service life.

- *Lightweight and maneuverable.*
- *Easily make holes in sheet metal & vinyl plastic.*
- *Replaceable punch & die installs on the job.*
- *Adjustable throat depth for easy hole placement.*



HP18KR



The tool is supplied with a 1/8 inch (3.2 mm) punch and die, pre-installed on the tool, as well as a 3/16 in. (4.8 mm) punch and die assembly. Punch and die assemblies are also available separately, including Millimeters in 3.6, 4.1 and 6.3 mm.

HP18KR

Hole Punch

Catalog Number	Description	Punch in. (mm)	Variable Leverage Ratio (High / Low) throughout stroke	Punch / Frame	Length in. (mm)	Net Wt. oz. (g)
HP18KR	Hole Punch	1/8 (3.2) & 3/16 (4.8)	6.7 to 1.0 - 8.4 to 1.0	Tool Steel / Alloy Steel	9 (229)	16 (454)

Replacement Punches and Dies

		Metal Capacities		
HPD18	1/8 in. Replacement Punch & Die Kit for HP18KR	Material	Galvanized Steel 24 Gauge	Mild Steel 22 Gauge
HPD316	3/16 in. Replacement Punch & Die Kit for HP18KR	inches (mm)	.028 (0.71) up to 2 layers	.024 (0.61) up to 2 layers



HPD316

Easily interchange 1/8 in. (3.2 mm) and 3/16 in. (4.8 mm) punches and dies supplied with tool, right on the job-site!

Duct Holders for Duct and Pipe

Like an extra pair of hands, this job-site duct holder supports sheet metal ductwork in place with clamps and a chain during installation until permanently secured. Temporarily suspending duct or venting from any joist is fast and easy. Double-ended keyhole also allows easy chain adjustment and locking in a horizontal clamping position, required for engineered joists, without the need to tie the chain around the clamp. Formed teeth hold the clamp securely in place on joist.



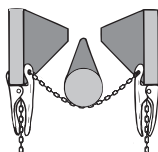
2DH

2DH


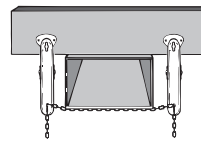
Duct Holder

Catalog Number	Description	Load Capacity lbs. (kg)	Chain Length ft. (m)
2DH	Duct Holder	20 lbs (9 kg) Maximum Work Load	4 (1.22)

CAUTION: 20 lbs (9 kg) Maximum Work Load
For use on residential lumber and / or engineered I-beam construction only.



• Holders also open wide and clamp securely for use on engineered wood joists.



• Holds duct in place, either between or under joists until properly secured.



◀ **Most Popular!**

The most popular choice of sheet metal professionals worldwide, the Malco SH3 setting hammer's leather grip permanently conforms to the user's hand for ultimate comfort and ease of use.

SH3
Setting Hammer



SH3
Leather Grippped Setting Hammer
Conforms perfectly to the user's hand over time.

18
OZ.



SH3V
Vinyl Grippped Setting Hammer
Vinyl Grip helps reduce recoil when struck.

18
OZ.



RH4
Leather Grippped Riveting Hammer
Conforms perfectly to the user's hand over time.

12
OZ.



RH4V
Vinyl Grippped Riveting Hammer
Vinyl Grip helps reduce recoil when struck.

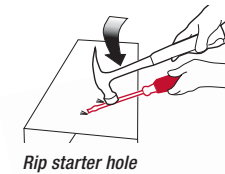
12
OZ.



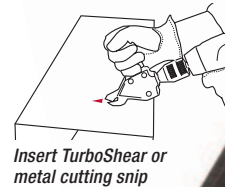
DB1
Dead Blow Hammer
Non-Marring, Sparking, or Recoiling

16
OZ.

Malco's Sheet Metal Hammers are individually hardened and tempered for strength and resiliency. The full-polished heads with beveled face and peen are corrosion resistant, making these tools last longer and work better. The one-piece forged, I-beam construction, make this a durable setting hammer for anyone to use on the job. Available in 12 oz., and 18 oz.



Rip starter hole



Insert TurboShear or metal cutting snip



CDR
Duct Ripper

Perfect companion tool to our TS1 metal cutting TurboShear!
(See Page 24)

Specifications

Riveting and Setting Hammers

Catalog Number	Description	Head Weight oz. (g)	Head Length in. (mm)	Face Size in. (mm)	O/A Length in. (mm)	Net Weight oz. (g)
SH3	Setting Hammer Leather Grippped	18 (510)	5-1/2 (140)	7/8 (22.2)	11-3/4 (298)	18 (510)
SH3V	Setting Hammer Vinyl Grippped	18 (510)	5-1/2 (140)	7/8 (22.2)	11-3/4 (298)	18 (510)
RH4	Riveting Hammer Leather Grippped	12 (340)	4-7/8 (124)	3/4 (19.1)	11 (279)	12 (340)
RH4V	Riveting Hammer Vinyl Grippped	12 (340)	4-7/8 (124)	3/4 (19.1)	11 (279)	12 (340)
DB1	Dead Blow Hammer	17 (482)	3-1/2 (89)	1-1/4 (32)	11 (279)	16 (454)

Duct Ripper

Catalog Number	Description	Nominal Length in. (mm)	Net Weight oz. (g)
CDR	Duct Ripper	9-1/2 (241)	5 (147)

Pocket Sized Sheet Metal Scribe



Scribe common place trim lines on galvanized sheet metal quickly and accurately. Ten pre-set scribing depths from 1/8 in. to 1 in. (3 to 25 mm). Each scribing depth size features a dual edged point to create clean, readable and accurate score lines parallel to the edge of the metal sheet. Corrosion resistant finish and etched-in dimensions are readable for life of tool.

Carbide Tipped Scribe



Solid carbide tip for scribing fine lines on hardened steel as well as glass, ceramics, plastics or sheet metal. Retractable tip is easily replaceable. Tool has handy pocket clip. Carbide tip ensures long service.

Adjustable Sheet Metal Scribe



Measure, mark, and scribe trim lines on sheet metal in one easy operation. Set desired trim depth on the 1/8 in. (3.2 mm) graduated scribe extension and tighten knob. The stop at the end of the scribe sleeve glides along edge of work as a 6 x 3/8 in. sheet metal screw point scribes a clean, hard line. Adjustable from 1/4 to 12-1/2 in. (6.4 to 318 mm) depths.

Fast Adjusting Scribes

Accurate and fast adjusting. Two sizes for circles up to 32 in. (81 cm) and 42 in. (107 cm). Points are easily resharpened or replaced. Nickel plated steel body.




Expandable Trammel Points



Two sizes handle a variety of layout applications. The TR42 expands to a big 42 in. (107 cm) radius (84 in. diameter). The compact TR18 expands to 18 in. (46 cm) and stores in most tool boxes. All steel construction. Points are resharpenable and also replaceable. Telescoping arms are nickel plated to resist corrosion. Handle features a comfortable vinyl grip.

Scratch Awls



Use to scribe lines on metal, plastic, and a variety of other materials. Pierce holes in wood, plastic, leather - even light gauge metal. Blades are high carbon, alloy tool steel fully polished to resist rust. Blade tapers to a fine point and may be resharpened many times. Easy-to-spot orange handles are shock and shatter resistant.

Specifications

Scribes								
Catalog Number	Description	Radius Min. in. (mm)	Radius Max. in. (mm)	O/A Storage Length in. (cm)	Min. / Max. Adjustments in. (mm)	Length in. (cm)	Net Wt. oz. (g)	Replacement Parts
A40	Scribing Depths in. (mm) 1/8, 3/16, 1/4, 5/16, 3/8, 1/2, 5/8, 3/4, 7/8, 1 (3.2, 4.8, 6.4, 9.5, 12.7, 15.9, 19.1, 22.2, 25.4)	—	—	—	—	—	—	—
A50	Carbide Tip w/ retractable point	—	—	—	—	—	10 (284)	A50R
A60	Adjustable Sheet Metal Scribe	—	—	—	1/4 to 12-1/2 (6.4 to 318)	—	10 (284)	12027
#18	Divider Max. diameter circle 32 (81 cm)	—	—	—	—	11 (28)	7 (199)	RP2 / 10018
#24	Divider Max. diameter circle 42 (107 cm)	—	—	—	—	13-1/2 (34)	9 (255)	RP2 / 10018
Trammel Points								
TR18	Trammel Point 18 in.	7 (18)	18 (46)	12 (31)	—	—	4 (113)	TRP
TR42	Trammel Point 42 in.	12 (30)	42 (107)	24 (61)	—	—	7 (199)	TRP
Scratch Awls								
Catalog Number	Description	Nominal Bladed Diameter in. (mm)	Blade Length in. (mm)	Overall Length in. (mm)				
A0	Regular Grip Handle Scratch Awl	1/8 (3.2)	3.11 (76)	6-1/4 (159)				
A20	Regular Grip Handle Scratch Awl	1/4 (6.4)	4 (102)	8 (203)				
A3	Large Grip Handle Scratch Awl	5/16 (7.9)	3.5 (89)	5.75 (146)				
A2	Large Grip Handle Scratch Awl	1/4 (6.4)	4 (102)	6-1/4 (159)				

Dampers Hardware and Components



D8HT100

D7HT100

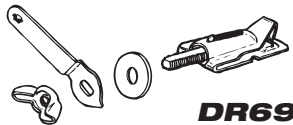
D6HT100

D6100

D4AST

Malco 28 Gauge Dampers feature 1/4 in. (6.4 mm) bearings allowing bearing holes to be made in round duct with the use of a scratch awl. Squeeze pipe so that it is oval shaped. Insert damper into pre-punched bearing hole(s). Pipe will spring back to round when released. Secure with wing nut(s) provided. Available with or without handles.

Damper Regulator Hardware



DR69

Single Bearing / Spring Loaded:
1-spring bearing / 1-inside washer / 1-handle / 1-wing nut



DR70


Double Bearing:
2-spring bearing / 1-inside washer / 1-handle / 1-wing nut



DR71

Double Bearing:
1-spring bearing / 1-fixed tip / 1-inside washer / 1-handle / 1-wing nut

Bulk Components



WN100
(100 pack) Wingnuts



H1100
(100 pack) Damper Handles

Single Crimper



SC1

Fast, easy to use and lightweight.
Handy lock makes tool pocket sized.
Rust-resistant, zinc plated steel construction with vinyl cushioned grips.

Did you know?

Popular Redline Crimpers can be found on page 45.



Specifications

Dampers / Hardware & Components

Catalog Number	Pipe Diameter in. (mm)	Bearing	Catalog Number	Pipe Diameter in. (mm)	Bearing
Standard Dampers, including Wingnuts (Unassembled) 28 Gauge (0.48 mm) 100 packs			Standard Dampers, including Wingnuts (Pre-assembled) 28 Gauge (0.48 mm) 100 packs		
D5100	5 (127)	single	D6AST	6 (152)	single
D6100	6 (152)	single	D7AST	7 (178)	single
D6HT100	6 (152)	double	D8AST	8 (203)	single
D7HT100	7 (178)	double	D6HTAST	6 (152)	double
D8HT100	8 (203)	double	D7HTAST	7 (178)	double
D4AST	4 (102)	single	D8HTAST	8 (203)	double
D5AST	5 (127)	single			

Crimper 1-Blade

Catalog Number	Description	Throat Depth in. (mm)	Jaws	Length in. (mm)	Net Wt. oz. (g)
SC1	1-Blade Crimper	1-1/4 (31.8)	Carbon Steel	8 (203)	8 (227)

Capacities

Material	Aluminum	Copper	Stainless Steel 26 Ga.	Galvanized Steel 24 Ga.	Mild Steel 24 Ga.
inches (mm)	0.035 (0.89)	0.023 (0.58)	0.018 (0.46)	0.028 (0.71)	0.024 (0.61)

CAUTION: Malco Dampers are designed for forced air systems, they are not capable of being used in wood, coal, or other similar systems.



Exclusive Dual-Barbed!
Compatible with most brands

PEX Foam Board Stapler

For in-floor radiant heating installation.
Magazine Fed Staples with Non-Jamming Design!

Malco's FBSN Pex Foam Board Stapler is the ideal solution for installing in-floor radiant heating. A light-weight one-piece polymer magazine stands up to any rugged job-site environment. A leaf spring controlled stop automatically adjusts to setup the staples and guide it through the fastening mechanism without risk of jamming or deforming staples. Magazine loading-strips of 25 staples are joined together with a discreet plastic weld that allows staples to separate cleanly as they are engaged by the fastening mechanism.

Exclusive Dual-Barbed foam board staples increase bite and holding power!

FBSN1: 1-1/2 in. (38.1 mm) staples for 1 in. (25.4 mm) foam board, for 3/8 in. (9.5 mm), 1/2 in. (12.7 mm) PEX.
FBSN2: 2-1/2 in. (63.5 mm) staples for 2 in. (50.8 mm) foam board, for 3/8 in. (9.5 mm), 1/2 in. (12.7 mm), 5/8 in. (15.9 mm) PEX.

Did you Know?

Your Foamboard Stapler can be converted for use on PEX to Wood!



PWSK1
Wooden sub-floor kit includes weight cylinder and easy instructions.



FBSN			PEX to Wood Conversion Weight Kit		
PEX Foamboard Stapler			Replacement Parts		
Catalog Number	Description	Stapler Size in. (mm)	Staple Size in. (mm)	Catalog Number	Description
FBSN	PEX to Foam board Stapler	37 x 11-1/4 x 2-1/2 in. (940 x 286 x 64)		PWSK1	Conversion Kit for Original FBS/FBSN Stapler
PEX Staples					
FBSN1	1-1/2 in. (38.1 mm) staple for 1 in. (25.4 mm) foam board (200 qty.)	—	1-1/2 (38.1)	FBSNS	FBSN / PWS1 wire-form stand *
FBSN2	2-1/2 in. (63.5 mm) staple for 2 in. (50.8 mm) foam board (200 qty.)	—	2-1/2 (63.5)	FBSNW	Magazine Slide Weight **
FBS1BX	1-1/2 in. (38.1 mm) box of staples for 1 in. (25.4 mm) foam board (300 qty.)	—	1-1/2 (38.1)	* Will work with black magazine slide only.	
FBS2BX	2-1/2 in. (63.5 mm) box of staples for 2 in. (50.8 mm) foam board (300 qty.)	—	2-1/2 (63.5)	** Will work with any model, including original FBS	



PEX to Wood Stapler

For sub-floor radiant heating installation.
Includes Magazine Slide Weight and Retractable Stand!

The Malco PWS1 Pex Stapler for Wood and Foam Board is the perfect tool for installing in-floor radiant heating. This easy-loading and portable manual stapler includes a magazine feed and operates from a standing position to quickly secure a layout of PEX pipe to a wooden sub-floor or foam board base.

PEX to Wood Staples

PEX to Wood staples feature two .083 x 3/4-in. ring-shank stainless steel nails for superior pull strength in a wooden sub-floor.

PWS2: 1-1/16 in. (27 mm) staples to secure 3/8 in. or 1/2 in. (9.5 or 12.7 mm) PEX layouts to a 3/4 in. (19.1 mm) wooden sub-floor.



PWS1

PEX to Wood Stapler

Catalog Number	Description	Stapler Size in. (mm)	Staple Size in. (mm)
PWS1	PEX to Wood Stapler	37 x 11-1/4 x 2-1/2 in. (940 x 286 x 64)	

PEX to Wood Staples

PWS2	PEX to Wood Staples (for use in plywood only)	—	1-1/16 (27)
------	---	---	-------------

Replacement Parts

FBSNW	Magazine Slide Weight		
FBSNS	FBSN / PWS1 wire-form stand - Will work with black magazine slide only.		
FBSNW	Magazine Slide Weight - Will work with any model, including original FBS		

Did you Know?

The PWS1 Pex to Wood Stapler can use Foamboard Staples too!

SmartTool™

with SmartClip™ Fasteners

For Fast, uniform layout of PEX to a wire-grid!

The SmartTool™ stapler is used to install SmartClip™ staples that secure an in-floor radiant heating layout of PEX tubing to a wire grid with foam board base. The ergonomic 38-1/2 inch (98 cm) tall SmartTool™ weighs only 6.1 lbs (2.8 kg) and saves time by operating from a standing position to attach SmartClips™ to a 10-ga (3.5 mm) wire grid. The installed SmartClips™ accommodate popular 1/2 inch PEX tubing, which the user also installs from a standing position by pressing into place with one foot while distributing the PEX along the clip layout. The SmartClip™ keeps the inserted PEX elevated over the wire grid to provide thorough concrete encasement and coverage.

40
Clip
Capacity



Easy top-loading.



Stand Comfortably



Secure wire connection



Protective plastic-to-plastic PEX connections.



Uniform layout ensures even radiant heating surface.



SM2
SmartClip

SM1
SmartTool



Specifications

SmartTool™								
Catalog Number	Description	Tool Length in. (cm)	Handle Width in. (cm)	Wire Capacity Ga. (mm)	SmartTool Clip Maximum	PEX Capacity in. (mm)	Tool Net Weight lbs. (kg)	Quantity
SM1	SmartTool™	38.5 (98)	21 (53)	—	2 Strips of 20 Clips	—	6.1 (2.78)	1
SmartClip™								
SM2	SmartClip™	—	—	10 (3.5)	—	.5 (12.7)	—	1280

UC1

Accommodates all types of PEX tubing: 1000 ft. (305 m) of 3/8 to 1/2 in. (9.5 to 12.7 mm) 500 ft. (152 m) of 5/8 to 1 in. (15.9 to 25.4 mm)

1000 ft. Capacity!
for 1/2 in. PEX Tubing



PEX Uncoiler

Organize and dispense PEX Tubing easily and efficiently for a more uniform layout

Compact Carrying Case

Organize and dispense PEX tubing easily and efficiently with Malco's PEX Tubing Uncoiler. A heavy-duty turntable supports a full coil of PEX (polyethylene cross-linked tubing). An eyelet loop opens for easy feeding or removal of tubing from the uncoiler unit. The rotating eyelet arm allows tubing to be pulled off in any direction. A Factory-adjusted tension prevents backlash and spreading of tubing coil off the turntable. The PEX Tubing Uncoiler is easy to setup, with no tools required to assemble, and takes up very little space in a truck or van. The entire unit stores in a steel-reinforced plastic case measuring 40 x 17 x 5 in. (102 x 43 x 13 cm). Carrying weight is only 50 lbs. (22.7 kg).

EASY STEP BY STEP ASSEMBLY



UC1

PEX Uncoiler

Catalog Number	Description	Net Wt. lbs. (kg)
UC1	Pex Tubing Uncoiler in Case	50 (22.7)



REDLINE®

PEX-to-Wire Tool

The lowest cost per connection for laying out a PEX in-floor radiant heating system on a wire grid.

- Safe to use on all PEX to wire applications and all brands of PEX tubing from 3/8 in. (9 mm) to 5/8 in. (15.9 mm) diameters.
- Easy-loading magazine with 25 clip capacity won't slow you down.
- Trouble-free tool operation and secure clip connection.
- 12-gauge (2.5 mm) clips will not jam, break, or damage PEX.
- Clip connection allows some PEX movement to avoid abrasion.



PT1

EASY STEP BY STEP LOADING



PC1 EV
25 PEX to Wire Clips

PT1

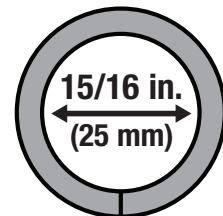
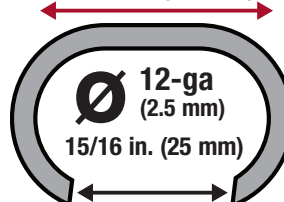
Pex-to-Wire Tool

Catalog Number	Description	Clip Usage	Length in. (mm)	Net Wt. oz. (g)
PT1	PEX to Wire Tool	PC1	10-3/8 (264)	28 (794)

Pex-to-Wire Clips

Catalog Number	Crown in. (mm)	Opening in. (mm)	Inside Diameter in. (mm)	Thickness Ga. (mm)	Package Qty.
PC1 EV	1-7/8 (48)	15/16 (25)	15/16 (25)	12 (2.5)	500

1-7/8 in. (48 mm)



Hard or Soft Copper



Rugged Aluminum Alloy Body

For hard or soft copper tubing. Makes clean, right-angle cuts with no burrs or chips to clog tubing. Features ball bearing feed, flare cut-off groove, retractable reamer and spare cutting wheel. Rugged aluminum alloy body is designed for handling ease.

Conforms to Federal Specification GGG-C771d 1-31-64. Type II, Class 1, Style B.

Conforms to Federal Specification GGG-C771d 1-31-64. Type II, Class 2, Amendment II.

Tight Spaces



1-1/4 in. Clearance

Double Rollers



Sure Grip Tube Slicer



1-1/4 in. Clearance for tight spaces

A handy tube cutter for cramped spaces so often encountered on installations or repairs. Only 1-11/16 x 1-15/16 x 7/8 in. (42.9 x 49.2 x 22.2 mm). Weighs only 2-1/2 oz. (71 g) A mere 1-1/4 in. (31.8 mm) clearance is all that is needed to operate the "Imp".

Tubing pivots on double rollers.

Compact cutter requires only 1-15/16 in. clearance, yet accommodates tubing from 1/8 to 1-1/8 in. (9.5 to 28.6 mm) O.D. (1/4 to 1 in. Nominal). Cuts copper, aluminum or brass, thin wall tubing. Lightweight aluminum alloy body. Spare cutter wheel included with tool.

Ideal for use on PEX Tubing

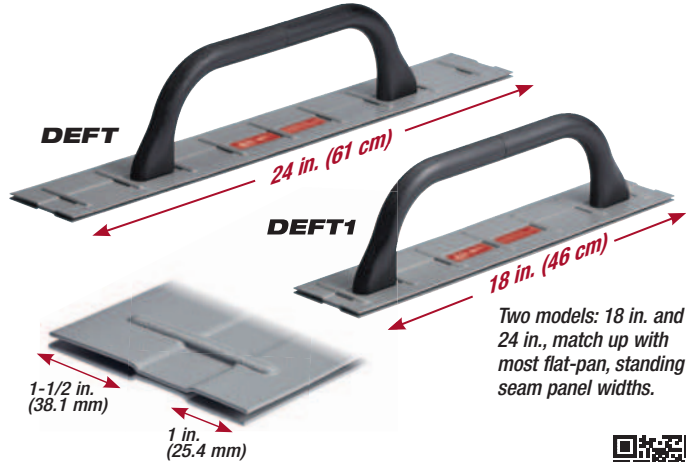
Also produces cuts in ABS, PVC, rubber and fabric reinforced hose up to 1-1/4 in. (31.8 mm) O.D. Rigid, durable nylon handle design provides sufficient leverage when cutting so that only moderate hand pressure is required. Stainless steel cutting blade is resharpenable and replaceable.

Specifications

Tube Cutters		
Catalog Number	Description	Tubing Outside Diameter in. (mm)
TC127	Tube Cutter	1/8 to 5/8 (3.2 to 15.9)
TC174	Tube Cutter	1/8 to 1-1/8 (9.5 to 28.6)
TC312	Tube Cutter	1/4 to 1-5/8 (6.4 to 41.3)
TC274	Tube Cutter	1/8 to 1-1/8 (3.2 to 28.6)
TC400	Sure Grip Tube Slicer	—
Replacement Parts		
Catalog Number	Description	Tube Cutters
RW127	Cutting Wheel	TC127
127TCS	Cutting Wheel Screw	TC127
RW274	Cutting Wheel	TC312 & TC274
274TCS	Cutting Wheel Screw	TC312 & TC274
RB400	Replacement Blade	TC400
75046	Cutting Wheel for Stainless	TC312 & TC274

Drip Edge Folding Tools

For quick bends in standing seam metal roofing panels
A fiberglass reinforced nylon handle makes bending maximum 22-ga. (0.76 mm) roofing metal easy, even when working overhead.



Two rib-reinforced steel plates are permanently welded together to create strong folding seams for making 1 inch (25.4 mm) and 1-1/2 inch (38.1 mm) bends.

Specifications

Drip Edge Folding Tools				
Catalog Number	Description	Bending Depth in. (mm)	Length in. (cm)	Net Wt. lbs. (kg)
DEFT	24 in. Drip Edge Folding Tool	1.5 (38.1) and 1 (25.4)	24 (61)	3.60 (1.63)
DEFT1	18 in. Drip Edge Folding Tool	1.5 (38.1) and 1 (25.4)	18 (46)	3.24 (1.47)

Seamer & Tongs

Straight or Offset, for the way you work!


The Malco Seamer & Tongs line features generous throat depths and openings to handle a broad range of bending and seaming applications. Durable all-cast-steel construction with heavy-duty pivot point ensures long service life. Comfortable vinyl cushioned grips facilitate easier one-hand operation.



Vinyl-gripped jaws are non-marring.

Specifications

Seamer and Tongs					
Catalog Number	Description	Throat Depth in. (mm)	Jaw Width in. (mm)	Length in. (mm)	Net Wt. oz. (g)
S10	Seamer & Tongs, Straight	1-1/2 (38)	3.5 (89)	9.25 (235)	46 (1,304)
SG10	Seamer & Tongs, Straight, Gripped Jaws	1-1/2 (38)	3.5 (89)	9.25 (235)	47 (1,332)
S11	Seamer & Tongs, Offset	1-1/2 (38)	3.5 (89)	9.5 (241)	46 (1,304)
SG11	Seamer & Tongs, Offset, Gripped Jaws	1-1/2 (38)	3.5 (89)	9.5 (241)	47 (1,332)



135°


Precision ground jaws with beveled nose make precise 135° bends.



The center roller station with English / Metric depth gauge, is independently adjustable, with the outer roller stations retracted and locked, to allow for bending on a slight curve.

3-Station Edge Roller

Assures a uniform bend along the entire length of material. Quickly adjusts for making 5/8 to 4 in. (15.9 - 102 mm) bends in 29-22 gauge (0.34 - 0.76 mm) steel.



ER3

3-Station Edge Roller

Catalog Number	Description	Bending Depth in. (mm)	Net Wt. lbs. (kg)
ER3	3-Station Edge Roller	5/8 - 4 (15.9-102)	8.5 (3.86)

Capacities

Material	Mild Steel 29-22 Ga.
inches (mm)	.0135-.029 (0.34 - 0.76)



Standing Seam Metal Roofing



Metal Building Panels

Metal Cutting Saw Blade

Cool Clean Cuts in metal roofing & metal building panels



MCCB7

Tough C-6 Carbide Tipped

Tough C-6 carbide tipped blade fits all popular brands of portable circular saws. Lasts up to 30 times longer than abrasive disks for cutting unhardened ferrous metal.

Makes true, flat cuts in standing seam metal roofing and metal building panels without burning paint or protective coatings. Also makes clean cuts in metal studs, light angle iron, and thin walled pipe.



MCCB7

Metal Cutting Saw Blade

Catalog Number	Description	Diameter in. (mm)	RPM	Teeth	Arbor in. (mm)
MCCB7	Metal Cutting Saw Blade	7-1/4 (184)	5800	56	5/8 (16)

Capacities

Material	Mild Steel 16 Ga.
inches (mm)	0.059 (1.52)

Metal Benders



Light, Versatile, and Modular!

Professional-grade Metal Benders form 0°-100° bends on straight or curved panels of any length on the jobsite. Narrow bearing stance models follow curved panels easily or form straight bends when needed. Wide bearing stance models provide more control for straighter bends. Both variations may be paired with a connector for a modular experience, allowing trade pros to customize their set-up, in a one or two station configuration.



Adjustable roller spacing accommodates a wide range of materials:

- Roller spacing adjustable from .5mm - 1 mm
- Capacity of materials: 24 ga steel, 26 ga. stainless steel, .040 aluminum


Specifications

Metal Benders					
Catalog Number	Description	Bend Depth	Bend Range	Bend Radius	Material Thickness
FS1N75	Bender, Single Station, 75mm (Narrow)	3/16" - 3" (5mm - 75mm)	0° to 100°	.027" (0.7 mm)	Adjustable .020" - .040" (0.5 - 1 mm)
FS1N165	Bender, Single Station, 165mm (Narrow)	3/16" - 6 1/2" (5mm - 165mm)	0° to 100°	.027" (0.7 mm)	Adjustable .020" - .040" (0.5 - 1 mm)
FS1W165	Bender, Single Station, 165mm (Wide)	3/16" - 6 1/2" (5mm - 165mm)	0° to 100°	.027" (0.7 mm)	Adjustable .020" - .040" (0.5 - 1 mm)
FS1W215	Bender, Single Station, 215mm (Wide)	3/16" - 8 1/2" (5mm - 215mm)	0° to 100°	.027" (0.7 mm)	Adjustable .020" - .040" (0.5 - 1 mm)
FS1W365	Bender, Single Station, 365mm (Wide)	3/16" - 14 3/8" (5mm - 365mm)	0° to 100°	.027" (0.7 mm)	Adjustable .020" - .040" (0.5 - 1 mm)
FSH2	Handle	—	—	—	—
FSC1	Bender Connector	—	—	—	—
FSLR	Large Radius Accessory	—	0° to 100°	.080" (2 mm)	—
FSBAG	Bender, Bag	—	—	—	—

Metal Benders



FS2F150



FS2F200



FS2F350

Fixed 2 Station

- Create 0°-100° bends in any panel length.
- Included handle is large to distribute load across the palm of your hand, and adds leverage all day comfort.
- Handle may be removed to fit bender in confined spaces.
- Laser engraved bend depth in Inches and CM for quick setup.
- Adjustable roller spacing allows trade pro's to eliminate variations in pressure and bend quality due to material thickness.
- Aluminum and stainless steel components resist corrosion.
- Premium CNC components built tough.



FSLR2
(used for copper bending)



FSBAG2

Specifications

Metal Benders

Catalog Number	Description	Bend Depth	Bend Range	Bend Radius	Material Thickness
FS2F150	Bender, Dual Station, 150mm	3/16" - 5-7/8" (5mm - 150mm)	0° to 100°	.027" (0.7 mm)	Adjustable .020" - .040" (0.5 - 1 mm)
FS2F200	Bender, Dual Station, 200mm	3/16" - 7-7/8" (5mm - 200mm)	0° to 100°	.027" (0.7 mm)	Adjustable .020" - .040" (0.5 - 1 mm)
FS2F350	Bender, Dual Station, 350mm	3/16" - 6 1/2" (5mm - 350mm)	0° to 100°	.027" (0.7 mm)	Adjustable .020" - .040" (0.5 - 1 mm)
FSLR2	Bender Roller Set 2mm	—	0° to 100°	.080" (2mm)	—
FSBAG2	Bender Bag, Large	—	—	—	—

Metal Disc Benders



FS1DS



FS2DS



FS1DL



FS2DL



FSH1

- Form 90° - 180° bends to create hems and other details in any panel length.
- 1 station allows for straight or curved bends. 2 station for straight bends.
- Bearing guides glide smoothly to follow initial bend.
- Removable discs for quick disassembly and mid panel tool removal.
- Aluminum and stainless steel components resist corrosion.
- Premium CNC components built tough.
- Pair with FSH1 to create designs and bend start lines in thin sheetmetal.

Specifications

Metal Benders

Catalog Number	Description	Bend Depth	Bend Range	Bend Radius	Material Thickness
FS1DS	Bender, Disc, Small	5/16" - 1-3/16" (8mm - 30mm)	90° to 180°	.125" (3 mm)	Maximum .032" (0.8mm)
FS2DS	Bender, Disc, Double, Small	5/16" - 1-3/16" (8mm - 30mm)	90° to 180°	.125" (3 mm)	Maximum .032" (0.8mm)
FS1DL	Bender, Disc, Large	5/16" - 1-3/4" (8mm - 45mm)	90° to 180°	.125" (3 mm)	Maximum .032" (0.8mm)
FS2DL	Bender, Disc, Double, Large	5/16" - 1-3/4" (8mm - 45mm)	90° to 180°	.125" (3 mm)	Maximum .032" (0.8mm)
FSH1	Bender, Handle, Disc	—	—	—	—



Standing Seam Cutter

FSXC

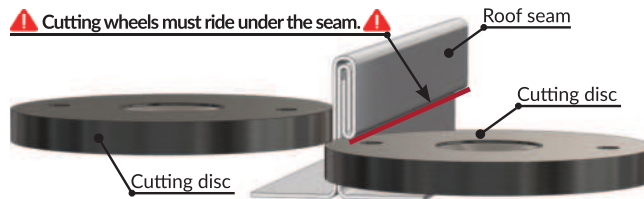
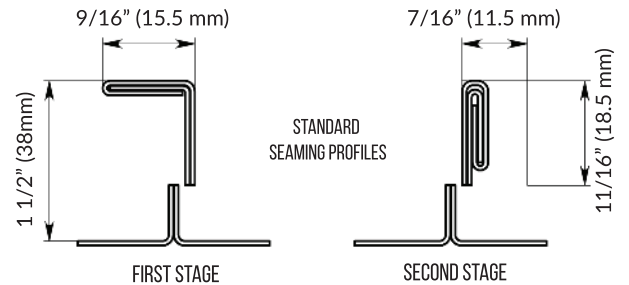
The FSXC CUTTER cuts the vertical leg of mechanically seamed panels in the event a roof needs to be removed or repaired. Height adjustable for 1" and 1.5" profiles.



ATTACH TO YOUR DRILL!

Drill not included

MAX. CUTTING DIMENSIONS



Specifications

Standing Seam Metal Cutter

Catalog Number	Description	Profile Size in. (mm)	Steel Capacity	Aluminum Capacity (mm)	Copper Capacity (cm)
FSXC	Standing Seam Cutter, 1.5"	1"-1 1/2" Single & Double Lock (25mm-38mm)	24 ga.	.040" (1 mm)	20 oz. (591 cm)

Replacement Parts

Catalog Number	Description
FSXCRPC	Replacement Cutting Disc Set

Standing Seam Seamer

FSXS

The FSXS SEAMER mechanically seams 1" and 1.5" vertical standing seam panels.

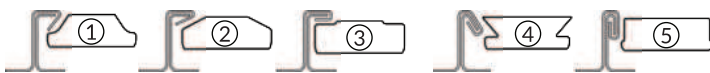


1ST STAGE

Use only rolls 1, 2 and 3.

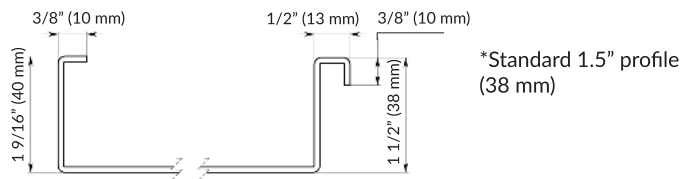
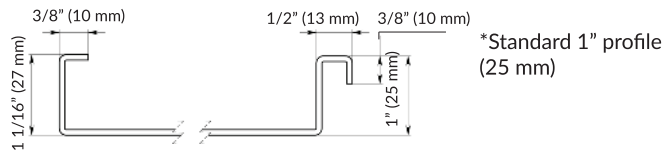
2ND STAGE

Use all five rolls.



Facade / Step 1

Roof / Step 2



ATTACH TO YOUR DRILL!

Drill not included

Remote Trigger Included

Malco's exclusively designed handle for ergonomic working position can be attached to the FSXS SEAMER. Remote Trigger attachment is ideal for continuous operation and improves speed and performance. Self-adjusts to various lengths and ensures excellent reaching range. (Can also be used with the FSXC CUTTER)



Specifications

Standing Seam Seamer

Catalog Number	Description	Profile Size in. (mm)	Steel Capacity	Aluminum Capacity (mm)	Copper Capacity (cm)
FSXS	Standing Seam Seamer, 1.5"	1"-1 1/2" Single & Double Lock (25mm-38mm)	24 ga.	.040" (1 mm)	20 oz. (591 cm)



Stone Coated Steel Roofing Cutter 30% Easier!

Makes fast, safe, precise cuts in stone coated steel shingles, shakes and tile style roofing, including DECRA, METRO and GERARD brands up to 30% easier than other guillotines.

Compound leverage and a generous handle length reduce user cutting force up to 30% versus other guillotine style cutters that pose a challenge to even the most seasoned pros. A large table surface allows sure handed control and prevents damage to the work-piece. The table's "feed-thru" design also allows long angle cuts for roof hips and valleys. The steel shingle, including lock seam, is cut in an easy, steady motion. The shearing action has a "wiping" effect on the shingle's zinc coating that seals cut edge to resist rust.



SCSRC1

Stone Coated Steel Roofing Cutter

Catalog Number	Description	Adjustable Table Heights in. (cm)	Net Wt. lbs. (kg)
SCSRC1	Natural Roofing Slate Punch	21.25 - 29.25 (540 - 743)	70 (32)

Replacement Part

SCSRC1RB	Replacement Blade and Die Set
----------	-------------------------------



Reversible Cutting Edges on hardened steel blade and die offer twice the cutting life, prior to sharpening. Blade and die are also easily replaceable!



After securing the blade lock-pin in place, the SCSRC1 stone coated roofing cutter is safe to carry on to the job site.



Short Legs

Long Legs


Sturdy frame with two different length leg tubes provides working table height options of 21-1/4 or 29-1/4 inches.

Gutter Outlet Punch

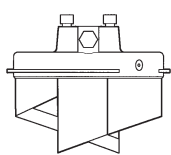
For cutting downspout drop holes in K-style aluminum gutter, nothing else matches the speed and accuracy of the Malco Gutter Outlet Punch System.

The Malco Gutter Outlet Punch and Dies make clean, accurate hole cuts in .032 in. (0.81 mm) aluminum gutter. Ample throat clearance allows these lightweight outlet punches to work over the front edge of gutter to quickly line up cuts. Convenient fastener holes are provided in the tool frame base for optional bench mount application. An easy ratcheting mechanism and angled punch-blade provide smooth cutting action. High carbon steel blades on punches ensure long service life and are also easily replaceable. Heat treated components and weather resistant finishes provide added tool strength and durability.

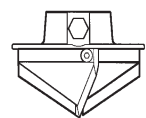
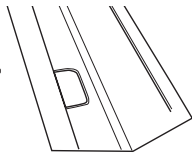
- Ejector built into Tool Frame safely removes metal slug from rectangular cuts.
- Punch blades are easily replaceable.
- Extra holes in base of Tool Frame allow for secure bench-mount operation.



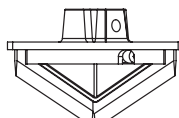
A versatile, lightweight Malco Tool Frame accepts your choice of separate Malco rectangular and X-style punch and die combinations, including a 3 x 4 in. (76 x 102 mm) X-style punch and die.



GOP23UK
GOP34UK



GOP23XUK



GOP34XUK



GOT

Gutter Outlet Punch and Dies

Catalog Number	Description	Frame Dimensions in. (cm.)	Net Wt. lbs. (kg)
GOT	Tool Frame	19 x 10 (48 x 25)	6.70 (3.04)

Punch and Die Assemblies

GOP23UK	2 x 3 in. (51 x 76 mm) Standard Rectangular Hole Punch and Die Assy - Upgrade Kit	—	2.20 (1.00)
GOP34UK	3 x 4 in. (76 x 102 mm) Standard Rectangular Hole Punch and Die Assy - Upgrade Kit	—	2.50 (1.13)
GOP23XUK	2 x 3 in. (51 x 76 mm) X-Style Punch and Die Assy - Upgrade Kit	—	1.90 (0.86)
GOP34XUK	3 x 4 in. (76 x 102 mm) X-Style Punch and Die Assy - Upgrade Kit	—	2.50 (1.13)

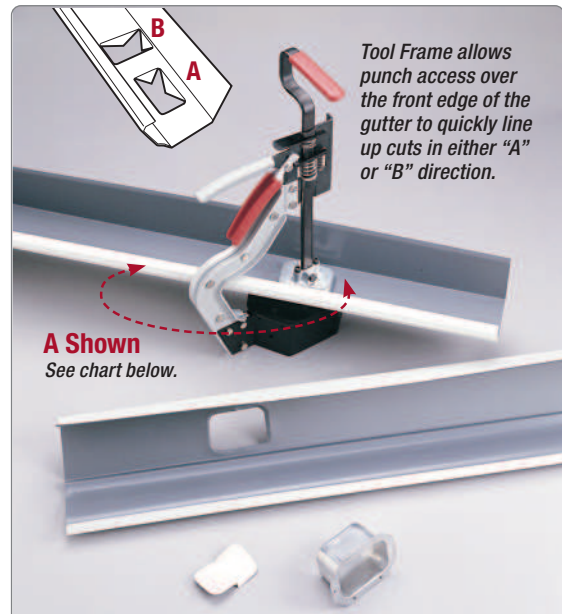
Replacement Blocks and Chocks

GOTRC	Replacement Chocks for (GOT)	—	—
GOPRB	Replacement Blade for (GOP23UK)	—	1.30 (0.60)
GOP23XRB	Replacement Blade for (GOP23XUK)	—	—
GOP34XRB	Replacement Blade for (GOP34XUK)	—	2.34 (1.06)



GOT

U.S. Patent No. 6,289,709



Tool Frame allows punch access over the front edge of the gutter to quickly line up cuts in either "A" or "B" direction.

A Shown
See chart below.

Gutter Size Reference:

Following Gutter Sizes Do Not Fit "B" Direction:

4K Gutter - 2 x 3, 2 x 3 X-Style, 3 x 4, 3 x 4 X-Style

5K Gutter - 3 x 4, 3 x 4 X-Style

6K Gutter - 3 x 4, 3 x 4 X-Style



Gutter Outlet Saws

Make Speedy downspout drop holes in K-style aluminum gutter with the Malco Gutter Outlet Saw system.

Gutter outlet saws with arbor and high speed pilot drill, for downspout that always fits flush to gutter. Choose from five different sizes of fine toothed hole saws for safe, fast, clean cuts in thin walled and half round gutter. Combine with the arbor and high speed pilot drill for increased speed and production on the job-site!



10 High Speed Steel Teeth every 1 in. (25.4 mm)

Combination arbor and high speed pilot drill, with compression spring collar.



GOSA1EV
Arbor and High Speed Pilot Drill



GOS1EV
60 mm (2.375 in.)

GOS2EV
70 mm (2.75 in.)

GOS3EV
78 mm (3 in.)

GOS4EV
90 mm (3.5 in.)

GOS5EV
100 mm (4 in.)

Specifications






Quick-Action Gutter Outlet Saws


Catalog Number	Nominal Hole Diameter in. (mm)	Diameter in. (mm)	Cutting Depth in. (mm)
GOS1EV	2.375 (60)	2.45 (62.3)	1 (25.4)
GOS2EV	2.75 (70)	2.87 (73)	1 (25.4)
GOS3EV	3 (78)	3.09 (78.5)	1 (25.4)
GOS4EV	3.5 (90)	3.54 (90)	1 (25.4)
GOS5EV	4 (100)	3.93 (104.3)	1 (25.4)

Combination Arbor & High Speed Pilot Drill

Catalog Number	Pilot Drill Bit	Arbor Shank mm (in.)	Drill Requirements
GOSA1EV	5.9 mm High Speed Steel	10 (13/32)	1/2 in (13 mm) Chuck

Capacities


	Aluminum - 0.43 -0.81 mm (.017 - .032 in)
	Zinc Coated Aluminum - 0.46 mm (.018 in)
	Galvanized Aluminum - 0.58 mm (.023 in)
	Painted Steel - 0.53 mm (.021 in)
	Copper - 22 oz.



Clean cuts with compression spring ejection!



Specifically designed for use with Malco Gutter Outlet Saws, the universal threaded arbor quickly installs on any size. The pilot drill bit projects only 7/16 in (11 mm) out of the shallow gutter saw cup to ensure controlled, safe engagement of saw teeth.



Gutter Screw Guide
Extra-Long 6-in. Magnetic Screw Guide

This Extra-Long Screw Guide works over the outside edge of rain gutter to hold and guide 1/4 in. hex head screws up to 3-3/4 inches long. An impact grade 6-inch long driver, with a 4-1/2 in. anodized aluminum sleeve, provides easy reach to the mounting surface of eaves without scuffing the outside gutter edge. Fits any drill or 1/4-inch impact driver and features a secure spring loaded magnet.

Gutter Nail Driver

Works anywhere to attach gutter to fascia with ease.

Use with hidden hangers and 8D galvanized nails to hang aluminum or steel gutters. A non-slip ergonomic grip provides multiple positions for grasping tool and working. Durable two piece steel construction plus weather resistant zinc and nickel plating assure long service life of this professional quality tool.

GSG6

Gutter Screw Guide

Catalog Number	Description	Driver Length in. (mm)	Hex Shank In.	Hex Opening In.	Length Of Sleeve in. (mm)	Weight oz. (g)
GSG6	Gutter Screw Guide	6 (152)	1/4	1/4	4-1/2 (114)	3.60 (102)

GND

Gutter Nail Driver

Catalog Number	Description	Length in. (mm)	Net Wt. oz. (g)
GND	Gutter Nail Driver	7-5/8 (194)	7 (199)


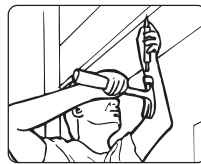
Trim Nail Punches

Drive trim nails into soffit, fascia, and other finishing trim without denting or marring material.

The TNP2S, Heavy Duty Trim Nail Punch features an all-steel nose and aluminum tail piece that directs weight to the working end when grasping or starting a nail. Accommodates up to 1-1/4 in. (31.2 mm) standard trim nails. Nose fits into 1/2 in. (12.7 mm) J-channel.

The TNP2R, Trim Nail Punch with Retaining Clip, offers easier nailing from any angle or height and has an exclusive, "nail retaining clip" feature. Avoid the awkwardness and strain of balancing nails in the nose of the punch or holding back the drive pin while standing on a ladder or reaching out to nail. The new retaining clip also minimizes scrapes and dents caused by nail slippage or improper setting depth.

The TNP3S, Pocket Sized Trim Nail Punch, is constructed of hardened steel and corrosion resistance to ensure longer tool life. The tool will hold and install standard 1-1/4 in. (31.2 mm) trim nails. The small size allows easy access to recesses of formed trim pieces. A hex collar prevents rolling when tool is set down.



Nail retaining clip holds nail securely while positioning punch.

TNP3S
"Pocket Sized"



Specifications

Trim Nail Punches

Catalog Number	Description	Tool Length in. (mm.)	Net Wt. oz. (g)
TNP2S	Trim Nail Punch	6-3/4 (171)	6 (170)
TNP2R	Trim Nail Punch with Clip	6-3/4 (171)	6 (170)
TNP3S	Trim Nail Punch	5 (127)	2 (57)
TNP3SB	Trim Nail Punch Bulk (24)	—	—
TNP3SH	Trim Nail Punch Bulk (100)	—	—

Replacement Part

TNP2CL	Replacement Clip for TNP2R
--------	----------------------------



Ideal for crimping gutter end caps in place.

Not recommended for heavy sheet metal.

SL2R

Snap Lock Punch

Catalog Number	Description	Throat Depth in. (mm)	Jaws	Length in. (mm)	Net Wt. oz. (g)
SL2R	Snap Lock Punch	1/4 to 5/8 (6.4 to 15.9)	Carbon Steel	9 (229)	16 (454)


REDLINE®

Snap Lock Punch



SL2R

The Malco model SL2R Adjustable Snap Lock Punch can be used as a gutter end cap crimper or for use in creating locking tabs in light sheet metals. A slide adjustment for throat depth allows settings from 1/4 to 5/8 inch (6 to 16 mm) depth. The formed metal cutting jaws and handles are made of hardened stampings. Rust resistant nickel plate and black oxide finishes ensure long service life. Easy one-hand operation make this a versatile tool for the job at hand.



Produce a double crimp without deforming down-spout; walls stay square for a tight fitting, leakproof connection.

Up to **16ga.** Capacity

C4R

5 Blade Crimper

Catalog Number	Description	Throat Depth in. (mm)	Variable Leverage Ratio (High / Low) throughout stroke	Jaws	Length in. (mm)	Net Wt. oz. (g)
C4R	5 Blade Crimper	1-1/4 (31.8)	7.1 to 1.0 - 9.8 to 1.0	Carbon Steel	9 (229)	16 (454)

Metal Capacities

Material	Aluminum	Copper	Stainless Steel 26 Gauge	Galvanized Steel 24 Gauge	Mild Steel 24 Gauge
inches (mm)	0.035 (0.89)	0.023 (0.58)	0.018 (0.46)	0.028 (0.71)	0.024 (0.61)

REDLINE®

5 Blade Crimper



C4R

If you are looking for a tool that efficiently down-sizes the corners of aluminum or steel downspout, then the Malco 5 Blade Gutter Downspout Crimper is the tool you are looking for. The 5 blade design produces 1-1/4 inch (31.75 mm) long double crimps without causing deformation of downspout walls. A factory-like crimp ensures the downspout walls stay square for a tight fitting, leak-proof connection. A handle closing stop helps to maintain a consistent crimp profile. Made with hardened all-steel construction and a nickel chrome finish, you can be assured this tool will last a long time.



Light duty tool. Makes a single crimp for downsizing aluminum downspouts.

SC2

1 Blade Crimper

Catalog Number	Description	Throat Depth in. (mm)	Jaws	Length in. (mm)	Net Wt. oz. (g)
SC2	Single Crimper	1-1/8 (28.6)	Carbon Steel	8 (203)	16 (454)

Single Crimper



SC2

Blind Rivets

Steel, Aluminum, Stainless, Copper, & Painted

Malco Blind Rivets provide a strong, secure connection between two or more sheets of material, that will not loosen with vibration. Blind rivet fasteners can be used where access is limited to only one side of the material to be fastened. Rivets require only a pre-drilled or pre-punched hole. The blind rivet is an assembly, consisting of a mandrel and an eyelet body. Mandrels are used only to set the rivet body and are then discarded. Mandrel is designed to break off at the crimp after pulling (setting) the rivet body. No operator skill is required to set blind rivets. Low rivet profile offers cosmetic advantages over screws.



Shear and Tensile Strengths



Rivet / Mandrel	Rivet Dia.	Minimum Shear	Tensile lbs.
Steel Rivet	1/8 in.	260	310
Steel Mandrel	3/16 in.	540	680
Aluminum Rivet	1/8 in.	120	150
Aluminum Mandrel	3/16 in.	260	320
Stainless Rivet	1/8 in.	420	530
Stainless Mandrel	3/16 in.	950	1200
Copper Rivet Steel Mandrel	1/8 in.		

IFI 114 2003 (R2008) Grade 20

Note: Package sizes available in Bults, Tubs (T), and Bags (G).


Specifications

Blind Rivets (Head Width .25 • Head Thickness .032 • Rivet Diameter 1/8 in.)

Bulk	Bulk Qty	Tub	Tub Qty	Bag	Bag Qty	Description	Hole Size # / Drill #	Rivet Body Length	Rivet Body Diameter	Grip
SS42D	10,000	SS42DT	1,000	SS42DG	100	Steel Rivet Plated Steel Mandrel	.125 - .135 / #30	.232	.125	.063-.125
		SS43DT	1,000	SS43DG	100	Steel Rivet Plated Steel Mandrel	.125 - .135 / #30	.294	.125	.126-.187
SS44D	10,000	SS44DT	1,000	SS44DG	100	Steel Rivet Plated Steel Mandrel	.125 - .135 / #30	.357	.125	.188-.250
		SS46DT	1,000	SS46DG	100	Steel Rivet Plated Steel Mandrel	.125 - .135 / #30	.481	.125	.313-.375
AA42D		AA42DT	1,000	AA42DG	100	Aluminum Rivet Aluminum Mandrel	.125 - .135 / #30	.232	.125	.063-.125
AA44D		AA44DT	1,000	AA44DG	100	Aluminum Rivet Aluminum Mandrel	.125 - .135 / #30	.357	.125	.188-.25
		SS/SS42DT	1,000	SS/SS42DG	100	Stainless Rivet Stainless Mandrel	.125 - .135 / #30	.232	.125	.063-.125
		SS/SS44DT	1,000	SS/SS44DG	100	Stainless Rivet Stainless Mandrel	.125 - .135 / #30	.357	.125	.188-.25
		SS/SS46DT	1,000	SS/SS46DG	100	Stainless Rivet Stainless Mandrel	.125 - .135 / #30	.481	.125	.313-.375
		SS/SS48DT	500	SS/SS48DG	100	Stainless Rivet Stainless Mandrel	.125 - .135 / #30	.606	.125	.376-.500
CS42D	10,000	CS42DT	1,000	CS42DG	100	Copper Rivet Plated Steel Mandrel	.125 - .135 / #30	.232	.125	.063-.125
		CS44DT	1,000	CS44DG	100	Copper Rivet Plated Steel Mandrel	.125 - .135 / #30	.357	.125	.188-.25
AA42DW	○ 10,000	AA42DWT	1,000	AA42DWG	100	Aluminum Rivet Aluminum Mandrel (White)	.125 - .135 / #30	.232	.125	.063-.125
AA44DW	○ 10,000	AA44DWT	1,000	AA44DWG	100	Aluminum Rivet Aluminum Mandrel (White)	.125 - .135 / #30	.357	.125	.188-.250
AA42DMB	● 10,000	AA42DMBT	1,000	AA42DMBG	100	Aluminum Rivet Aluminum Mandrel (Musket Bronze)	.125 - .135 / #30	.232	.125	.063-.125
AA44DMB	● 10,000	AA44DMBT	1,000	AA44DMBG	100	Aluminum Rivet Aluminum Mandrel (Musket Bronze)	.125 - .135 / #30	.357	.125	.188-.25
AA42DRB	● 10,000	AA42DRBT	1,000	AA42DRBG	100	Aluminum Rivet Aluminum Mandrel (Royal Brown)	.125 - .135 / #30	.232	.125	.063-.125
AA44DRB	● 10,000	AA44DRBT	1,000	AA44DRBG	100	Aluminum Rivet Aluminum Mandrel (Royal Brown)	.125 - .135 / #30	.357	.125	.188-.25
AA42DCC	○ 10,000	AA42DCC	1,000	AA42DCCG	100	Aluminum Rivet Aluminum Mandrel (Classic Cream)	.125 - .135 / #30	.232	.125	.063-.125

2-in-1 Hand Riveter

Malco's 2IN1 Hand Riveter is easy to use with one hand and provides enough pulling power to set all popular rivet sizes. The 2IN1 adjustment features a single long stroke for most hand riveting applications and a short "ratchet action" power stroke for setting larger diameter rivets. The outside "jaw-grip adjustment wheel" opens and closes jaws with fingertip ease to fit any size mandrel and to obtain maximum stroke efficiency. Three nosepieces 1/8, 5/32, and 3/16 in., included with tool. Nose-pieces are stored in handle. Ideal for reaching into corners and recessed areas. Heavy duty all steel construction ensures long life and minimum wear. Polished finish, nickel-chrome plated. Red vinyl cushion grip and hand stop.



- (1) LONG STROKE: for most riveting applications.
- (2) POWER STROKE: "Ratcheting Action" for large diameter rivets.

Pulls 1/8 to 3/16 in. blind rivets with steel mandrels.
Pulls 1/8 to 5/32 in. blind rivets with stainless steel mandrels.
(Regularly lubricate with a drop of light oil on points of movement.)

2IN1

2IN1 Premium Hand Riveter

Catalog Number	Description	Capacities in. (mm)	Length in. (mm)	Net Wt. oz. (g)
2IN1	2-IN-1 Hand Riveter	(SEE BELOW)	8 (203)	20 (567)

Replacement Parts

ER41	Jaws
ER44	3/16 in. nosepiece
ER45	1/8 in. nosepiece
ER46	5/32 in. nosepiece
HR37	Adjustment Rod assembly

Capacities

Capacities in. (mm)
1/8 thru - 3/16 (3.18 - 4.8) steel mandrel
1/8 thru - 5/32 (3.18 - 4.0) stainless steel mandrel

Economy Hand Riveter

Lightweight, compact size and slim nose projection allows this riveter to go wherever the work is. Four rivet nosepieces: 3/32, 1/8, 5/32 and 3/16 in. store in handle. Ideally suited for blind riveting applications in aluminum windows, gutter and downspout. Not for use with steel rivets larger than 3.2 mm. Insert rivet into pre-drilled work to be fastened and squeeze handles until mandrel snaps. Release grip on handles and mandrel will drop out front end of tool when tilted. Rugged steel construction with black paint finish and comfortable vinyl grip.



CR18

Economy Hand Riveter

Catalog Number	Description	Capacities in. (mm)	Length in. (mm)	Net Wt. oz. (g)
CR18	Economy Hand Riveter	3/32 thru 1/8 (2.4 - 3.2) steel rivets	8 (203)	22 (624)

Hand Held Magnetic Sweep



MS12

Comfortable angled handle grip allows easy attraction of nails and metal debris on the work-site. Permanent magnets ensure long service life and resistance to shock and vibration. Magnets are also replaceable. A quick release sleeve allows debris to be easily removed from tool into a bucket.



Powerful magnetic surface easily attracts metal debris.



Quick release sleeve for easy clean-up.



MS12

Hand Held Magnetic Sweep

Catalog Number	Description	Tool Length. in. (cm.)	Net Wt. lbs. (kg)
MS12	Hand Held Magnetic Sweep	34-1/2 (88)	5.0 (2.27)

Replacement Parts

MS12RK	MS12 Magnets
MS12RS	MS12 Replacement Sleeve

Non-Slip Manual Tie Tensioning Flex Duct Tools

Flex Duct Tools Tighten nylon cable ties to fiberglass duct take off connections faster, easier, and with better quality than by hand.



Malco's TY4 and TY4G (*Vinyl Gripped*) Cable Tie Tensioning Tools feature a manual, easy to operate, cutting mechanism and comfortable gray vinyl cushioned grips. When the tie is tight, a simple pull of the lower handle causes a blade to engage and cut off the excess tail of the nylon tie. A reduced

pinch point handle closing ensures peace of mind and reduces injury. Malco Tie Tools are designed to work on standard 175 lb. ties as well as thinner 125 lb. ties.

Adjustable Tie Tensioning Flex Duct Tool

Designed for heavy users of nylon cable ties, that features a desired tension adjustment knob.



Malco's TY6 Tie Tensioning Tool is designed for heavy users of nylon cable ties, and is a more efficient, higher quality alternative to installing flexible duct to take offs. The TY6 features an adjustment knob that allows an installer to set a desired tension for securing flex duct to a take-off collar. When the

tie is tight, a breakaway spring mechanism releases the tool's lower handle, which causes a blade to engage and automatically cut off the excess tail of the nylon tie. No extra operation for manual trimming is required. Operating Malco's TY6 Tie Tensioning Tool is also easy on the installer. Contoured handles, with stops, are easier to grasp. Furthermore, the smooth lever action and vinyl cushion grips minimize hand and arm fatigue on big jobs.



Tensioning adjustment knob and automatic cut-off mechanism turn adjustment knob clockwise to increase tension and counter clockwise to decrease tension.

CAUTION: Do not over tighten adjustment knob with fingers. Adjust knob only with fingers to avoid breaking ties before cut-off occurs.




Specifications

Flex Duct Tie Tools			
Catalog Number	Description	Length in. (mm)	Net Wt. oz. (g)
TY6	High Leverage Flex Duct Tie Tool	8-1/2 (216)	15 (425)
TY4	Manual Cut-Off Flex Duct Tie Tool	6 (152)	10 (284)
TY4G	Manual Cut-Off Flex Duct Tie Tool / Gripped	6 (152)	11 (312)



Secure Choice!

Use Malco adjustable nylon ties to install flexible duct to take-offs, or secure bundles, up to 15 in. (3.81 cm) diameter. Made of 100% nylon, Malco ties offer a minimal tensile strength of 175 pounds.



Flex Duct Support

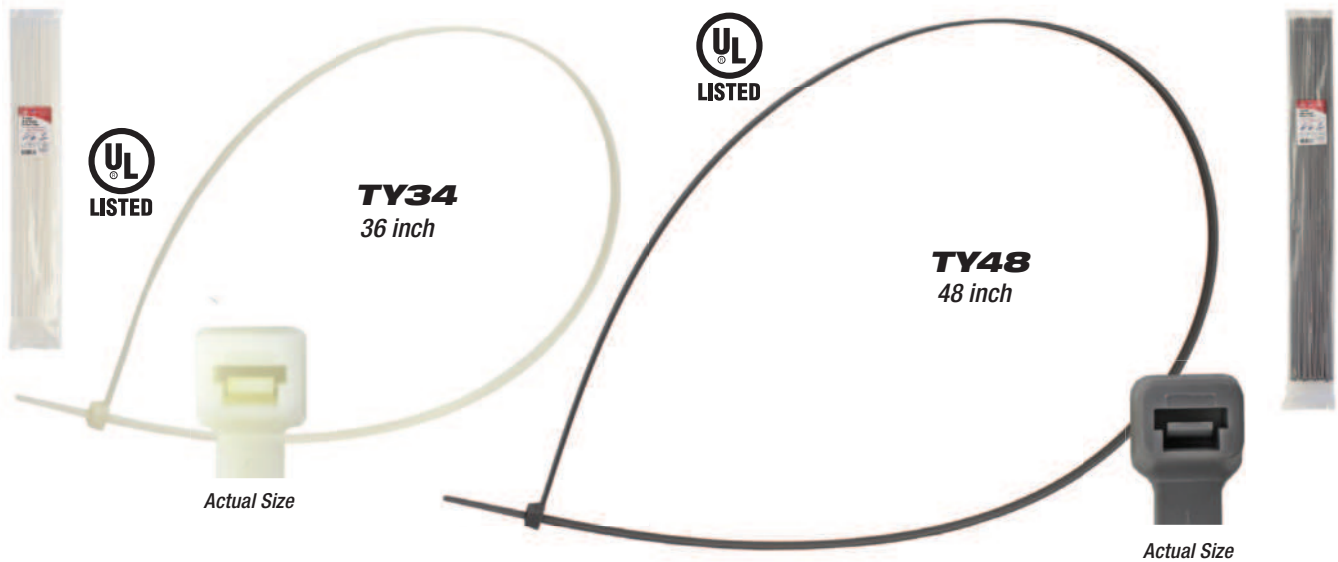
The Malco FDS1 Flexible Duct Support eliminates air flow restrictions and increases efficiency to dramatically reduce utility bills and improve heated or air-conditioned room comfort. A properly supported 90° duct elbow typically improves air flow efficiency 10 to 40%. A Malco Duct Support quickly installs on new or existing flexible duct. The versatile FDS1 design uses either 36 or 48 inch nylon cable/zip ties to accommodate 4 inch to 16 inch diameters of flexible fiberglass wool duct as well as un-insulated flexible duct. And the strong, but lightweight, 100% recycled polymer support will not weigh down ducting.



FDS1

Flex Duct Support

Catalog Number	Description	(Tie Requirements per Duct Diameter)		Nominal Dimensions in. (cm)	Net Wt. oz. (g)
		Duct Diameter	Number of Ties		
FDS1	Flexible Duct Support	4-10 in. (10.2-25.4 cm)	2) 36 in. (91.4 cm)	15 x 11-1/4 x 3 (38.1 x 28.6 x 7.6)	3 (85)
		12-14 in. (30.5-35.6 cm)	2) 48 in. (121.9 cm)		
		16 in. (40.6 cm)	4) 36 in. (91.4 cm)		



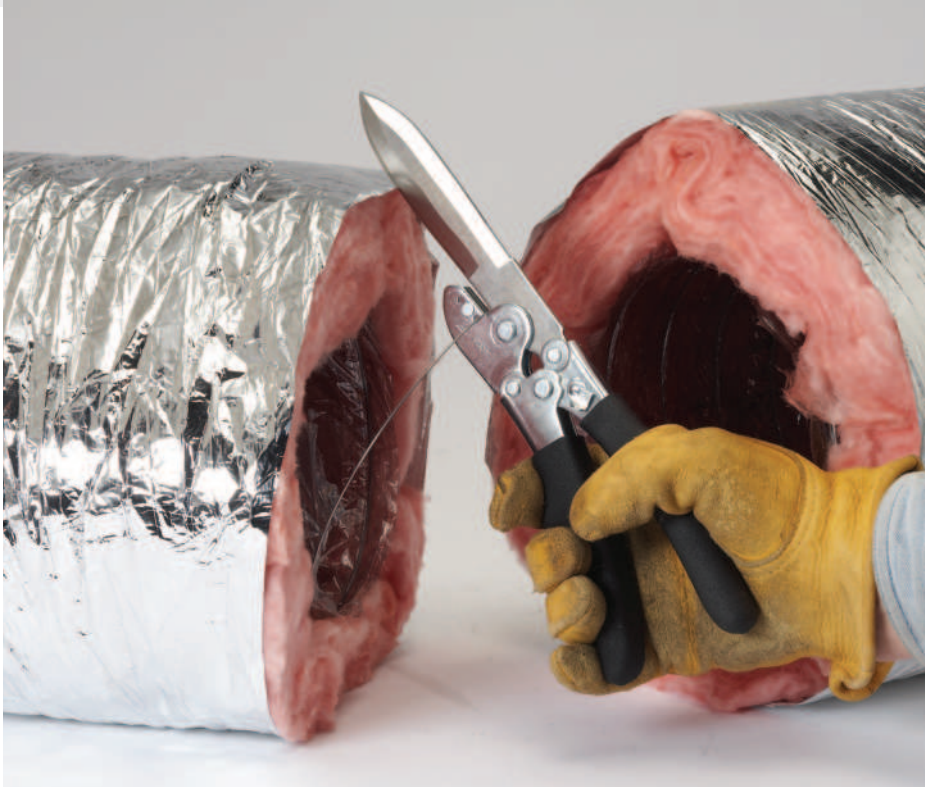
Specifications

Nylon Ties		
Catalog Number	TY34	TY48
Overall Length	36 in. (914 mm)	48 in. (1219 mm)
Width	3/8 in. (9.5 mm)	3/8 in. (9.5 mm)
Thickness	3/32 in. (2.29 mm)	3/32 in. (2.29 mm)
Min. Tensile Strength	175 lbs.	175 lbs.
Max. Adjustable Dia.	10.35 in. (263 mm)	14.37 in. (365 mm)
Color	Natural	Gray
For Malco Tie Tools	TY4, TY4G, TY6	TY4, TY4G, TY6

Nylon Ties for Tie Tools

36 & 48 inch Heavy-Duty Nylon Ties

36 and 48 inch Extra Heavy-Duty Ties are rated for indoor use including securing HVAC take-offs, and securing / bundling heavy cables and hoses. (indoor use only)



FDC1

Flexible Duct Cutter

Catalog Number	Description	Blades / Wire Cutter	Variable Leverage Ratio (High / Low) throughout stroke	Length of Cut in. (mm)	Length in. (mm)	Net Wt. oz. (g)
FDC1	Flex Duct Cutter	High Carbon Steel	10.4 to 1.0 - 11.9 to 1.0 (Wire Cutter)	4 (102)	11-7/8 (302)	11 (312)

Flexible Duct Cutter



FDC1


Wire Cutter

The Flex Duct Cutter (FDC1) has a built-in wire cutter that lets you finish the job you started with just one tool! A double edged blade cleanly pierces through outer skin and insulation. The fine honed blade, made with long lasting stainless steel, cuts from either direction around the entire circumference of the duct. The built-in wire cutter cuts hardened wire rib coil and features compound leverage for easy wire cutting. The Flex Duct Cutter also includes comfortable, non-slip vinyl gripped handles.



Smooth Scissor Action Blades!

Thumb operated latch ensures sharpened blade edges on the FDC2 stay closed when not in use.



FDC2

Flexible Duct Shear

Catalog Number	Description	Blades / Wire Cutter	Variable Leverage Ratio (High / Low) throughout stroke	Length of Cut in. (mm)	Length in. (mm)	Net Wt. oz. (g)
FDC2	Flex Duct Shear	Heavy-Duty Steel	10.4 to 1.0 - 11.9 to 1.0 (Wire Cutter)	4-3/8 (111)	12-1/4 (311)	13 (369)

Flexible Duct Shear



Thumb operated latch



FDC2

Wire Cutter

The Flex Duct Shear (FDC2) Cuts insulated flexible round duct and also cuts the duct liner's wire rib coil. Pointed bottom blade easily pierces duct to start cut. Heavy duty wire cutter is located away from scissor blades. Thumb operated latch ensures that sharpened blade edges stay closed when not in use.

Trim flex duct and tighten nylon ties with one tool!




FDC3

Multi-Purpose Shear

Catalog Number	Description	Blades / Wire Cutter	Variable Leverage Ratio (High / Low) throughout stroke	Length of Cut in. (mm)	Length in. (mm)	Net Wt. oz. (g)
FDC3	Multi-Purpose Shear	High Carbon Steel	10.4 to 1.0 - 11.9 to 1.0 (Wire Cutter)	4 (102)	11-7/8 (302)	14 (397)

Multi-Purpose Shear



The versatile FDC3 Flex Duct Tool is actually three tools in one! The double-edged knife blade pierces through the flexible round duct and cuts in either direction. A thumb-operated latch opens the tool's compound-leverage handles and the jaws of a built-in wire cutter to easily sever the exposed wire rib coil of duct liner. Use the tool's tie-tensioning mechanism to install a nylon tie strap and secure the flex duct take-off collar. With the handles of the FDC3 in the open position, a nylon tie can be threaded through the mechanism and then tightened by gently pumping the tool's handles.



DK6S

Duct Knife for Fiberglass Duct Board

Catalog Number	Description	Blade Length in. (mm)	Length in. (mm)	Net Wt. oz. (g)
DK6S	Duct Knife for Fiberglass Duct Board	6 (152)	—	7 (199)
FDSH	Universal Flex Duct Knife Sheath for ALL FLEX DUCT TOOLS & SHEARS	—	11.5 (292)	2 (57)

Duct Knife and Sheath



DK6S

For cutting flexible fiberglass wool duct and duct board, the DK6S Duct Knife has double edge blades that are ideal for blind cuts in "flex" duct. Ergonomic cushion grip features one serrated cutting edge and comes with a puncture-resistant nylon sheath. Heavy-duty cutlery grade steel blades can be resharpened.

FDSH

Puncture resistant nylon sheath included with DK6S cushion gripped knife.

- 2-3/4 in. (70 mm) wide belt loop.
- Velcro safety strap

Washers

Fiberglass duct board washers help to reinforce sheet metal components to fiberglass duct. Use with #8 screw for fastening components.

RW732 / FLW

Fiberglass Duct Board Washers

Catalog Number	Description	Length in. (mm)	Width in. (mm)	Hole Dia. in. (mm)
RW732	Galv. Reinforced Volcano Washer	2.5 (64)	2.5 (64)	7/32 (5.56)
FLW	Galv. Reinforced Ductboard Washer	2.5 (64)	2.5 (64)	1/8 (3.175)





Add accurate nail slots quickly and easily!

NHP1R

Nail Hole Slot Punch

Catalog Number	Description	Throat Depth in. (mm)	Slot in. (mm)	Length in. (mm)	Net Wt. oz. (g)
NHP1R	Nail Hole Slot Punch	5/8 (15.9)	5/32 x 3/4 (4.0 x 19.1)	8-1/2 (216)	16 (454)



For securing vinyl skirting and siding to finishing trim.

SL8R

Snap Lock Punch (for Vinyl Only)

Catalog Number	Description	Throat Depth in. (mm)	Slot in. (mm)	Length in. (mm)	Net Wt. oz. (g)
SL8R	Snap Lock Punch	1/2 (12.7)	—	8-1/2 (216)	16 (454)



Economical and Rugged

SL5

Snap Lock Punch

Catalog Number	Description	Throat Depth in. (mm)	Hole in. (mm)	Length in. (mm)	Net Wt. oz. (g)
SL5	Snap Lock Punch	3/8 (9.5)	.460x.075 (11.684x1.905)	9 (229)	12 (340)

REDLINE®
Nail Hole Slot Punch **NHP1R**



The NHP1R Punch makes a generous 5/32 x 3/4 in. (4.0 x 19.1 mm) horizontal slot for adding or elongating nail holes in vinyl and .019 in. (0.48 mm) aluminum siding to accommodate irregular stud spacing. Constructed of hardened steel stampings and rugged investment cast alloy steel jaws with rust-resistant nickel plate and black oxide finishes to ensure long service life.

REDLINE®
Snap Lock Punch **SL8R**




Recommended for Vinyl Only.

The SL8R Snap Lock Punch for Vinyl Siding produces wider, more prominent rectangular tab projections for securing vinyl skirting or siding to finishing trim. The raised tabs grip a greater surface area and guard against dislodging due to relaxation of vinyl from heat or blowout during times of high pressure and wind. Constructed of hardened steel stampings and rugged investment cast alloy steel jaws with rust-resistant nickel plate and black oxide finishes to ensure long service life. *Not Recommended for use below 32° F (0° C).*

Snap Lock Punch **SL5**

Snap lock plastic skirting and siding to finishing trim.



Snap lock plastic skirting and siding to finishing trim. Makes tabs in the cut edge of siding panel used as a finishing course at top of wall or below window. Tabs lock into utility trim.* *Punch raises a high projection to compensate for natural relaxation of vinyl plastic. It also works well on aluminum siding but is not recommended for steel.*

Note: The SL5 should not be used when PERMATABS are required to snap into finished trim. For this application we recommend using the Malco SL1R or SL2R Snap Lock Punch. PERMATABS is a trademark of C & H Enterprises. *Not Recommended for use below 32° F (0° C).*

REDLINE®

J-Channel Cutters

Make drain tabs, downstream Notch cutouts and 45-degree miter trim cuts with one tool!



JCCR
5/8 in. (15.9 mm)
J-Channel

Depth Gauge

Use graduations on jaw to gauge cutting depths of 3/8 to 1-1/4 in. (9.5 to 31.2 mm)



45° trim cut

J-Channel Cutters are available for 1/2, 5/8 and 3/4 in. (12.7, 15.9 and 19.1 mm) channel.

Use a versatile Malco J-Channel Cutter to make drain tabs, downstream notch cutouts and miter trim cuts in vinyl channel. Available in three sizes for 1/2 inch (12.7 mm) channel, 5/8 inch (15.9 mm) channel and 3/4 inch (19.1 mm) channel. Tool operation is fast and easy! Light hand pressure produces a single handle click signal to ensure perfect drain tabs every time. Graduations on the upper jaw easily gauge tab or notch depths from 3/8 to 1-1/4 in. (9.5 – 31.2 mm). Use either side of the jaws to cut a 45-degree miter for a professional finished look. Hardened all-steel construction with rust resistant nickel chrome and black oxide finishes ensures long service life.



JCCR
5/8 in. (15.9 mm)
J-Channel



JCC50R
1/2 in. (12.7 mm)
J-Channel



JCC75R
3/4 in. (19.05 mm)
J-Channel

Specifications

J-Channel Cutters

Catalog Number	Description	Knockout Width in. (mm)	Tool Length in. (mm)	Net Wt. oz. (g)
JCC50R	J-Channel Cutter 1/2 in. (12.7 mm)	.655 (16)	8-7/8 (225)	16 (454)
JCCR	J-Channel Cutter 5/8 in. (15.9 mm)	.840 (21)	8-7/8 (225)	16 (454)
JCC75R	J-Channel Cutter 3/4 in. (19.05 mm)	.975 (24)	8-7/8 (225)	16 (454)

Replacement Part

5018	Handle Spring: Fits All Redline Handled Tool
------	--



ULV10

**Only
10
ounces!**

Ultra Lightweight Snips

The Blade on the ULV10 Ultra Lightweight Vinyl Snip features an extremely sharp knife-like bevel for easy starting and cutting in the thickest, hardest vinyl and other non-ferrous materials or fabrics, including trim coil. The snip has a strong, lightweight 10 in. (254 mm) polymer frame, and weighs less than 9 oz. (249 g). These lightweight Vinyl Snips have protective handle loops and are easy to grasp, while also producing a big 3 in. (76 mm) long controlled cut.

- **Strong, lightweight 10 in. (254 mm) polymer frame**
- **Easy-to-grasp, protective handle loops**
- **Big 3 in. (76 mm) long controlled cut**
- **Designed for all weather conditions**
- **Includes a Full-Size Handle**



Worry Free Blade Changes

A fully threaded brass insert thermally anchored in the blade area of the polymer frame for holding power and no loss of thread integrity.



ULV10

Ultra Lightweight Snip

Catalog Number	Description	Length of Cut in. (mm)	Tool Length in. (cm)	Net Wt. oz. (g)
ULV10	Vinyl Cutting, Combination Snip	3 (76)	10 (254)	9.5 (254)
Replacement Blades				
ULV10RB				



Ultra sharp high carbon steel blades cut like a knife and are easily replaceable on the job!

MV12

Vinyl-Cutting Andy™ Snips



Cut through Heavy Vinyl Siding Lock-Seams and more with ease!

The MV12 Aluminum Handled Snip is part of the legendary Andy™ SNIP line. This multi-purpose Andy™ combination snip design features a knife-like cutting edge to produce a smooth slicing action for easy one-hand operation. The user simply grasps the snip with the red grip up for optimal blade alignment when making straight cuts or left or right circular cuts in various non-ferrous materials including: Heavy grade vinyl siding, aluminum trim coil, landscape edging, vinyl flooring, carpeting and leather. Replacement blades are available and are easily installed in the field.



Thick Leather



Aluminum Trim Coil



Landscape Edging

MV12

Ultra Lightweight Snip

Catalog Number	Description	Length of Cut in. (mm)	Tool Length in. (cm)	Net Wt. oz. (g)
MV12	Non-Ferrous Andy™ Snip	3 (76)	12 (31)	12 (31)
Replacement Blades				
MV12RB Carbon Steel				



Save Time!

With a smooth unlocking motion, an easy-to-grasp straight handle and a non-slip textured grip, this handy tool will save you time by cleanly removing vinyl siding!

SRT2

SideSwiper® Siding Removal Tool

Catalog Number	Description	Tool Length in. (mm.)	Net Wt. oz. (g)
SRT2	SideSwiper® II Siding Removal Tool	6-1/4 (159)	3.0 (85)
SRT2B	SideSwiper® II Siding Removal Tool Bulk (25)	—	—

SideSwiper® II

Siding Removal Tool for Vinyl Siding



SRT2

The Malco SideSwiper® II Vinyl Siding Removal Tool combines the comfort and added leverage of an easy-to-grasp straight handle with the smooth unlocking motion of a burr free hook. The blade of the removal tool is angled from the bottom plane of the handle and allows the user to keep their wrist straight while keeping knuckles well above the work. The surface finishing and plating of the blade ensures the sharply angled hook will not cut into the vinyl material or produce shavings. Additional comfort and control is achieved with a non-slip textured handle grip. The gripping surface will not become slick from moisture, and the form fitting, plastisol dip process, bonds the grip for the life of the tool.

Instructions:

- Insertion:** Wedge tip of blade under overlapping panel and hook onto the back lip of buttlock.
- Unlocking:** Pulling lip downward, slide the tool along length of panel to unlock and expose nail row of panel to be removed.
- Panel Replacement:** Lock and nail replacement panel into place. Use tool to relock overlapping panel. Pull down on panel lip and press it into lock of replacement panel below.



Specifications

Vinyl Cutting Circular Saw Blades

Catalog Number	Description	Diameter in. (mm)	RPM	Teeth	Arbor in. (mm)
VCB1	Vinyl Cutting Saw Blade	7-1/4 (184)	6500	186	5/8 (15.875)
VCB2EV	Vinyl Cutting Circular Saw Blade	10 (250)	6500	248	5/8 (15.875)

Vinyl-Cutting Circular Saw Blades

Cut through Vinyl Siding with Ease!



VCB1

Versatile 7-1/4 in. (184 mm) blade for smooth cutting in vinyl fencing / siding and plastic trim.

VCB2EV

Big 10 in. (250 mm) circular blade fits most power miters for making ultra smooth cuts.





Easy One-Person Fiber Cement Siding Installation!



Siding Gauge Adjustable

The All-in-One Siding Installation Tool is built with an adjustable 5/16" - 1/2" clamping range and an adjustable 4" - 8" (1/4" increments) facing range, allowing to quickly and easily hang different types of fiber cement siding and other lap siding of various widths. The SGA eliminates the need for multiple gauges, shims, and more than one person to complete the job.

SGA



FCG2
Overlap Gauges
U.S. Patent No. D525,492



Overlap Gauges

- Two gauges support entire length of plank and precisely gauge a standard 1-1/4 in. (31.2 mm) overlap, even on a bowed wall.
- Works on 5/16 in. (7.9 mm) fiber cement siding plank.
- Will not mar finish of pre-painted siding.
- Strong, One-Piece tempered spring steel construction.
- Scan the QR Code for a step-by-step video!




Facing Gauge



- Adjustable for precise 5, 6, 7, or 8 in. (127, 152, 178 or 203 mm) exposures. Gauging block easily snaps into desired position without use of tools or fasteners.
- Easy to grasp with one hand while steadying new plank for nailing.
- Manufactured of tough, solid, weather-resistant nylon material.
- May be used with Overlap Gauge for 1-person application.
- Scan the QR Code for a step-by-step video!

Speed Set Gauges

Speed Set includes one of each of Malco's FCFG overlap and FCG2 facing gauge for 5/16 in. (7.9 mm) fiber cement siding installation.



Specifications

One-Person Fiber Cement Siding Installation Tools			
Catalog Number	Description	Tool Length, in. (mm.)	Net Wt. oz. (g)
FCG2	Fiber Cement Siding Overlap Gauges (pair)	6 (152)	4 (114)
FCFG	Fiber Cement Siding Facing Gauge	10-7/8 (276)	2 (57)
FCMS	Speed Set Gauges	10-7/8 (276)	4 (114)
SGA	Siding Gauge, Adjustable	11.25 (286)	2.44 (69)



WARNING:

Fiber cement contains crystalline silica. Respirable silica contained in cutting dust is known to cause cancer.



Hidden Nail Cutter

The easiest way to cut hidden nails!



Malco's SNC Nail Cutter cuts hidden nails left over from removal of damaged or unwanted fiber cement siding plank without damaging overlapping plank. The Flat head with a beveled leading edge easily maneuvers under the edge of siding and into corners.


- Saves time and effort when replacing or salvaging siding, thin building materials, and windows.
- Flat head with beveled edges easily maneuvers under edge of material and reaches into corners to cut hidden nails without damaging material.
- Precision-ground, heat treated jaws and compound handle leverage combine to cut up to 16D common nails with a low force requirement.



SNC

Hidden Nail Cutter

Catalog Number	Description	Length in. (mm)	Net Wt. oz. (kg)
SNC	Hidden Nail Cutter	18.5 (47)	28 (.79)



Capable of cutting down to a 2 in. (50.8 mm) circle, or trimming 1/8 in. (3.2 mm) from edge of 5/16-in. (7.9 mm) siding plank.

REDLINE®

Fiber Cement Snip



Malco's FCSR Fiber Cement Siding Snip is designed to cut 5/16-inch (7.9 mm) siding plank. The FCSR Snip makes precise arc and trim cuts from any work position fast and easy. Hardened all-steel construction with rust-resistant nickel plating and a black oxide finish ensures long service life.



FCSR

Fiber Cement Siding Snip

Catalog Number	Description	Tool Length. in. (cm)	Net Wt. oz. (g)
FCSR	Fiber Cement Siding Snip	8-1/2 (21.6)	12 (340)

Replacement Spring

5018



WARNING:

Fiber cement contains crystalline silica. Respirable silica contained in cutting dust is known to cause cancer.



Cut straight or angled cuts!

Long-life nickel plated blade design with high leverage handle requires less force to produce clean cuts and minimal air-borne dust.

Straight or Angled Cuts!

Fiber Cement Siding Angle Cutter

Cut multiple angles in fiber cement siding with guillotine precision and minimal dust!

The Malco FCC7 Fiber Cement Siding Angle Cutter cuts multiple angles in Fiber Cement Siding with Guillotine Precision. The nickel plated blade design with a high leverage handle, requires less force to produce clean cuts with minimal air-borne dust. The blade is anchored above the large guillotine plate to allow clearance for cutting angles in 5/16 in. (8 mm) fiber cement planks up to 12 in. (305 mm) wide. The fold out feet on the bottom of the shear act as support extensions for the cutting operation. These legs also allow the FCC7 to be mounted on saw horses for optional workbench-level operation.

Specifications

Fiber Cement Angle Cutter		
Catalog Number	Description	Net Wt. lbs. (kg)
FCC7	Fiber Cement Angle Cutter	45 (20.4)



WARNING:

Fiber cement contains crystalline silica. Respirable silica contained in cutting dust is known to cause cancer.



FCC7

A 90° fence is included for straight cuts. Loosen knob to swing fence out of the way for angled cuts.

Stable welded frame will survive the most rugged job-site environments.

Fold-out feet act as support extensions.



Large guillotine work plate and open throat allows clearance for cutting any angle in 5/16 in. (8 mm) fiber cement planks up to 12 in. (305 mm) wide.

Fiber Cement Guillotine Shear

For Fast, Straight Cuts in 5/16 in. (8 mm) Fiber Cement Siding, with Minimal Dust!



**Fast
90°
Cuts!**



Malco by EDMA

FCC4

Fiber Cement Siding Guillotine

Catalog Number	Description	Net Wt. lbs. (kg)
FCC4	Fiber Cement Siding Guillotine	22 (9.98)



WARNING:

Fiber cement contains crystalline silica. Respirable silica contained in cutting dust is known to cause cancer.

The Malco FCC4 Guillotine Shear Cleanly cuts 5/16 in. (8 mm) fiber cement siding without distortion or compression. A large, stable support plate, with board stop, ensures straight, square cuts in 8-1/4 in. (210 mm) wide plank with minimal dust. No sharpening required! The durable, lightweight steel frame and high leverage design offer long service life, easy handling and smooth cutting operation.



Carbide Tipped!



Specifications

Fiber Cement Circular Saw Blades

Catalog Number	Description	Diameter in. (mm)	RPM	Teeth	Arbor in. (mm)
FCCB7	Fiber Cement Circular Saw Blade	7-1/4 (184)	8300	4	5/8 (15.9)
FCCB10	Fiber Cement Circular Saw Blade	10 (254)	5500	6	5/8 (15.9)
FCCB12	Fiber Cement Circular Saw Blade	12 (305)	4700	8	1 (25.4)



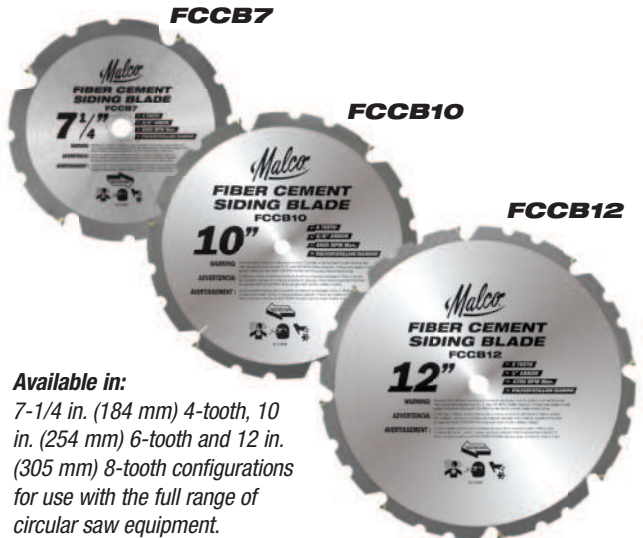
WARNING:

Fiber cement contains crystalline silica. Respirable silica contained in cutting dust is known to cause cancer.

Fiber Cement Circular Saw Blades

with Carbide Tips

For repetitive cuts in fiber cement with power miters or portable circular saws, Malco now offers specialized Circular Saw Blades with PCD (PolyCrystalline Diamond) faced carbide tips for longer life. A lower number of teeth and deeper gullets produce cleaner, more precise cuts resulting in an accurately matched trim edge and tighter seams. Perfectly tensioned, hardened tool-steel blade ensures a flat true run.



Available in:

7-1/4 in. (184 mm) 4-tooth, 10 in. (254 mm) 6-tooth and 12 in. (305 mm) 8-tooth configurations for use with the full range of circular saw equipment.



Easily cut thick or layered building materials including wood, wall tile, fiberglass, plastic and fiber cement siding including James Hardie® Wall Board

QUICK ACTION™

Carbide Tipped Hole Saws and Accessories

Quick Connect™ Arbor



HA3

Quick Change™ Pilot Drills



HH4
High Speed Steel

HH5
Carbide Tipped

Quick Release Set™ Arbor and Pilot Drill
U.S. Pat. No. 9,839,966



HHA5
Carbide Tipped

Specifications

Quick Connect Arbor

Catalog Number	Hex Opening mm	Thread Size in.	Use for Carbide Tipped Hole Saws
HA3	10	5/8 - 18	1-3/8—6-5/16 (35-160)

Quick Change Pilot Drills

Catalog Number	Drill	Hex Shank mm	Overall Length in. (mm)	Drill Chuck in. (mm)	Use with Arbor
HH4	HSS	10	7-3/4 (196)	1/2 (12.7)	HA3
HH5	CT	10	7-3/4 (196)	1/2 (12.7)	HA3

Quick Release Set - Arbor with Pilot Drill

Catalog Number	Drill	Hex Shank mm	Overall Length in. (mm)	Drill Chuck in. (mm)	Use for Carbide Tipped Hole Saws
HHA4	HSS	10	7-3/4 (196)	1/2 (12.7)	1-3/8—6-5/16 (35-160)
HHA5	CT	10	7-3/4 (196)	1/2 (12.7)	1-3/8—6-5/16 (35-160)

Important Note: New Catalog Numbers for Arbor, Pilot Drills, and Quick Release Sets are *not compatible or interchangeable* with any of these discontinued catalog numbers: HA1, HH1, HH2, HHA1, HHA2

WARNING:
Fiber cement contains crystalline silica. Respirable silica contained in cutting dust is known to cause cancer.

Quick Action Carbide Tipped Hole Saws

Catalog Number	Hole Diameter in. (mm)	Cutting Depth in. (mm)	Thread Size
HF1	1-3/8 (35)	2-1/4 (57)	5/8—18
HF2	1-7/8 (48)	2-1/4 (57)	5/8—18
HF3	2 (51)	2-1/4 (57)	5/8—18
HF4	2-3/8 (60)	2-1/4 (57)	5/8—18
HF5	2-1/2 (64)	2-1/4 (57)	5/8—18
HF17	2-9/16 (65)	2-1/4 (57)	5/8—18
HF6	2-3/4 (70)	2-1/4 (57)	5/8—18
HF7	3 (76)	2-1/4 (57)	5/8—18
HF8	3-1/2 (89)	2-1/4 (57)	5/8—18
HF18	3-5/8 (92)	2-1/4 (57)	5/8—18
HF9	4 (102)	2-1/4 (57)	5/8—18
HF10	4-1/8 (105)	2-1/4 (57)	5/8—18
HF11	4-1/2 (114)	2-1/4 (57)	5/8—18
HF19	4-5/8 (117)	2-1/4 (57)	5/8—18
HF12	5 (127)	2-1/4 (57)	5/8—18
HF13	5-1/4 (133)	2-1/4 (57)	5/8—18
HF14	5-1/2 (140)	2-1/4 (57)	5/8—18
HF15	6 (152)	2-1/4 (57)	5/8—18
HF16	6-5/16 (160)	2-1/4 (57)	5/8—18

Word Key: HSS - High Speed Steel CT - Carbide Tipped

Hole in One® HOLE SAW

A hole saw supplied with a dedicated arbor is always the right match, properly assembled and ready to use. BiMetal by Malco concentric construction ensures vibration-free cuts in any machinable metal, including tool steels and stainless. The variable 4/6 pitched tooth configuration milled into a high speed steel edge and micro-welded to a shatterproof alloy steel body easily tackles nail embedded wood. The generous 1-15/16 inch (49.2 mm) cup depth allows cuts in wooden studs, joists and door slabs in one pass.



- Shatter Proof
- High-Speed Steel

Bimetal hole saw with supplied arbor easily cuts metal, nail embedded wood, studs, joists and door slabs.



HSB Hole Saw Bit

High speed 1/4 inch (6.4 mm) replacement pilot drill bit fits both original Hole-in-One hole saw with built-in arbor and current 2-piece Hole-in-One with dedicated separate arbor. Generous 3-sided, 1-13/16 inch (30.2 mm) long flats ensure easy positioning of replacement pilot drill bit in the pass-through shank of original welded-on arbor and positive connection with arbor cap screw of either original or current arbor.

Specifications

Hole in One - Hole Saws					Recommended RPM Cutting Speeds				
Catalog Number	Diameter In. (mm)	Cup Depth In. (mm)	Bit Dia. in. (mm)	Teeth	Mild Steel	Stainless Steel	Tool and Cast Iron	Brass	Aluminum
					RECOMMENDED RPM Cutting Speeds				
H30	1-7/8 (47.6)	1-15/16 (49.2)	1/4 (6.4)	Variable Pitched 4/6 per in. (25.4 mm), milled hook*	180	90	120	240	270
H32	2 (50.8)	1-15/16 (49.2)	1/4 (6.4)	Variable Pitched 4/6 per in. (25.4 mm), milled hook*	170	85	115	230	255
H38	2-3/8 (60.3)	1-15/16 (49.2)	1/4 (6.4)	Variable Pitched 4/6 per in. (25.4 mm), milled hook*	140	70	95	190	220
H44	2-3/4 (69.9)	1-15/16 (49.2)	1/4 (6.4)	Variable Pitched 4/6 per in. (25.4 mm), milled hook*	125	60	80	160	185

Pilot Drill Bit

HSB 1/4 in. (6.4 mm) Hole Saw Bit - Length: 3-1/2 in. (88.9 mm) *All BiMetal Hole Saws sizes feature 4/6 variable pitch teeth for aggressive cutting in all machinable materials.

Vent Saws® are designed for cutting all types of hard and soft wood, and other non-ferrous materials

including plywood, composition board and siding. The Malco Vent Saw is helpful when fitting fresh air intakes through foundation plates, exterior siding or facing materials encountered in residential or light commercial installations of gas or oil fired furnaces. It also features easily replaceable alloy steel blades and a versatile one piece cast aluminum arbor/mandrel combination with a 7/16 in. (11 mm) pilot drill. The webbed mandrel allows easy plug removal and a built-in arbor eliminates the need for separate arbor attachments.



HSX 13 in. (330 mm) Arbor Extension

Specifications

Vent Saws		
Catalog Number	Description	Depth of Cut in. (mm)
HSW68	Vent Saw	2 (50.8)
HSW97	Vent Saw	2 (50.8)
HSRD	Replacement Pilot Drill	—
HSX	13 in. (330 mm) Arbor Extension fits Malco Vent Saw®	—

Replacement Blades	
Catalog Number	Description
HSW68	RBW68
HSW97	RBW97



WARNING:

Fiber cement contains crystalline silica. Respirable silica contained in cutting dust is known to cause cancer.



HSW68
7/16 in. (11.1 mm) pilot drill



25
Hog Ring
Capacity!

HRP5

◀ **Collapsible Magazine**
for easy storage

Commercial Grade Hog Ring Pliers

The Fastest System for Strong and Secure Hog Ring Installation to chain-link fencing

Designed to address the most stringent regulatory codes, this commercial grade hog ring pliers ensures uninterrupted operation to quickly install rings. Long handles save time and effort with plenty of leverage and reach. The 25-count strips of collated rings can be loaded into the pliers' symmetrical magazine from either direction. A plunger feed automatically sets up each ring. There is no need to manually rotate the magazine out of the way as the pliers' clinching mechanism brings the ring forward of the nose for easy access to tension wire and fence.



9 ga.
Aluminum



9 ga.
Galvanized Steel

HRA5

Aluminum Hog Rings, 9-ga. (3.8 mm)
Lightweight for Fast Installation

- Twice as strong as closest alternative.
- 6061-T94 or 5052-H38 alloy
- 25-piece loading strips with no sharp points are safe and easy to load.
- One 500 pack secures 1000 feet (305 m) of tension wire spaced at 24 in. (61 cm) intervals.

HRS5

Galvanized Steel Hog Rings, 9-ga. (3.8 mm)
Strong and Weather Resistant!

- Twice as strong as closest alternative.
- Class 3 coating per ASTM A641
- 25-piece loading strips with no sharp points are safe and easy to load.
- The only collated 9-ga. steel hog rings on the market.
- One 500 pack secures 1000 feet (305 m) of tension wire spaced at 24 in. (61 cm) intervals.

HRP5

Commercial Grade Hog Ring Pliers

Catalog Number	Description	Hog Ring Usage	Length in. (mm)	Weight lbs. (oz.)	For Tools	Material	Qty.	Crown in. (mm)	Opening in. (mm)	Inside Dia. in. (mm)	Thickness Gauge (mm)
HRP5	Hog Ring Pliers w / Mag.	HRA5 / HRS5	20 (50.8)	2.9 (1.32)	—	—	—	—	—	—	—

Steel and Galvanized Hog Ring Staples

HRS5	Hog Ring Staples	HRP5	Galvanized Steel	500	1-7/16 (37)	5/8 (16)	7/16 (11)	9 (3.8)
HRA5	Hog Ring Staples	HRP5	Aluminum Alloy	500	1-7/16 (37)	5/8 (16)	7/16 (11)	9 (3.8)

Replacement Part

HRP5RP	Replacement Plunger / Spring Assembly	HRP5
--------	---------------------------------------	------



HRP1

Hog Ring Pliers

Catalog Number	Description	Hog Ring Usage	Length in. (mm)	Net Wt. oz. (g)
HRP1	Hog Ring Pliers	HR1 / HR2	7 (178)	7 (198)

Fence Stapler

- Lightweight with easy spring actuated action
- Comfortable rubber-gripped handle
- Stop guide ensures proper hold on the hog ring
- 2 built-in wire cutters with 11-gauge (3 mm) capacity
- Compatible with HR1, HR1X, (5/8 in., 16 mm) and HR2 & HR2X (3/4 in., 20 mm) hog ring staples.



HRP1



HRP2

Hog Ring Pliers with Magazine

Catalog Number	Description	Hog Ring Usage	Length in. (mm)	Net Wt. oz. (g)
HRP2	Hog Ring Pliers with Magazine	HR2	7 (178)	15 (425)

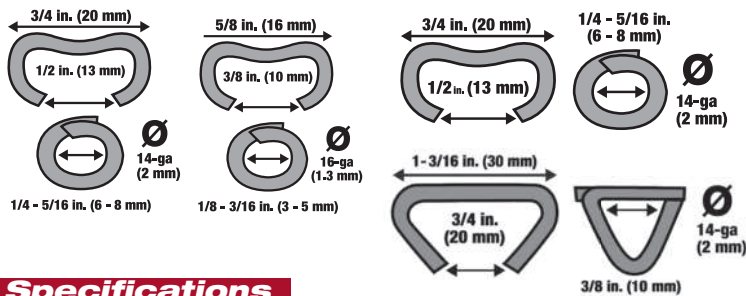
Fence Stapler with Magazine

- 50-staple magazine capacity
- Easy removal of magazine for less storage space
- 2 built-in wire cutters with 11-gauge (3 mm) capacity
- Compatible with HR2 & HR2X (3/4 in., 20 mm) hog ring staples



HRP2

Hog Ring Diameters and Ga.



Fence Stapler with Magazine

- Easy fit screw for fast removal of magazine.
- 50-staple magazine capacity
- Compatible with HR4 (1-3/16 in., 30 mm) hog ring staples



HRP4

Specifications

Hog Rings and Associated Tools

Catalog Number	Tools	Material	Qty.	Crown in. (mm)	Opening in. (mm)	Inside Dia. in (mm)	Thickness Gauge (mm)
HR1	HRP1	Galvanized Steel	1250	5/8 (16)	3/8 (10)	1/8-3/16 (3-5)	16 (1.3)
HR1X	HRP1	Galvanized Steel	250	5/8 (16)	3/8 (10)	1/8-3/16 (3-5)	16 (1.3)
HR2	HRP1/HRP2	Galvanized Steel	1000	3/4 (20)	1/2 (13)	1/4-5/16 (6-8)	14 (2)
HR2X	HRP1/HRP2	Galvanized Steel	200	3/4 (20)	1/2 (13)	1/4-5/16 (6-8)	14 (2)
HR4	HRP4	Galvanized Steel	500	1-3/16 (30)	3/4 (20)	3/8 (10)	14 (2)

HRP4

Hog Ring Pliers with Magazine

Catalog Number	Description	Hog Ring Usage	Length in. (mm)	Net Wt. oz. (g)
HRP4	Hog Ring Pliers with Magazine	HR4	7-3/8 (187)	16 (454)



Fencing Pliers

Malco's fencing pliers are available in a highly maneuverable 8-inch (203 mm) length or a high leverage 10-inch (254 mm) model.

Malco's durable fencing pliers design features three serrated jaw areas for gripping, pulling and tying fence wire. Also, three built-in wire cutter locations ensure easy access for cutting up to 9-gauge (3.8 mm) chain link fence or tensioning wire. A compact, rounded and tapered nose allows easy entry and reach into tight areas. Textured handle surfaces promote safe and sure control. And durable hardened all-steel construction offers long, dependable service life. Malco fence pliers offered in two sizes.

Specifications

Fencing Pliers

Catalog Number	Description	Tool Length in. (mm)	Net Weight oz. (kg)
FP1	8 in. Fencing Pliers	8 (203)	14 (0.40)
FP2	10 in. Fencing Pliers	10 (254)	20 (0.56)

8 in.

FP1

10 in.

FP2



FCP1

Multi-Purpose Fencing Pliers

Catalog Number	Description	Tool Length in. (mm)	Net Wt. oz. (g)
FCP1	Multi-Purpose Fencing Pliers	10-5/8 (270)	7 (198)

FCP1
Multi-Purpose Fencing Pliers

- Combination hammer, wire tensioner, staple remover, wire cutter, and splicer
- Two built in wire cutters
- Hammer face
- Claw to remove staples
- All steel body



FTC1

Hog Ring Pliers

Catalog Number	Description	Tool Length in. (mm)	Net Wt. oz. (g)
FTC1	Chain-Link Fencing Tensioners	9.5 (241)	16 (450)

FTC1
Chain-Link Fencing Tensioners

- For easy one-person installation of chain link fencing
- Set of two universal chain link fencing tensioners accommodates T-section or round posts



RRW6

Offset Ratcheting Wrench

Catalog Number	Description	12 Pt. Hex Sockets	Nominal Length	Net Weight
RRW6	Ratcheting Wrench, Offset	1/2 and 9/16 in.	6.75 in. (172 mm)	5 oz. (142 g)

RRW6
Offset Ratcheting Wrench

This versatile, compact and lightweight offset ratcheting wrench provides easy fastener access. Finger switches are easily accessible to change ratcheting direction. A 25 degree offset design maintains clearance between fingers and chain-link fabric. The 12-point box heads, at each end of the wrench, grasp standard U.S. 1/2 inch and 9/16 inch hex fasteners from multiple angles. Through-hole socket openings accommodate any fastener length. Designed for long service life, it exceeds ASME minimum torque requirements.





Vinyl Fence Notchers

Vinyl fence picket and rail notchers are designed specifically for use with vinyl fencing.

Malco VFN1 & VFN2 Vinyl Fence Notching Tools create 1/2 and 3/4 inch (13 and 19 mm) wide and 7/8 inch (22 mm) deep louver-shaped tabs in the end sections of vinyl fence pickets or rails. The resulting raised tabs facilitate a durable lock that prevents the picket or rail from pulling out of the joint opening in a rail or fence post during high winds or abrupt blows. Notcher performance is clean and precise in temperatures from 40 degrees F (-4.4 degrees C) to 120 degrees F (48.9 degrees C).



VFN1
Picket & Rail Notcher
1/2 in. (13 mm) wide,
7/8 in. (22 mm) deep

VFN2
Rail Notcher
3/4 in. (19 mm) wide, 7/8
in. (22 mm) deep



VFN1

Compound leverage and exclusive RedLine handles reduce the fatigue of repetitive motions.



Quickly lock rails and pickets in place.



VFN2

Easily create raised tabs on the job site.



The louver-shaped tabs create a durable lock that can withstand high winds and abrupt blows.

Specifications

Works in cold down to 40°F (4.4°C) and heat up to 120°F (48.9°C).

Vinyl Fencing Notchers						
Catalog Number	Description	Locking Tab Width in. (mm)	Tool Length in. (mm)	Net Weight oz. (g)	Lower Tab Height in. (mm)	Material in. (mm)
VFN1	Picket and Rail Notcher	1/2 (13)	9 (229)	14 (397)	1/8 (3) approx.	.05-125 (1-3)
VFN2	Rail Notcher	3/4 (19)	9 (229)	14 (397)	3/32 (2) approx.	.05-125 (1-3)



Vinyl-Cutting Circular Saw Blades

Cut through Vinyl Fence Posts with Ease!



VCB3EV
Aggressive cutting 12 in. (305 mm) blade with carbide tipped teeth for easy cuts in fence post. (not recommended for vinyl siding)



VCB2EV
10 in. (250 mm) circular blade fits most power miterers for making ultra smooth cuts.



VCB1
Versatile 7-1/4 in. (184 mm) blade is a must have for portable circular saws.

Specifications

Vinyl Cutting Circular Saw Blades					
Catalog Number	Description	Diameter in. (mm)	RPM	Teeth	Arbor in. (mm)
VCB1	Vinyl Cutting Saw Blade	7-1/4 (184)	6500	186	5/8 (15.875)
VCB2EV	Vinyl Cutting Circular Saw Blade	10 (250)	6500	248	5/8 (15.875)
VCB3EV	Vinyl Cutting Circular Saw Blade	12 (305)	5800	100	1 (25.4)

















Wood, Metal, Plaster & General Purpose

Reciprocating Saw Blades with BiMetal by Malco®

Reciprocating Saw Blades with BiMetal stack up better! For wood with nails, metal pipe, angles, and a variety of specialty applications from drywall to drain pipe, BiMetal by Malco stacks up best against the rest. These shatter proof blades are formulated from a premium metal composition consisting of a high speed steel cutting edge micro welded to a flexible high carbon steel back. Wood cutting BiMetal blades are available in a wide variety of profiles and tooth combinations to match cutting speed, plus control and maneuverability needed for the job.

Specifications: Wood Cutting and Plaster

Catalog Number	Nominal L x W x Thickness in. (mm)	Teeth per in. (25.4 mm)	Tooth Set	Tooth Form	Cutting Edge	Description / Application
WOOD CUTTING BiMetal By Malco™						
 4DL6	6 x 5/8 x .050 (152 x 15.9 x 1.27)	6	Alternate	Standard	Milled	DELUXE CONTOUR 4DL6 used for rough-in, contours in wood with nails.
 4KH6	6 x 3/4 x .059 (152 x 19.1 x 1.50)	5/7	Alternate	Variable / Standard	Milled	KEYHOLE PROFILE -- VARIABLE PITCH Varied tooth sizes permit an overall coarser pitch for aggressive cutting in wood with nails. 
 8KH7	9 x 3/4 x .049 (229 x 19.1 x 1.24)	5/7	Alternate	Variable / Standard	Milled	
 12KH8	12 x 3/4 x .049 (305 x 19.1 x 1.24)	5/7	Alternate	Variable / Standard	Milled	
 4KH8	6 x 3/4 x .049 (152 x 19.1 x 1.24)	8	Alternate	Standard	Milled	KEYHOLE PROFILE 4KH8 produces less vibration, smoother, cleaner cuts in wood with nails, composition board.
 4GT7	6 x 5/8 x .031 (152 x 15.9 x 0.79)	6	Alternate	Standard	Milled	STRAIGHT PROFILE 4GT7 used for smooth cutting in hard and soft wood, composition board.
WOOD CUTTING (High Carbon Steel)						
 4S6*	6 x 5/8 x .050 (152 x 15.9 x 1.27)	6	Alternate	Standard	Milled	SUPREME CONTOUR - FLEAM SHARPENED  Teeth are fleam sharpened (alternate ground set) for fast feeding, clean shearing action. 4S6 is fastest cutting blade for rough-in, contours in nail free wood. 4S8 used for rough-in, contours in wood with nails. *Blades available in standard 5 packs except where noted.
 4KH7	6 x 3/4 x .049 (152 x 19.1 x 1.24)	6	Alternate	Standard	Ground	KEYHOLE PROFILE - FLEAM SHARPENED  Teeth are fleam sharpened (alternate ground set) for fast feeding, clean shearing action. 4KH7 used for rough-in, mild contours in nail free wood.
 12KH7	12 x 3/4 x .049 (305 x 19.1 x 1.24)	6	Alternate	Standard	Ground	KEYHOLE PROFILE 12KH7 used for rough-in, mild contours in nail free wood.
 8PWB	8 x 3/4 x .050 (203 x 19.1 x 1.27)	Progr.	Alternate	Vari / Progr	Ground	PLUNGE CUT TIP - PROGRESSIVE PITCH Smaller teeth near blade shank and larger teeth at tip for faster cuts / longer life. 8PWB is a High Carbon Steel, PROGRESSIVE PITCH blade used for making fast, clean cuts in wood and composite material.
PLASTER BiMetal By Malco™						
 4P6	6 x 3/4 x .049 (152 x 19.1 x 1.24)	6	Alternate	"V"	Milled	STRAIGHT PROFILE - "V" TOOTH 60° angle "V" tooth cuts on both forward and backward stroke. 4P6 used for continuous cutting in plaster, sheetrock and metal lath.








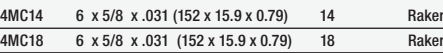




Select the Right Blades for the job!

Selecting the right blade for the job is critically important. Factors that should be considered are:

1. Type and hardness of material to be cut, which will determine the tooth form, thickness, and material composition of the blade to be used.
2. Size and variation in cross section of stock to be cut which dictates the pitch of the teeth (or teeth per inch) required, tooth set, and blade length.
3. Type of cut, whether straight, contour, or both, will determine blade width.

Specifications: Metal Cutting and General Purpose

Catalog Number	Nominal L x W x Thickness in. (mm)	Teeth per in. (25.4 mm)	Tooth Set	Tooth Form	Cutting Edge	Description / Application
METAL CUTTING BiMetal By Malco™						
 4TF14	6 x 3/4 x .031 (152 x 19.1 x 0.79)	14	Raker	Standard	Milled	STRAIGHT PROFILE - HIGH SPEED CUTTING 4TF14 used for metals, including stainless over 1/8 in. (3.2 mm.)
 4TF18	6 x 3/4 x .031 (152 x 19.1 x 0.79)	18	Raker	Standard	Milled	4TF18 used for 18 gauge (1.22 mm) to 1/8 in. (3.2 mm) metals.
 3MC24	4 x 3/4 x .031 (102 x 19.1 x 0.79)	24	Wavy	Standard	Milled	3MC24, 4MC24 used for metal sheet, pipe, and profiles under 18 gauge (1.22 mm).
 4MC24	6 x 3/4 x .031 (152 x 19.1 x 0.79)	24	Wavy	Standard	Milled	
 9MC10	9 x 3/4 x .050 (229 x 19.1 x 1.27)	10/14	Raker	Var. / Stan.	Milled	STRAIGHT PROFILE - VARIABLE PITCH 9MC10 used for pipe diameters to 4 in. (102 mm) O.D. *Note: Do not use to cut waste slack.
 6PMC	6 x 3/4 x .037 (152 x 19.1 x 0.94)	—	Wavy	Vari / Stan / Progr.	Milled	PLUNGE CUT TIP - PROGRESSIVE PITCH Smaller teeth near blade shank and larger teeth at tip for faster cuts / longer life. 6PMC is a BiMetal, PROGRESSIVE PITCH blade used for making fast, clean cuts in thick or thin material including non-ferrous metals, galvanized sheet metal, copper and steel pipe, and steel and aluminum profiles. This shatterproof blade offers maximum on-the-job performance and long service life.
METAL CUTTING High Speed Steel						
 4MC14	6 x 5/8 x .031 (152 x 15.9 x 0.79)	14	Raker	Standard	Milled	STRAIGHT PROFILE - HIGH SPEED CUTTING 4MC14 used for metals over 1/8 in. (3.2 mm) 4MC18 used for 18 gauge (1.22 mm) to 1/8 in. (3.2 mm) metals.
 4MC18	6 x 5/8 x .031 (152 x 15.9 x 0.79)	18	Raker	Standard	Milled	
METAL CUTTING HCS (High Carbon Steel)						
 8CG*	8 x 3/4 x .040 (203 x 19.1 x 1.02)	—	—	—	Carbide Grit	STRAIGHT PROFILE - CARBIDE GRIP CUTTING EDGE 8CG used for soil pipe, cast iron, ceramic tile and brick. *Note: Available as singles only.
GENERAL PURPOSE BiMetal By Malco™						
 8PAP	8 x 3/4 x .051 (203 x 19.1 x 1.30)	—	Wavy	Special Progr.	Milled	PLUNGE CUT TIP - PROGRESSIVE PITCH Smaller teeth near blade shank and larger teeth at tip for faster cuts / longer life. 8PAP is a BiMetal, PROGRESSIVE PITCH blade used for making fast cuts in wood, wood with nails, non-ferrous metals (including aluminum and brass), plastic and fiberglass. This durable blade offers outstanding performance in thick or thin materials.

Channel Shears

Malco Channel Shears cut through metal studs and runners faster and more economically than any other tool on the market!

Malco Channel Shears complete cuts in one easy stroke without deforming metal channel. Die assembly ensures cutting action is clean and precise. Hollow ground hardened steel blade can be resharpened or replaced. A 36 in. (91 cm) long handle provides additional leverage making cutting with this shear almost effortless. Lightweight and portable enough to be where you want it, when you want it. Shear features rugged all steel and bolt construction. Handle has comfortable red vinyl grips.



SRC24A



SRC24A

features a single installed die assembly with 3 channel sizes for cutting 1-5/8, 2-1/2, and 3-5/8 in. (41, 64, 92 mm) studs and matching runners.



SRC24A1 EV

features an installed die with 3 channel sizes for cutting 50, 70, and 92 mm studs and matching runners and an *Extra Die* for cutting 45, 64, and 95 mm studs and matching runners.



SRC24A2 SV

features an installed die with 3 channel sizes for cutting 51, 76, and 92 mm studs and matching runners and an *Extra Die* for cutting 45, 64, and 95 mm studs and matching runners.

Specifications

Channel Shears								
Catalog Number	Description	Variable Leverage Ratio (High / Low) throughout stroke	Stud & Runner Size Installed	Stud & Runner Size Included	Height in. (cm)	Length in. (cm)	Depth in. (cm)	Net Wt. lbs. (kg)
SRC24A	Compound Leverage Channel Shear	Shear Action (Punch)	1-5/8, 2-1/2, 3-5/8 in.	—	8 (20)	36 (91)	6 (15)	23 (10.43)
SRC24A1 EV	Compound Leverage Channel Shear	Shear Action (Punch)	50, 70, 92 mm	45, 64, 95 mm	8 (20)	36 (91)	6 (15)	23 (10.43)
SRC24A2 SV	Compound Leverage Channel Shear	Shear Action (Punch)	51, 76, 92 mm	45, 64, 95 mm	8 (20)	36 (91)	6 (15)	23 (10.43)
Capacities			Replacement Blades (All 3 Models)					
	Material	Galvanized Steel 20 Gauge	Galvanized Mild 20 Gauge	Replacement Blade (All 3 models)				
SRC24A	inches (mm)	0.040 in. (1.02 mm)	0.036 in. (0.91 mm)	10627	Field Replaceable: One replacement blade and two spacers.			
SRC24A1 EV	inches (mm)	0.040 in. (1.02 mm)	0.036 in. (0.91 mm)					
SRC24A2 SV	inches (mm)	0.040 in. (1.02 mm)	0.036 in. (0.91 mm)					



Enlarged Crimp Connection

PL1R

Punch Lock / Stud Crimper

Catalog Number	Description	Throat Depth in. (mm)	Net Wt. oz. (g)
PL1R	Punch Lock / Stud Crimper	1-1/2 (38.1)	16 (454)

Replacement Punch and Die

PLD1	Replacement Punch and Die
------	---------------------------



PL1R

Secures any width stud and runner without screws or other fasteners. Punch and die are easily replaceable. Maximum capacity 22 gauge stud and runner.

The PL1R Metal Stud Crimper features a unique punch and die shape that creates a rectangular crimp connection by bending over layered thicknesses of channel and stud at one time to form a sturdy bond without the use of fasteners. Lightweight and compact size allows the user to work overhead with ease. The tool body consists of a strong, die-cast aluminum "C" frame head and rust-resistant, nickel plated steel handles and parts stampings. The long-life punch and die are formed from tool steel and are also easily replaced on the job.



Work overhead and in tight corners!

CGPR

Ceiling Grid Punch

Catalog Number	Description	Punch in. (mm)	Variable Leverage Ratio (High / Low) throughout stroke	Punch / Frame	Length in. (mm)	Net Wt. oz. (g)
CGPR	Ceiling Grid Punch	1/8 (3.2)	6.7 to 1.0 - 8.4 to 1.0	Tool / Alloy Steel	9.5 (241)	16 (454)

Replacement Punch and Die

CGP18	1/8 in. (3.2 mm) Replacement Punch Only (Die is part of frame) for CGPR
-------	---

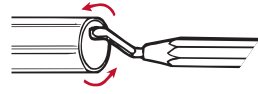


CGPR

Malco's unique Ceiling Grid Punch makes a clean 1/8 in. (3.2 mm) hole in up to three layers of 25 gauge (0.53 mm) ceiling grid.

Malco's Ceiling Grid Punch makes clean 1/8 inch (3.2 mm) holes in up to three layers of 25 gauge (0.53 mm) ceiling grid. The tool's slim, but strong, "C" shaped steel frame ensures lightweight, one hand operation and allows easy access into tight corners. It is ideal for punching through main tees and perimeter wall angle that is to be secured with blind rivets. A generous throat opening allows full operation from the edge of both standard 1 inch and 1/2 inch (25.4 and 12.7 mm) grid profiles..

De-burring Tool



R308

Pocket size, swivel reamer

Pocket size reamer deburrs nominal 1/4 in. (6.4 mm) or larger tubing and fittings. Freely rotating, hardened steel blade holds its edge in both copper and ABS/PVC plastic. Under 6 in. (152 mm) overall length.

Fitting Brushes



FB

For use with copper tubing

Carbon steel crimped fill handle and stem. Available in three different sizes.

Specifications

Catalog Number	Description	Diameter in. (mm)	Length in. (mm)	Net Wt. oz. (g)
R308	Pocket Size, swivel reamer	—	—	—
FB1/2	Copper Tube Fitting Brush	1/2 (12.7)	5/8 (15.9)	1 (28)
FB3/4	Copper Tube Fitting Brush	3/4 (19.1)	7/8 (22.2)	1 (28)
FB1	Copper Tube Fitting Brush	—1 (25.4)	1-1/8 (28.6)	1 (28)

Plumbers Roll



AC310

Brown cloth closed coat, 120 grit alum. oxide.


Abrasive cloth specifically designed for cleaning and preparing solder joint fittings

Creates a bite on metal surface for solder or paint. Aluminum oxide cutting grain rates 9.2 on MO scale (diamond=10). Flexible cloth back fits contours of any surface configuration and hard to reach areas. Long lasting urea resin bonding is water resistant.

Abrasive Mesh



AC5M



Actual Size of Weave

180 grit open mesh cleans with both sides,

Requires only light pressure, lasts twice as long as cloth. Scrim is nylon weave. Waterproof adhesive bonding. Will not clog, load, or break down.

Fin Straightening Tools

FST



FST2



Fin straightening tools with adjustable nylon combs

The FST tool straightens commonplace 8, 10, 12, or 14 fins per inch. Use the FST2 tool for straightening closely spaced 16, 18, 20, or 22 fins per inch. Both tools feature one-piece adjustable combs. The resilient nylon comb material will not damage the soft aluminum fins of condenser or evaporator units.

Heavy-Duty Tote Tray



1660

Perfect for hand tools and fasteners

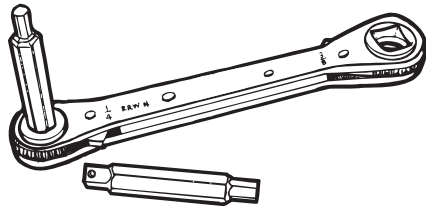
This heavy duty, crush proof tote tray is great for carrying hand tools and fasteners to the job site. Rust proof polypropylene body material is long wearing, lightweight, and portable. Three roomy compartments to accommodate all the tools you need. Comfortable hand grip rolls outside will not bite into palm of hand.

Specifications

Catalog Number	Description	Tubing O/D in. (mm)
AC310	1-1/2 in. x 10 yd. (38.1 mm x 9.14 m) brown roll	—
AC5M	1-1/2 in. x 5 yd. (38.1 mm x 4.57 m) mesh roll	—
FST	Fin Straightening tool for 8, 10, 12, or 14 fins per inch	—
FST2	Fin Straightening tool for 16, 18, 20, or 22 fins per inch	—

Tote Tray			
Catalog Number	Description	Nominal Dimensions (L x W x H)	Net Wt. lbs. (kg)
1660	Tote Tray	15 x 10 x 4-1/2 (38 x 25 x 11)	1.75 (0.79)

Refrigeration Ratchet Wrenches



5/16 & 3/16 in. Hex Key Wrench Inserts

These hex key inserts, with 1/4 inch square shanks, fit any Malco Refrigeration Wrench for easy ratcheting action when servicing hard-to-access valves in ACR condensing units.

* The RRW316C Hex Key Insert has a shorter 3/16 inch hex point which makes the 5/16 inch hex body also accessible as a hex key for many valve applications.

RRW316



3/16 in. hex tip with 1/4 in. square shank. 2-3/16 in. O/A length

RRW316C*



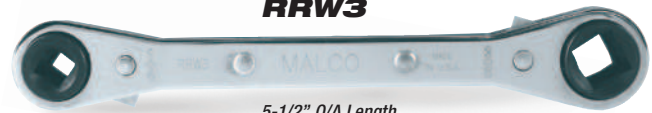
3/16 in. hex tip with 1/4 in. square shank. 2-3/16 in. O/A length

RRW516



5/16 in. hex tip with 1/4 in. square shank. 2-1/8 in. O/A length

RRW3



3/16", 1/4" Square 5-1/2" O/A Length 5/16", 3/8" Square

RRW4



3/16", 1/4" Square 6-7/8" O/A Length 1/2", 9/16" Hex

**RRW5
Offset Design**



3/16", 1/4" Square 5-3/8" O/A Length 5/16", 3/8" Square

OFFSET RATCHET WRENCH
SEE PAGE 99

Specifications

Refrigeration Ratchet Wrenches

Catalog Number	Description	Square Shank Diameter in.	Hex Key Diameter in.	O/A Lgth. in.
RRW4	Refrigeration Ratchet Wrench	1/4	1/2 & 9/16	6-7/8
RRW3	Refrigeration Ratchet Wrench	3/16, 1/4, 5/16 & 3/8	—	5-1/2
RRW5	Refrigeration Ratchet Wrench	3/16, 1/4, 5/16 & 3/8	—	5-3/8

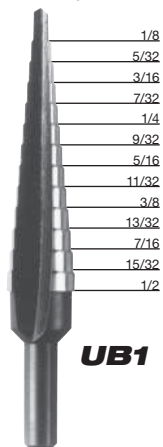
5/16 and 3/16 in. Hex Key Wrench Inserts

Catalog Number	Description	Square Shank Diameter in.	Tip Lgth. in.	Hex Key Diameter in.	O/A Lgth. in.
RRW516	Hex Key Ratchet Wrench Insert	1/4	—	5/16	2-1/8
RRW316	Hex Key Ratchet Wrench Insert	1/4	3/4	3/16	2-3/16
RRW316C*	Hex Key Ratchet Wrench Insert	1/4	1/2	3/16	2-3/16
RRW316 / 316C	Hex Key Ratchet Wrench Combo Kit	1/4	3/4 - 1/2	3/16	2-3/16

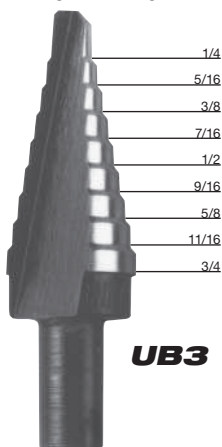
Step Drills

Drill hole sizes from 1/8 to 1 in. through sheet metal without burring, deforming stock, or threading drill bit. A unique double flute design assures the penetration of soft or thin materials at the proper speed.

Malco Step Drills actually deburr as they drill. Perfect for use as a "hole-opening" reamer. They can also be used for making round holes from slots or intersecting holes. Made of industrial grade high speed steel. Malco Step Drills are heat treated and tempered to assure maximum strength for long wearing rugged use. (Note: All sizes listed in inches).




UB1



UB3



UB11



UB20

Specifications

Step Drills

Catalog Number	Description	Depth Each Step (in.)	Elect. Drill Size (in.)	Pilot Hole Required (in.)
UB1	Drills 13 hole sizes from 1/8 to 1/2 in. diameter in 1/32 in. (0.79) increments.	1/8	3/8	No
UB3	Drills 9 hole sizes from 1/4 to 3/4 in. diameter in 1/16 in. increments.	1/8	3/8	No
UB11	Drills 11 hole sizes from 1/4 to 7/8 in. diameter for creating 1/2 in. knock outs.	N/A	3/8	No
UB20	Drills 8 hole sizes from 9/16 to 1 in. diameter in 1/16 in. increments.	1/8	3/8	1/2

Hex Key Folding Sets

Catalog Number	W19	W29	W45
Description	Small Pocket	Deluxe Pocket	Large Sizes
Handle Length	3-5/8 in.	4-1/4 in.	5-1/4 in.
Number of Keys	9	9	5
Hex Sizes - Width Across Flats (in.)			
	.050	—	—
	1/16	—	—
	5/64	5/64	—
	3/32	3/32	—
	7/64	7/64	—
	1/8	1/8	—
	9/64	9/64	—
	5/32	5/32	—
	3/16	3/16	3/16
	—	7/32	7/32
	—	1/4	1/4
	—	—	5/16
	—	—	3/8



W29

Produced from tough alloy steel.

Hex Corners of keys are sharp and clean. Finish is black oxide.

Flat spring holds keys in any work position.


Smooth zinc plated case can be used as handle for extra leverage.

Refrigeration Length Hex Keys

Available in 6 and 12 in. long series. Tough alloy steel with black oxide finish in clear storage tube.



W12
7 Piece Set
Big 12 in. Length



W6
9 Piece Set
6 in. Length



WBL12S

Ball Tip Wrench Set

Two tools in one!
Standard hex end for maximum torque.
Ball end for angles.
Tough alloy steel.
Black oxide finish.



Cushioned Gripped Hex Key Sets

Big 6 and 9 inch sets consist of 8 sizes: 3/32, 7/64, 1/8, 9/64, 5/32, 3/16, 7/32, and 1/4 in.

WT6SG

6 in. Long "T" Handle Keys
8 Sizes (3/32 - 1/4 in.)


WT9SG

9 in. Long "T" Handle Keys
8 Sizes (3/32 - 1/4 in.)

WT618G	1/8 in. T-Hex Key 6 in. long. Individual
WT918G	1/8 in. T-Hex Key 9 in. long. Individual
WT6532G	5/32 in. T-Hex Key 6 in. long. Individual
WT9532G	5/32 in. T-Hex Key 9 in. long. Individual
WT6316G	3/16 in. T-Hex Key 6 in. long. Individual
WT9316G	3/16 in. T-Hex Key 9 in. long. Individual

Specifications

Hex Key Sets		Individual 6 in. Long Wrenches	
Catalog Number	Description	WT618G	1/8 in. T-Hex Key 6 in. long
WBL12S	12 Piece Ball Tip Wrench Set	WT6532G	5/32 in. T-Hex Key 6 in. long
W19	9 Piece Hex Key Set (.050 - 3/16 in.)	WT6316G	3/16 in. T-Hex Key 6 in. long
W29	9 Piece Hex Key Set (5/64 - 1/4 in.)	9 in. Long "T" Handle Keys	
W45	5 Piece Hex Key Set (3/16 - 3/8 in.)	Catalog Number	Description
W6	6 in. 9 sizes: 5/64, 3/32, 7/64, 1/8, 9/64, 5/32, 3/16, 7/32, and 1/4 in.	WT9SG	9 in. Long T Handle Keys, 8 Sizes (3/32 - 1/4 in.)
W12	12 in. 7 sizes: 5/64, 3/32, 1/8, 5/32, 3/16, 7/32, and 1/4 in.	9 in. Long "T" Handle Keys	
Individual "L" 12 in. Long Hex Keys		WT918G	1/8 in. T-Hex Key 9 in. long
W12532	12 in. Long hex key size 5/32 in.	WT9532G	5/32 in. T-Hex Key 9 in. long
6 in. Long "T" Handle Hex Keys		WT9316G	3/16 in. T-Hex Key 9 in. long
WT6SG	6 in. Long T Handle Keys, 8 Sizes (3/32 - 1/4 in.)		



There's an easier way to remove stubborn screws.



SEK1
10 Piece Screw Extractor Kit



FJ6180

20 Piece Orifice Drill Set
Includes: PV1 Pin Vice



PV1

Use in hand or insert in drill chuck.
Pin Vice holds wire gauge drill sizes 61 to 80.

- Kit contains 10 pieces total, including: 5 straight-fluted, extra-bite, hardened alloy steel extractors (sizes #1-5) and 5 matched left-handed cobalt drill bits: 5/64, 7/64, 5/32, 1/4, and 19/64 inch.
- Use for screw and bolt diameters of 1/4 inch (M3) to 5/8 inch (M15).

Replacement Parts	
Catalog Number	Description
SE1	#1 Extr. & 5/64 inch Cobalt Drill Bit
SE2	#2 Extr. & 7/64 inch Cobalt Drill Bit
SE3	#3 Extr. & 5/32 inch Cobalt Drill Bit
SE4	#4 Extr. & 1/4 inch Cobalt Drill Bit
SE5	#1 Extr. & 19/64 inch Cobalt Drill Bit



Sheet Metal Drills

Sheet metal drills with 135° split point design bite into metal precisely where wanted - will not wander.



Double Ender Sheet Metal Drills

Two points for twice the life, twice the convenience! Available in bulk packs!

Specifications

Catalog Number	Description	Set Contents	Capacity	Length in.	
10 Piece Screw Extractor Kit					
SEK1	10 Piece Screw Extractor Kit	5 straight fluted, hardened alloy steel extractors (sizes #1-5) & 5 matched left-handed cobalt drill bits. (sizes above)	—		
20 Piece Orifice Drill Set					
FJ6180	20 Piece Orifice Drill Set	Wire gauges sizes for drilling or cleaning oil and gas orifices. Metal DRILDEX container. Sizes: 61 to 80. Includes pin vise.			
Pin Vise					
PV1	Pin Vise	—	Ga. sizes 61-80	2.25	
Sheet Metal Drills (Fractional Sizes)					
Catalog Number	Description	Decimal Equivalent	Length in.	Length of twist	Package Size
PFS1/8	Sheet Metal Drill Bit (Polished)	.1250	1-7/8	1/2	12
PFS3/4	Sheet Metal Drill Bit (Polished)	.1285	1-15/16	1/2	12
PFS1/4	Sheet Metal Drill Bit (Polished)	.2500	2-1/2	1/2	12
Double Ender Sheet Metal Drills					
DE1/8	Double Ender Sheet Metal Drill Bit (Polished)	.1250	2	1/2	12
DE1/8B	Bulk Pack Double Ender Sheet Metal Drill Bits (Polished)	.1250	2	1/2	144
DE30	Double Ender Sheet Metal Drill Bit (Polished)	.1285	2	1/2	12
DE30B	Bulk Pack Double Ender Sheet Metal Drill Bits (Polished)	.1285	2	1/2	144
DE9/64	Double Ender Sheet Metal Drill Bit (Polished)	.1406	1-15/16	1/2	12
DE3/16	Double Ender Sheet Metal Drill Bit (Polished)	.1875	2-3/16	1/2	12
DE1/4	Double Ender Sheet Metal Drill Bit (Polished)	.2500	2-1/2	1/2	12
NDE1/8	Double Ender Sheet Metal Drill Bit (Black Nitrided)	.1250	2	1/2	12
NDE30	Double Ender Sheet Metal Drill Bit (Black Nitrided)	.1285	2	1/2	12

Laminate Flooring Guillotine Shear

Quickly make square cuts in 5/16 in. (8 mm) laminate flooring.

Laminate flooring cut easier with Malco's Guillotine Shear for Laminate Flooring. The large stable plate with board-stop supports material to ensure square, straight cuts up to 8-1/4 in. (210 mm) long.

- No noisy operation
- No sharpening required
- Optimum leverage reduces fatigue
- Durable lightweight frame
- Cuts cleanly without distortion



FCC6

Guillotine Shear - Laminate Flooring

Catalog Number	Description	Flooring Capacity	Net Wt. lbs. (kg)
FCC6	Guillotine Shear - Laminate Flooring	5/16 in. (8 mm)	22 (9.98)

Utility Caulking Gun

CG10



Flexible / Lightweight Caulking Gun

CG12



- Compact design stores in a toolbox
- Handy puncture wire
- Ladder size hang hook

Easy Dispensing Caulking Gun

Designed for longer dispensing life

CG18




Includes puncture wire

Trigger adjustment screw compensates for normal wear to assure full dispensing stroke and extend tool life. Rotating barrel for maneuverability and easy caulk placement.

Professional Caulking Gun

Square Piston Design

CG20



Minimizes worker fatigue. User can regulate stroke to fit hand. Handy puncture wire folds inside handle.

Specifications

Caulking Guns

Catalog Number	Description	Cartridge Capacity	Cartridge Diameter	Length in. (mm)	Net Wt. oz. (g)
CG10	Utility Caulking Gun	1/10 gallon	2 (51)	8-1/2 (216)	17 (482)
CG12	Flexible / Lightweight Caulking Gun	1/10 gallon	2 (51)	8-1/2 (216)	25 (709)
CG18	Versatile, Easy Dispensing Caulking Gun	1/10 gallon	2 (51)	8-1/2 (216)	28 (794)
CG20	Utility Caulking Gun	1/10 gallon	2 (51)	8-1/2 (216)	28 (794)

Break-Away Knife

BAK



Positive blade locking mechanism and a forever-sharp break-away point.
Supplied with 1 BAKRB blade in handle.



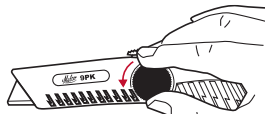
BAKRB (10 pack)
7 Point heavy duty break-away blades for model No. BAK.

Quick Open Utility Knife

9PK



"No tools" blade change is fast and easy with just a turn of the knob. Extra blades store in handle. Retractable blade advances to three locked cutting positions with aid of thumb button. Heavy duty, die-cast knife halves feature "integrated hinge" to eliminate lost or dropped parts. Contoured knife shape features "ergonomic safety grip". One blade supplied in retracting mechanism.



Twist knob to open



Displayed Open

Utility Knife

4PK



Die-cast heavy duty model comes complete with three double point blades. Safe, easy to operate, thumb action mechanism on top facilitates three cutting positions: fully extended, partially extended for carton opening, and intermediate.

Double Point Utility Blades

Extra durable, heavy gauge blades fit Malco 3PK, 4PK, 9PK knives & most other brands. Made of special alloy steel, precision ground to a fine cutting edge.

Quickly and safely dispense blades. Straight & Hook point blades are available in convenient 50 pack plastic dispenser.



UBS5 (5 pack)
UBS50 (50 pack)



UBH5 (5 pack)

Large hook points work great in multiple layers of asphalt shingles.

Specifications

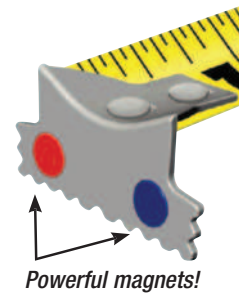
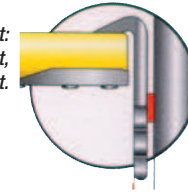
Utility Knives		Replacement Blades	
Catalog Number	Description	Catalog Number	Description
BAK	7 Point Break-Away Knife	BAKRB	Break Away Blades (10 pack, 7 points)
4PK	3 Position Utility Knife (top button)	UBS5	Straight Double Point Blades (5 pack carded)
9PK	Quick Open Utility Knife	UBS50	Straight Double Point Blades (50 pack dispenser)
		UBH5	Hook Point Blades (5 pack carded)

Magnetic Tape Measures

Malco's "Magnetic Tip" tape measures are ideal for every ferrous metal working project! A powerful magnet and self-supporting 1 in. (25.4 mm) wide blade makes one-person measurements and measuring elevations an easy task.



Zero commencement:
when hanging and pulling magnet,
deduct 1/16 in. from measurement.



Powerful magnets!

Non-Magnetic Tape Measures



Malco's non-magnetic tape measures offered in 25 in. and 30 in lengths. Both tape measures have a 1 in wide blade with a double riveted tip connection. A rubber-clad housing ensures toughness for everyday use.

Specifications

Tape Measures

Catalog Number	Description	Net Wt. oz. (g)	Catalog Number	Description	Net Wt. oz. (g)
T416M	1 in. x 16 ft. Magnetic Tip Tape Measure	10 (284)	CT425	1 in. x 25 ft. Tape Measure	13 (369)
T425M	1 in. x 25 ft. Magnetic Tip Tape Measure	14 (397)	CT430	1 in. x 30 ft. Tape Measure	16 (454)
T430M	1 in. x 30 ft. Magnetic Tip Tape Measure	17 (482)			

Rotary Percussion Bits



Use in any rotary or rotary percussion drilling device for unexcelled performance in brick, tile, granite, concrete, masonry and other similar hard and dense materials. Brazed tungsten carbide tips have 120° chamfer and are specially tempered for strength and long life.

Specifications

Carbide Tipped Rotary Percussion Bits

Catalog Number	Description	Nominal Overall Length (in.)	Bit Dia. (in.)	Shank Dia. (in.)
RP01	Carbide Tipped Rotary Bit	3	1/8	1/8
RP04	Carbide Tipped Rotary Bit	3-5/16	3/16	3/16
RP09	Carbide Tipped Rotary Bit	4	1/4	1/4
RP10	Carbide Tipped Rotary Bit	6	1/4	1/4

Electrical Pliers

Cutter / Stripper / Crimper

Up front scissors action strips copper wire clean and easily cuts sizes 10 thru 20.

Bolt cutters leave a perfect rethread. Plier nose features serrated jaw and slim profile for pulling and putting loops on wire. Crimps all insulated and non-insulated solderless terminals including 7-8 mm auto. Lifetime pivot point assures greater joint strength and adds easy, precise adjustment capability. Black oxide, satin finish steel. Extra large red vinyl cushion grips.



Specifications

Electrical Pliers

Catalog Number	Description	Capacities AWG	Capacities Metric (mm)	Capacities Bolt	Capacities Cutting	Crimping Gauge	Stripping Gauge	O/A Length in. (mm)	Net Weight oz. (g)
WSC8	Electrical Pliers Cutter / Stripper / Crimper	—	—	4-40 / 5-40 / 6-32	8-32 / 10-32 / 10-24	22-10 ga.	22-10 ga.	8-1/4 (210)	8 (226)

Aluminum Straight Edge Rule



48AR

Made from .125 thickness extruded aluminum. This 48 in. rule is 2 in. wide. Large and clear, easy to read, thermo-bonded red markings on gray finish. Can be read from either end. Graduations in eighths and sixteenths.

Tinner's Circumference Rules



48BS Semi-Flexible



48CR Heavy Duty

Standard bench rules with circumference readings for sheet metal work. Made from stainless steel which means they never need to be oiled. Fully etched markings are black filled for easy reading. 150 circumference inches in 1/8 in. increments both sides. Rules are 48 in. long x 1-1/4 in. wide.

Precision Multi-Use Combination Square



SCS12 12 in. with solid mounted vial

Use as a tri or miter square, height or depth gauge, or for striking parallel or right angle lines. A full view vial allows easy leveling or plumb work!

- 1/8, 1/16, 1/32 in., with cm and mm graduations permanently etched in stainless steel blade.
- Heavy-duty aluminum anvil has self-adjusting draw bolt for easy adjustment and set-up.
- Hardened steel scribe for making clean markings and lines stored in anvil.
- Precision-machined surfaces ensure accuracy.

Specifications

48 in. Straight Edge					
Catalog Number	Description	Upper Scale Graduations (in.)	Lower Scale Graduations	Graduations (in.)	Net Weight lbs. (oz)
48AR	48 in. Aluminum Straight Edge Rule	—	—	Increments to 1/16	1 (16)
48 in. Tinner's Circumference Rules					
48BS	48 in. Tinner's Circumference Rule (Semi-Flexible)	Increments to 1/16 both sides	150 circumference inches in 1/8 in. increments both sides	—	—
48CR	48 in. Tinner's Circumference Rule (Heavy-Duty)	Increments to 1/16 both sides	150 circumference inches in 1/8 in. increments both sides	—	—
Combination Square					
SCS12	Combination Square 12 in. with solid mounted vial	—	—	—	12 (340)

Professional Grade Aluminum Torpedo Level



- ### L9
- Professional grade solid aluminum frame.
 - Three easy-read vials with white surrounds.
 - V-grooved working edge for use on pipe and conduit.

Magnetic Aluminum Torpedo Level



- ### L9M
- Full length magnetic strip.
 - Professional grade solid aluminum frame.
 - Three easy-read vials with white surrounds.
 - V-grooved working edge for use on pipe and conduit.

Magnetic Tip Pocket Level



- ### L5
- Strong Magnetic pick-up tip.
 - V-Grooved edge fits pipe and conduit.
 - Use to check electrical boxes and thermostats.
 - Durable plastic molded frame.

Specifications

Levels				
Catalog Number	Description	Line Length in. (mm)	Number of Vials	Net Weight oz. (g)
L5	Pocket Level with Magnetic Tip	5 (127)	1	—
L9	9 in. Top Reading Torpedo Level	9 (229)	3	—
L9M	9 in. Top Reading Torpedo Level with Magnetic Base	9 (229)	3	—

10627 104
 12F 56
 12KH7 102
 12KH8 102
 127TCS 67
 1660 106
 18 60
 18F 56
 2DH 58
 2IN1 81
 24 60
 24F 56
 274TCS 67
 3MC24 103
 48AR 113
 48BS 113
 48CR 113
 4DL6 102
 4GT7 102
 4IN1 53
 4IN1i 53
 4KH6 102
 4KH7 102
 4KH8 102
 4MC14 103
 4MC18 103
 4MC24 103
 4P6 102
 4PK 111
 4S6 102
 4TF14 103
 4TF18 103
 5018 43
 6PMC 103
 75046 67
 8CG 103
 8KH7 102
 8PAP 103
 8PWB 102
 9MC10 103
 9PK 111
A
 A0 60
 A2 60
 A20 60
 A3 60
 A40 60
 A50 60
 A60 60
 AA42D 80
 AA42DW 80
 AA44D 80
 AA44DW 80
 AC310 106
 AC5M 106
 AV1 39
 AV2 39
 AV3 39
 AV6 39
 AV7 39
 AV8 39
 AV9 39
 AVM6 EV 40
 AVM7 EV 40


B
 BAK 111
 BAKRB 111
 BHE10 52
 BHE12 52
 BHE3 52
 BHE6 52
 BT131 19
 BT132 19
 BT133 19
 BT134 19
 BT141 19
 BT142 19
 BT143 19
 BT144 19
 BT153 19
 BT156 19
 BT163 19
 BT164 19
 BT231 19
 BT233 19
C
 C4R 79
 C5A2 31
 C5A2RD EV 31
 C5R 45
 C6R 45
 CB 28
 CB100 28
 CBB 28
 CDR 59
 CG10 110
 CG12 110
 CG18 110
 CG20 110
 CGP18 105
 CGPR 105
 CONNEXT1 48
 CONNEXT2 48
 CONNEXT3 47, 49
 CONNEXT4 47
 CONNEXT5 47
 CR18 81
 CRHREXKIT1 15
 CRHREXKIT2 15
 CS42D 80
 CT425 112
 CT430 112
 CUSTOM KITS 21
D
 D4AST 61
 D5100 61
 D5AST 61
 D6100 61
 D6AST 61
 D6HT100 61
 D6HTAST 61
 D7AST 61
 D7HT100 61
 D7HTAST 61
 D8AST 61
 D8HT100 61
 D8HTAST 61
 DB1 59

DE1/4 109
 DE1/8 109
 DE1/8B 109
 DE3/16 109
 DE30 109
 DE30B 109
 DE9/64 109
 DEFT 68
 DEFT1 68
 DK6S 85
 DR69 61
 DR70 61
 DR71 61
 DS1 57
 DS1C 57
 DS2 57
 DS3 57
 DSKR 20
 DSKRBP 20
E
 ER3 69
 ER41 81
 ER44 81
 ER45 81
 ER46 81
F
 FB1 106
 FB1/2 106
 FB3/4 106
 FBS1BX 62
 FBS2BX 62
 FBSN 62
 FBSN1 62
 FBSN2 62
 FBSNS 62
 FBSNW 62
 FCC4 93
 FCC6 110
 FCC7 92
 FCCB10 93
 FCCB12 93
 FCCB7 93
 FCFG 90
 FCG2 90
 FCMS 90
 FCP1 99
 FCSR 91
 FDC1 84
 FDC2 84
 FDC3 85
 FDS1 83
 FDSH 85
 FJ6180 109
 FP1 98
 FP2 98
 FS1DL 72
 FS1DS 72
 FS1N75 70
 FS1N165 70
 FS1W165 70
 FS1W215 70
 FS1W365 70
 FS2DL 72
 FS2DS 72




FS2F150 71
 FS2F200 71
 FS2F350 71
 FSBAG 70
 FSBAG2 71
 FSH1 70
 FSH2 70
 FSLR 70
 FST 106
 FST2 106
 FSXC 73
 FSXS 74
 FTC1 99
G
 GND 78
 GOP23UK 76
 GOP23XRB 76
 GOP23XUK 76
 GOP34UK 76
 GOP34XRB 76
 GOP34XUK 76
 GOPRB 76
 GOS1 EV 77
 GOS2 EV 77
 GOS3 EV 77
 GOS4 EV 77
 GOS5 EV 77
 GOSA1 EV 77
 GOT 76
 GOTRC 76
 GSG6 78
H
 H1100 61
 H30 95
 H32 95
 H38 95
 H44 95
 HA3 94
 HC1 28
 HC1B 29
 HC1D 29
 HC1E 29
 HC1G 29
 HC1H 29
 HC1I 29
 HC1K 29
 HC2 28
 HF1 94
 HF10 94
 HF11 94
 HF12 94
 HF13 94
 HF14 94
 HF15 94
 HF16 94
 HF17 94
 HF18 94
 HF19 94
 HF2 94
 HF3 94
 HF4 94
 HF5 94
 HF6 94
 HF7 94

HF8 94
 HF9 94
 HH4 94
 HH5 94
 HHA4 94
 HHA5 94
 HDD1 48
 HDD1S 48
 HDD1T 48
 HDD2 48
 HDD2S 48
 HDD2T 48
 HDD3 48
 HDD3S 48
 HDD3T 48
 HP18KR 58
 HPD18 58
 HPD316 58
 HR1 97
 HR1X 97
 HR2 97
 HR2X 97
 HR37 81
 HR4 97
 HRA5 96
 HRP1 97
 HRP2 97
 HRP4 97
 HRP5 96
 HRP5RP 96
 HRS5 96
 HSB 95
 HSRD 95
 HSW68 95
 HSW97 95
 HSX 95
 HW10X1/2Z 17
 HW10X1-1/2 17
 HW10X1Z 17
 HW10X2 17
 HW10X3/4Z 17
 HW12X2 17
 HW6X3/8Z 17
 HW6X3/8ZCL 17
 HW6X3/8ZMB 17
 HW6X3/8ZRB 17
 HW6X3/8ZW 17
 HW7X1/2Z 17
 HW7X1/2ZA 17
 HW7X1/2ZCC 17
 HW7X1/2ZCL 17
 HW7X1/2ZRB 17
 HW7X1/2ZW 17
 HW8X1/2Z 17
 HW8X1-1/2Z 17
 HW8X1-1/2ZW 17
 HW8X1Z 17
 HW8X1ZRB 17
 HW8X1ZW 17
 HW8X2Z 17
 HW8X2ZW 17
 HW8X3/4Z 17
 HW8X3/4ZRB 17
 HW8X3/4ZW 17

HW8X3ZW 17	MSH4XLC2 14	PC1 EV 66	SEK1 109	TX10XIP 51
J	MSH516 48	PFS1/4 109	SG10 68	TX15IP 51
JCC50R 87	MSH516I 51	PFS1/8 109	SG11 68	TX15XIP 51
JCC75R 87	MSH516T 49	PFS30 109	SGA 90	TX20IP 51
JCCR 87	MSHC 10	PH2IP 51	SH3 59	TX20XIP 51
L	MSHC1 10	PH2XIP 51	SH3V 59	TX25IP 51
L5 113	MSHC2 14	PH3IP 51	SL1R 45	TX25XIP 51
L9 113	MSHC3 12	PH3XIP 51	SL2R 79	TX27IP 51
L9M 113	MSHCM1 11	PL1R 105	SL5 86	TX27XIP 51
M	MSHCM2 11	PLD1 105	SL8R 86	TX30IP 51
M12A 35	MSHCM3 11	PO8X2ZW 17	SM1 64	TX30XIP 51
M12ARB 35	MSHCST 13	PS10X1/2Z 17	SM2 64	TY34 83
M12N 33	MSHCST3 13	PS10X3/4Z 17	SNC 91	TY4 82
M12NG 33	MSHL14 48	PS8X1/2Z 17	SRC24A 104	TY48 83
M12NRB 33	MSHL14I 51	PT1 66	SRC24A1 EV 104	TY4G 82
M14A 35	MSHL14T 49	PV1 109	SRC24A2 SV 104	TY6 82
M14N 33	MSHL38 48	PWS1 63	SRT2 89	U
M14NRB 33	MSHL38I 51	PWS2 63	SRT2B 89	UB1 107
M15 41	MSHL516 48	PWSK1 62	SS42D 80	UB11 107
M2000S 37	MSHL516I 51	R	SS43D 80	UB20 107
M2001 37	MSHL516T 49	R308 106	SS44D 80	UB3 107
M2002 37	MSHL716 48	RB400 67	SS46D 80	UBH5 111
M2003 37	MSHL716I 51	RBW68 95	STKMR 20	UBS5 111
M2004 37	MSHLC 10	RBW97 95	STKMRBP 20	UBS50 111
M2005 37	MSHLC1 10	RD6 53	T	UC1 65
M2006 37	MSHML14 48	RH4 59	T416M 112	ULC10 41
M2007 37	MSHML14I 51	RH4V 59	T425M 112	ULV10 88
M9 41	MSHML516 51	RP01 112	T430M 112	ULV10RB 88
MB48A 54	MSHML516I 51	RP04 112	TB1 21	V
MB48B 55	MSHMLC 10	RP09 112	TBP33 21	VCB1 89, 101
MB48B2 55	MSHMLC1 10	RP10 112	TC127 67	VCB2 EV 89, 101
MB48B3 55	MSHMLC2 14	RRW3 107	TC174 67	VCB3 EV 101
MB48B4 55	MSHMLC3 12	RRW316 107	TC274 67	VFN1 100
MBH14 52	MSHMLCM1 11	RRW316/316C 107	TC312 67	VFN2 100
MBL 54	MSHMLCM2 11	RRW316C 107	TC400 67	W
MBLP2 52	MSHMLCM3 11	RRW4 107	TNP2CL 78	W12 108
MBLP3 52	MSHXL14 48	RRW5 107	TNP2R 78	W12532 108
MBLP4 52	MSHXL14I 51	RRW516 107	TNP2S 78	W19 108
MBSP2 52	MSHXL14T 49	RRW6 99	TNP3S 78	W29 108
MC12A 35	MSHXL38 48	RW127 67	TNP3SB 78	W45 108
MC12L 33	MSHXL38I 51	RW274 67	TNP3SH 78	W6 108
MC12LRB 33	MSHXL516 49	RW732 85	TR18 60	WBL12S 108
MC12N 33	MSHXL516I 51	S	TR42 60	WN100 61
MC12NG 33	MSHXL516T 48	S10 68	TS1 24	WSC8 112
MC12NRB 33	MSHXL 10	S11 68	TS1RB 24	WT618G 108
MC12ARB 35	MSHXL1 10	S2R 43	TSCG 23	WT6316G 108
MC14A 35	MSHXL1C1 10	S3R 43	TSCM 25	WT6532G 108
MC14N 33	MSHXL1C2 14	S5R 43	TSCMRB 25	WT6SG 108
MC14NRB 33	MSHXL1C3 12	S6R 43	TSDC 23	WT918G 108
MC14ARB 35	MSHXL1CST 13	S9R 43	TSF1 27	WT9316G 108
MCCB7 69	MSHXL1CST3 13	SC1 61	TSF1RBN 27	WT9532G 108
MD10 41	MSHXL1CM1 11	SC2 79	TSF2 27	WT9SG 108
MD12 41	MSHXL1CM2 11	SC3R 45	TSF2RBN 27	
MS12 81	MSHXL1CM3 11	SCS12 113	TSHD 23	
MS12RK 81	MV12 88	SCSRC1 75	TSHDRB 23	
MS12RS 81	MV12RB 88	SCSRC1RB 75	TSM 24	
MSH14 48	N	SD1 52	TSMDB 24	
MSH14I 51	N1R 45	SD1IP 51	TSNS1 25	
MSH14T 49	N2R 45	SD1XIP 51	TSNS1RB EV 25	
MSH2XLC2 14	NDE1/8 109	SD2 52	TSS1 26	
MSH38 48	NDE30 109	SD2IP 51	TSS1RB EV 26	
MSH38I 51	NHP1R 86	SD2XIP 51	TSV1 26	
MSH3XLC2 14	P	SDX1 52	TSV1RB 26	
	PA1012 17	SDX2 52	TX10IP 51	
	PA810 17			



www.malcotools.com



Malco TOOL BOOK

TOOLS, FASTENERS, AND DRIVERS

Malco

14080 State Hwy 55 NW • PO Box 400
Annandale, MN 55302-0400, U.S.A.

©2023

www.malcotools.com



YOUR AUTHORIZED MALCO DEALER