

S2000 & S2020

Residential Steam Humidifiers



BENEFITS

The Field Controls S2000-LH and S2020-LH Steam Humidifiers stand as a universally compatible solution, suitable for integration with nearly all makes and models of forced air systems, making it especially well-suited for those utilizing heat pumps. The steam humidifier operates in response to humidity demands, rather than limiting its function to heating calls alone. This ensures homeowners experience uninterrupted comfort, as humidity can be introduced into the indoor environment whenever needed via the forced air system.

FEATURES

- Automatically drains to keep the tank clean
- Onboard computer monitors all functions
- Two models - 120 volt and 220 volt
- Interlocking wiring for fan control
- LEDs for system readout
- Replaceable sacrificial anode
- Optional water filter
- Reliable copper heating element

HOW IT WORKS

Designed for peak efficiency and unwavering reliability, the Field Controls steam humidifier features an integrated control system that seamlessly handles routine maintenance while continuously monitoring operation safety. This system incorporates an automatic flush mechanism that effectively drains the humidifier every 24 hours of operation. The water pan only refills when there's a demand for humidity, ensuring an uninterrupted flow of fresh water. This proactive approach to maintenance acts as a preventative measure, keeping the pan clean and the water consistently fresh.



DEALING WITH HARD WATER ISSUES?

Hard water can pose a significant challenge when it comes to maintaining the longevity and efficiency of your humidifier. However, the Z100 anode offers an ingenious solution. Functioning as a sacrificial metal within the system, the Z100 anode attracts and captures the minerals present in hard water. By doing so, it prevents these minerals from adhering to and potentially damaging the critical components inside the humidifier. This not only extends the lifespan of your humidifier, but also ensures that it continues to operate effectively, even in areas with hard water conditions.

When you face hard water problems, you can rely on the Z100 anode to be their humidifier's guardian. Its sacrificial action not only saves them from costly repairs but also contributes to improved indoor air quality by maintaining the optimal functioning of the humidifier.

COMFORT & HEALTH

Optimal humidity levels in your home play a crucial role in enhancing indoor air quality, thereby contributing to your overall well-being and the comfort of your living space. According to the recommendations from the Environmental Protection Agency (EPA), maintaining the appropriate indoor relative humidity (RH) levels, ideally falling within the range of 40% to 60%, can help mitigate the adverse effects associated with subpar indoor air quality.

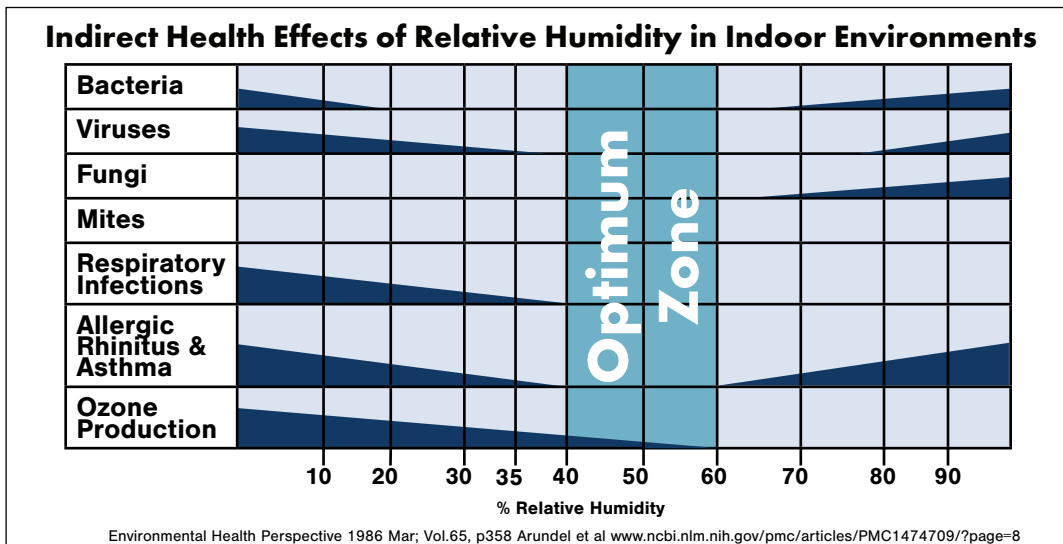
Excessive humidity within your home can foster mold, bacteria, viruses, fungi, and dust mites. Insufficient humidity can create a favorable environment for viruses and bacteria, potentially leading to issues such as nosebleeds, uncomfortable skin irritation, breathing difficulties, and allergic reactions. Achieving the right balance is key to ensuring a healthier and more comfortable indoor environment for you and your family.

PROTECT YOUR HOME

Maintaining the ideal humidity levels in your home is essential to safeguarding its structural integrity and preserving the beauty of your furnishings. Extreme fluctuations, whether too low or too high, can inflict permanent damage on your floors, walls, and cherished possessions. When humidity dips to excessively low levels, precious items like wood furniture, floors, cabinets, and delicate musical instruments suffer from drying out. This can result in cracks, warping, and an overall loss of luster, diminishing their lifespan and aesthetic appeal. Soaring humidity levels create a breeding ground for mold and mildew, posing a threat to both your health and home.

INDOOR HUMIDITY'S ROLE

Indoor relative humidity levels, though often overlooked, exert a profound influence on our health that extends beyond mere comfort. These indirect health effects can subtly impact our well-being in various ways.



















SIZING A HUMIDIFIER

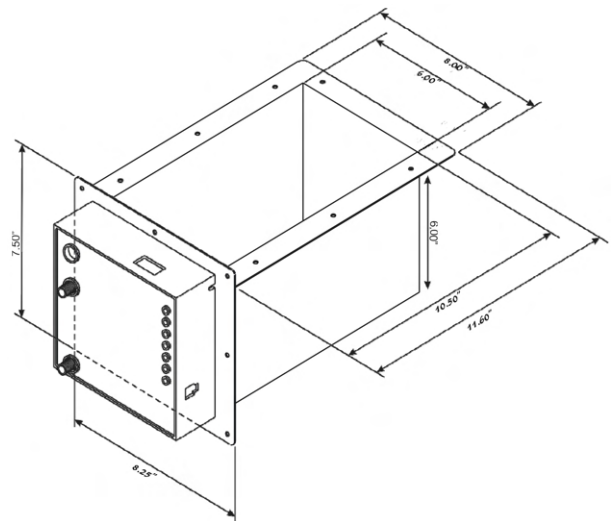
- Calculate the total cubic feet of your home
 - Total home square feet x Average ceiling height
- Calculate humidity load requirement in pounds per hour (lbs/hr)
 - Total cubic feet of your home x Preferred indoor RH% factor
 - Multiply result by 1.05 for each fireplace
- Converting (lbs/hr) to gallons per day (gpd)
 - Humidity load (lbs/hr) x 2.88 Factor = Gallon per day (gpd)

INDOOR AIR TEMP °F	PREFERRED INDOOR RH% FACTOR			
	35%	40%	45%	50%
68°	0.00015	0.00018	0.00021	0.00024
70°	0.00017	0.00020	0.00023	0.00026
72°	0.00019	0.00022	0.00025	0.00028

MODELS & SPECIFICATIONS

ACCESSORIES			
	MODEL NUMBER	PART NUMBER	DESCRIPTION
	WH-100	090478A0001	Water Hammer Arrester - Used to eliminate pipe noise.
	APD	090558A0001	Air Proving Device - Proves airflow before engaging heating element. A split core current sensing relay will monitor the on/off status of any blower motor. Insures humidifier only operates when your fan is functioning.
	WC-25	094021A0205	Water Cartridge Unit - Helps reduce mineral build up. Lasts for one season.
	IDB	094021A0204	Internal Duct Bracket - Permanent mounting bracket makes servicing quicker and easier.
	UBD	094021A2041	Under Duct Bracket - Permanent mounting bracket makes servicing quicker and easier.
	TCO-257	46645200	Bimetallic Thermal Cutoff - Electrical safety device that interrupts electric current in case of overload. Opens at a high temperature and re-closes when the temperature drops.
	CW-125	46100000	ClearWave® Conditions hard water without the expense and hassle of salt, chemicals, or traditional hard water systems. Attacks hard water particles with electro-magnetic waves, treating the entire water system in your home and helping prevent and reduce hard water problems.

REPLACEMENT PARTS LIST			
	MODEL PART NUMBER		PART DESCRIPTION
	S2000-LH	S2020-LH	
	2120	-	120 Volt Heater Assembly
	-	2240	240 Volt Heater Assembly
	2001	2001	24 Volt Solenoid Valve Assembly
	2002	2002	Thermistor Probe Assembly
	2003	2003	Water Level Probe Assembly
	2010	2011	Circuit Board Assembly
	2006	2006	Drain Valve Assembly
	2007	2007	Tank Baffle
	2008	2008	Insulation Kit
	Z100	Z100	Replacement sacrificial anode. Lasts one full season.



RESIDENTIAL STEAM HUMIDIFIER SPECIFICATIONS							
Model	Output Capacity (gallons per day)	Voltage	Watts	Amps	Hz	Plenum Opening (Inches)	Weight (lbs)
S2000-LH	16	120 VAC	1.4	11.6	-	6 x 6	9
S2020-LH	23	220 VAC	2.0	8.5	-	6 x 6	9