



PRO³ TOP MOUNT PACKAGED REFRIGERATION SYSTEM

Technical Guide
Now including DOE compliant models

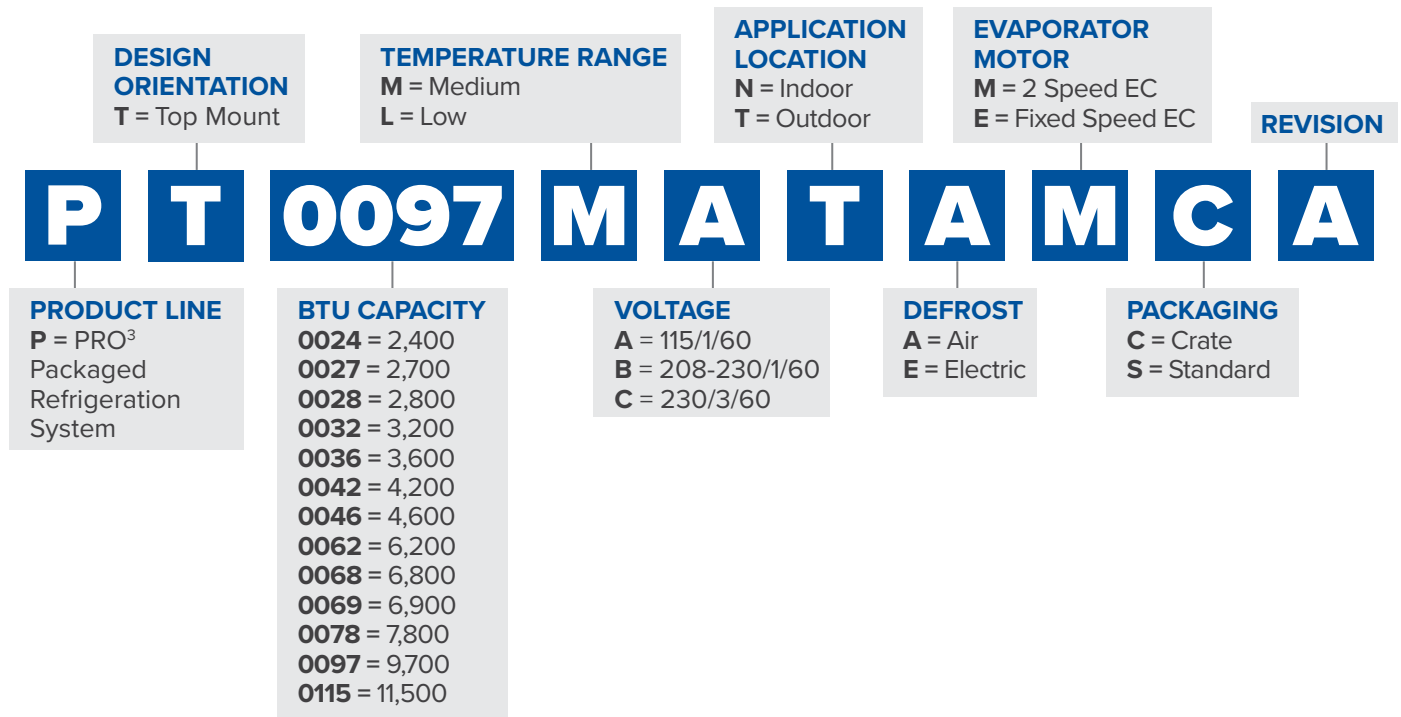




TABLE OF CONTENTS

- 2** Nomenclature
- 3** Features & Benefits
- 4** Performance Data
 - 4** Air & Electric Defrost
Medium Temperature (R-448A)
 - 4** Electric Defrost
Low Temperature (R-448A)
- 5** AWEF Data
 - 5** AWEF Medium & Low Temperature
- 6** Electrical Data
- 8** Replacement Parts
- 9** Dimensional Drawings

NOMENCLATURE



FEATURES & BENEFITS

The **PRO³** Top Mount packaged refrigeration system combines evaporator and condensing unit into one unit expediting installation time and reducing refrigerant charge — saving time, money and energy.

This packaged system is designed to maximize storage space inside walk-in coolers or freezers and is ideal for small- to medium-sized restaurant and convenience store applications.

System is fully-assembled, evacuated, charged, run-tested and wired at the factory. No additional components are required.

AESTHETICS

- Stucco-aluminum finish

PERFORMANCE

- Maximum vertical storage capacity
- Ideal for holding temperature
- Medium-temp air and electric defrost
- Low-temp electric defrost

ENVIRONMENTALLY FRIENDLY

- Pre-charged with R-448A refrigerant to meet CARB & US Climate Alliance requirements

RELIABLE | DURABLE

- Liquid-line filter drier (Medium and large cabinet only)
- Two-year parts warranty

ENERGY EFFICIENCY

- P1 units use single speed EC Evaporator motors
- P2 & P3 units use 2 speed EC Evaporator motors
- P2 & P3 units use single speed EC Condenser motors (except PT0046M uses PSC)
- P2 & P3 units use a Microchannel condenser for higher efficiency & corrosion protection


EASE OF INSTALLATION

- Pre-charged with refrigerant
- No refrigerant piping required
- Evaporative condensate pan (indoor units only)
- All units get a removable top panel with latches
- All P1 & select P2 & P3 units come with a power cord

CONTROLS

- Microprocessor control

OUTSTANDING FEATURES



AIR & ELECTRIC DEFROST

Medium Temperature/Cooler (R-448A)

Model	80°F Ambient		90°F Ambient		95°F Ambient		100°F Ambient		110°F Ambient	
	Box Temperature									
	35°F	38°F	35°F	38°F	35°F	38°F	35°F	38°F	35°F	38°F
PT0024MAN#ESA	2,520	2,640	2,380	2,510	2,310	2,420	2,230	2,340	2,080	2,180
PT0028MAN#ESA	2,930	3,070	2,770	2,920	2,670	2,820	2,590	2,720	2,430	2,590
PT0032MAN#ESA	3,380	3,530	3,210	3,360	3,090	3,270	3,010	3,180	2,830	2,990
PT0046MAN#M§A	4,640	4,910	4,410	4,660	4,290	4,550	4,150	4,400	3,860	4,110
PT0046MBN#M§A	4,820	5,140	4,550	4,820	4,430	4,680	4,290	4,540	4,000	4,250
PT0068MB*#M§A	7,120	7,460	6,770	7,150	6,620	7,020	6,460	6,740	6,000	6,360
PT0078MB*#M§A	8,240	8,660	7,760	8,270	7,720	8,060	7,460	7,720	7,060	7,380
PT0097MB*#M§A	9,980	10,390	9,560	10,100	9,370	9,900	9,120	9,560	8,600	8,980
PT0097MC*#M§A	10,030	10,450	9,730	10,190	9,430	9,980	9,190	9,770	8,660	9,090
PT0115MB*#M§A	11,830	12,490	11,510	12,160	11,240	11,850	10,890	11,460	10,180	10,690
PT0115MC*#M§A	12,070	12,570	11,580	12,080	11,330	11,850	10,990	11,560	10,270	10,780

ELECTRIC DEFROST

Low Temperature/Freezer (R-448A)

Model	80°F Ambient			90°F Ambient			95°F Ambient			100°F Ambient			110°F Ambient		
	Box Temperature														
	0°F	-10°F	-20°F	0°F	-10°F	-20°F	0°F	-10°F	-20°F	0°F	-10°F	-20°F	0°F	-10°F	-20°F
PT0027LB*EM§A	3,450	2,830	2,350	3,270	2,730	2,230	3,200	2,680	2,210	3,110	2,590	2,110	2,960	2,430	2,010
PT0036LB*EM§A	4,550	3,710	2,960	4,360	3,570	2,800	4,250	3,460	2,740	4,150	3,340	2,690	3,860	3,120	2,480
PT0042LB*EM§A	5,420	4,440	3,520	5,210	4,220	3,390	5,100	4,110	3,230	4,890	3,980	3,170	4,570	3,670	2,900
PT0062LB*EM§A	7,900	6,470	5,190	7,670	6,170	4,870	7,450	6,030	4,830	7,130	5,880	4,710	6,810	5,480	4,340
PT0062LC*EM§A	7,910	6,470	5,200	7,610	6,170	4,870	7,440	6,030	4,830	7,290	5,880	4,710	6,810	5,480	4,340
PT0069LB*EM§A	8,650	7,180	5,780	8,350	6,860	5,600	8,150	6,680	5,500	7,850	6,500	5,220	7,390	6,030	4,960
PT0069LC*EM§A	8,650	7,180	5,780	8,360	6,860	5,610	8,160	6,690	5,500	7,850	6,500	5,220	7,390	6,040	4,960

Notes:
 # A = Air defrost, E = Electric defrost
 * N = Indoor, T = Outdoor
 § C = Crate, S = Standard

AWEF DATA – MEDIUM TEMPERATURE

Walk-In Cooler (R-448A)

If model has a numerical value in the table below, the following statement applies:

This refrigeration system is designed and certified for use in walk-in cooler applications

Model	Indoor	Outdoor
PT0024M	—	X
PT0028M	—	X
PT0032M	—	X
PT0046M	5.61	X
PT0068M	5.61	7.60
PT0078M	5.61	7.60
PT0097M	5.61	7.60
PT0115M	5.61	7.60

AWEF DATA – LOW TEMPERATURE

Walk-In Freezer (R-448A)

If model has a numerical value in the table below, the following statement applies:

This refrigeration system is designed and certified for use in walk-in freezer applications

Model	Indoor	Outdoor
PT0027L	2.04	2.89
PT0036L	2.11	2.94
PT0042L	2.17	2.98
PT0062L	2.32	3.08
PT0069L	2.38	3.13

Notes:

X = Model not available in outdoor

— = Model is not DOE AWEF compliant

ELECTRICAL DATA

All Models

Model	Defrost	Voltage	MCA	MOPD	Unit Amps	Evaporator CFM	Plug Supplied	Matching NEMA Receptacle	Dimensions Figure	Aprox. Net Weight	
										Lbs.	kg
PT0024MANEE§A	E	115/1/60	8.8	15	7.0	180	YES	5-20R	1	90	41
PT0024MANAE§A	A	115/1/60	8.3	15	6.9	180	YES	5-20R	1	90	41
PT0028MANEE§A	E	115/1/60	9.3	15	7.7	180	YES	5-20R	1	92	42
PT0028MANAE§A	A	115/1/60	9.3	15	7.7	180	YES	5-20R	1	92	42
PT0032MANEE§A	E	115/1/60	9.7	15	8.0	180	YES	5-20R	1	94	43
PT0032MANAE§A	A	115/1/60	9.7	15	8.0	180	YES	5-20R	1	94	43
PT0027LBNEM§A	E	208-230/1/60	8.5	15	7.1	330	YES	6-15R	2	215	98
PT0036LBNEM§A	E	208-230/1/60	10.9	15	9.2	550	YES	6-15R	2	220	100
PT0042LBNEM§A	E	208-230/1/60	12.4	20	10.4	550	YES	6-20R	2	225	102
PT0046MANEM§A	E	115/1/60	12.9	20	10.9	330	YES	5-20R	2	195	88
PT0046MBNEM§A	E	208-230/3/60	7.4	15	6.3	330	YES	6-15R	2	195	88
PT0046MANAM§A	A	115/1/60	12.9	20	10.9	330	YES	5-20R	2	195	88
PT0046MBNAM§A	A	208-230/1/60	7.4	15	6.3	330	YES	6-15R	2	195	88
PT0068MBNEM§A	E	208-230/1/60	9.3	15	8.0	550	YES	6-15R	2	215	98
PT0068MBNAM§A	A	208-230/1/60	9.3	15	8.0	550	YES	6-15R	2	215	98
PT0078MBNEM§A	E	208-230/1/60	9.7	15	8.2	500	YES	6-15R	2	220	100
PT0078MBNAM§A	A	208-230/1/60	9.7	15	8.2	500	YES	6-15R	2	220	100
PT0027LBTEM§A	E	208-230/1/60	9.4	15	8.0	330	NO	—	2	230	104
PT0036LBTEM§A	E	208-230/1/60	10.9	15	9.2	550	NO	—	2	235	107
PT0042LBTEM§A	E	208-230/1/60	12.4	20	10.4	550	NO	—	2	240	109
PT0068MBTEM§A	E	208-230/1/60	9.3	15	8.0	550	NO	—	2	230	104
PT0068MBTAM§A	A	208-230/1/60	9.3	15	8.0	550	NO	—	2	230	104
PT0078MBTEM§A	E	208-230/1/60	9.7	15	8.2	500	NO	—	2	245	111
PT0078MBTAM§A	A	208-230/1/60	9.7	15	8.2	500	NO	—	2	245	111
PT0062LBNEM§A	E	208-230/1/60	19.5	30	16.5	825	NO	—	3	275	125
PT0062LCNEM§A	E	208-230/3/60	14.7	20	12.6	825	NO	—	3	275	125
PT0069LBNEM§A	E	208-230/1/60	19.8	30	16.7	825	NO	—	3	275	125
PT0069LCNEM§A	E	208-230/3/60	14.0	20	12.1	825	NO	—	3	275	125
PT0097MBNEM§A	E	208-230/1/60	14.5	20	12.3	610	YES	6-20R	3	260	118
PT0097MCNEM§A	E	208-230/3/60	12.3	15	10.5	610	NO	—	3	260	118
PT0097MBNAM§A	A	208-230/1/60	14.5	20	12.3	610	YES	6-20R	3	260	118

Notes:
§ C = Crate, S = Standard

ELECTRICAL DATA

All Models (cont.)

Model	Defrost	Voltage	MCA	MOPD	Unit Amps	Evaporator CFM	Plug Supplied	Matching NEMA Receptacle	Dimensions Figure	Aprox. Net Weight	
										Lbs.	kg
PT0097MCNAM§A	A	208-230/3/60	12.3	15	10.5	610	NO	—	3	260	118
PT0115MBNEM§A	E	208-230/1/60	18.5	25	15.6	825	YES	6-20R	3	260	118
PT0115MCNEM§A	E	208-230/3/60	15.9	25	13.6	825	NO	—	3	260	118
PT0115MBNAM§A	A	208-230/1/60	18.5	25	15.6	825	YES	6-20R	3	260	118
PT0115MCNAM§A	A	208-230/3/60	15.9	25	13.6	825	NO	—	3	260	118
PT0062LBTEM§A	E	208-230/1/60	19.5	30	16.5	825	NO	—	3	295	134
PT0062LCTEM§A	E	208-230/3/60	14.7	20	12.6	825	NO	—	3	295	134
PT0069LBTEM§A	E	208-230/1/60	19.8	30	16.7	825	NO	—	3	295	134
PT0069LCTEM§A	E	208-230/3/60	14.0	20	12.1	825	NO	—	3	295	134
PT0097MBTEM§A	E	208-230/1/60	14.5	20	12.3	610	NO	—	3	280	127
PT0097MCTEM§A	E	208-230/3/60	12.3	15	10.5	610	NO	—	3	280	127
PT0097MBTAM§A	A	208-230/1/60	14.5	20	12.3	610	NO	—	3	280	127
PT0097MCTAM§A	A	208-230/3/60	12.3	15	10.5	610	NO	—	3	280	127
PT0115MBTEM§A	E	208-230/1/60	18.5	25	15.6	825	NO	—	3	280	127
PT0115MCTEM§A	E	208-230/3/60	15.9	25	13.6	825	NO	—	3	280	127
PT0115MBTAM§A	A	208-230/1/60	18.5	25	15.6	825	NO	—	3	280	127
PT0115MCTAM§A	A	208-230/3/60	15.9	25	13.6	825	NO	—	3	280	127

Notes:
§ C = Crate, S = Standard



www.interlinkparts.com
800.686.7278

Right source. Right parts. Right now.

InterLink™ is your link to a complete line of dependable and certified commercial refrigeration parts, accessories and innovative electronic controls for all Larkin equipment. At InterLink, we provide our wholesalers with a comprehensive selection of product solutions and innovative technologies for the installed customer base. And every product is built to ensure the same high performance standards with which all Heatcraft Refrigeration Products brands are built — backed by a dedicated team to serve every customer need, delivering at the best lead times in the industry.

Dependable. Versatile. Courteous.

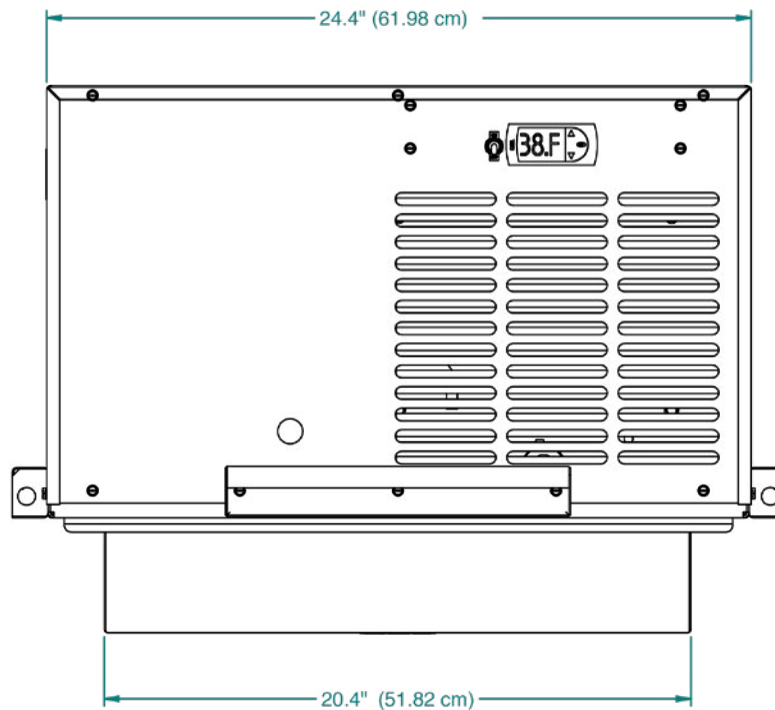
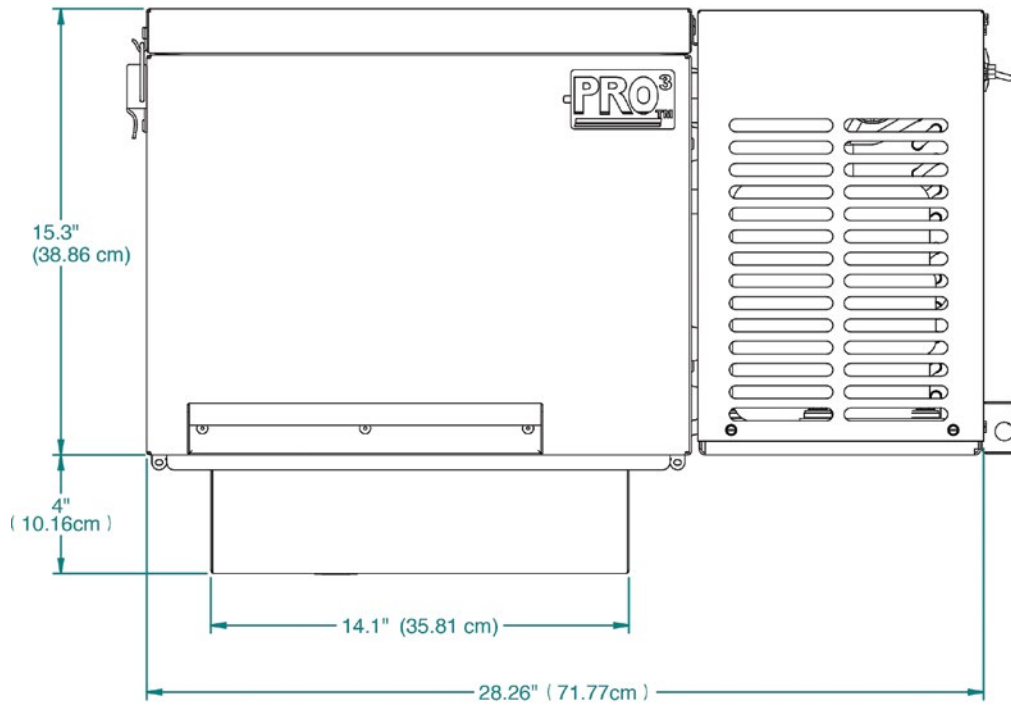
Finally, one simple source for all your replacement needs from a name you can trust.

REPLACEMENT PARTS

Model	Cabinet, Voltage/Phase				
	P1, 115/1	P2, 115/1	P2, 230/1	P3, 230/1	P3, 230/3
Motor - Condenser	25308501	25308501	25322404	25322404	25322404
Motor - Evaporator	25319301	25329001	25329101	25329101	25329101
Fan blade - Condenser	22900601	5110E	22901601	22901601	22901601
Fan blade - Evaporator	23100501	22901901	22901901	22901901	22901901
Motor Mount - Condenser	23101101	23103301	23106101	23106101	23106101
Motor Mount - Evaporator	23101401	23103301	23103301	23103301	23103301
Contactors	2252303	2252303	R034915200	R034915200	2259996
Temperature Controller	21301101	21301101	21301001	21301001	21301001
Room Temp Sensor	28913702	28913702	28913702	28913702	28913702
Defrost Temp Sensor	28913701	28913701	28913701	28913701	28913701
Heater Limit Thermostat	5708L	5708L	5708L	5708L	5708L
Defrost Heaters	24751901	24712101	4312F	4313F	4313F
Fan Pressure Control	N/A	N/A	28917302	28917302	28917302
Fan Temp Control	N/A	N/A	N/A	5521R	5521R
Drain Line Heater	N/A	N/A	24753401	24753401	24753401
Drain Line Heater T'stat	N/A	N/A	28917401	28917401	28917401
Weatherhood	N/A	N/A	59332801	50087601	50087601

DIMENSIONAL DRAWINGS

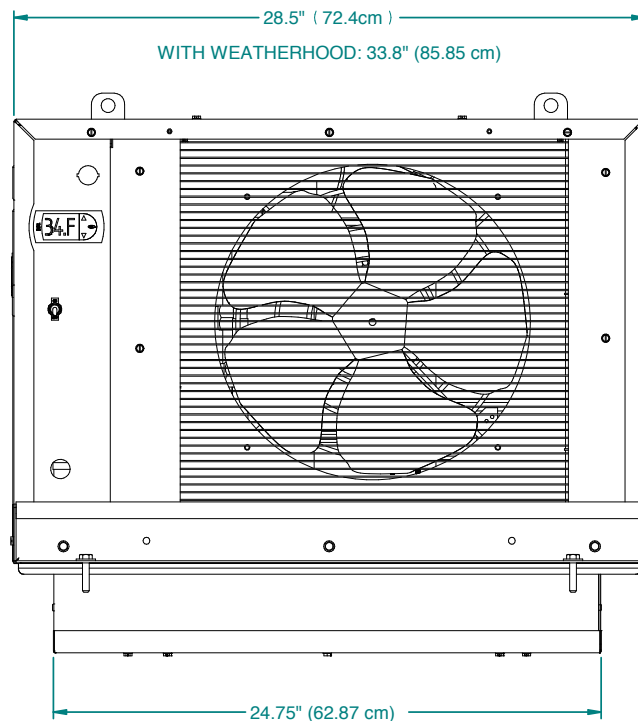
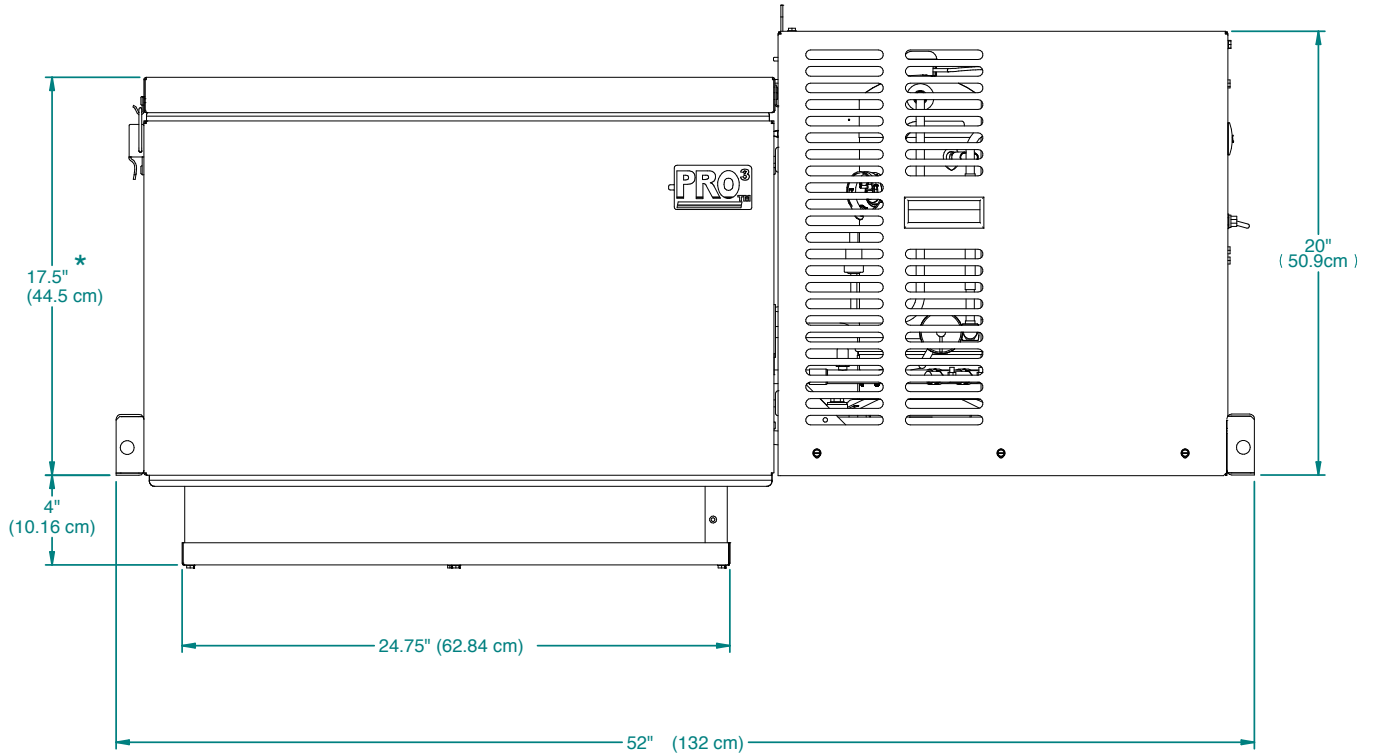
FIGURE 1
P1 CABINET DESIGN/INDOOR ONLY



14.25" X 20.75" PANEL OPENING REQUIRED FOR EVAPORATOR SECTION OF "P1" CABINET SIZES.

DIMENSIONAL DRAWINGS

FIGURE 2
P2 CABINET DESIGN

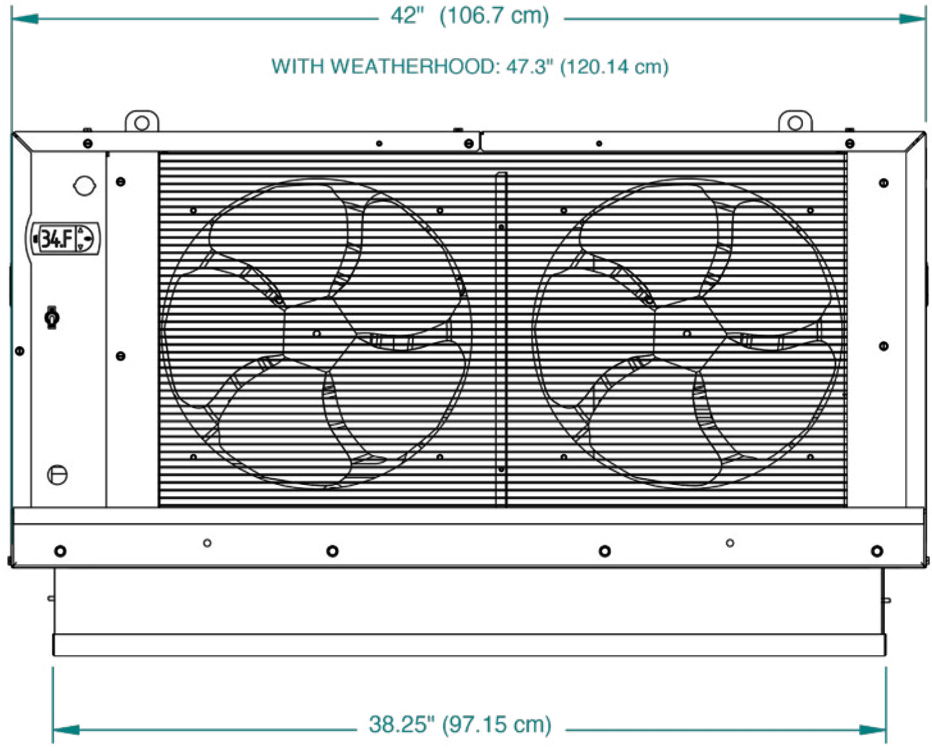
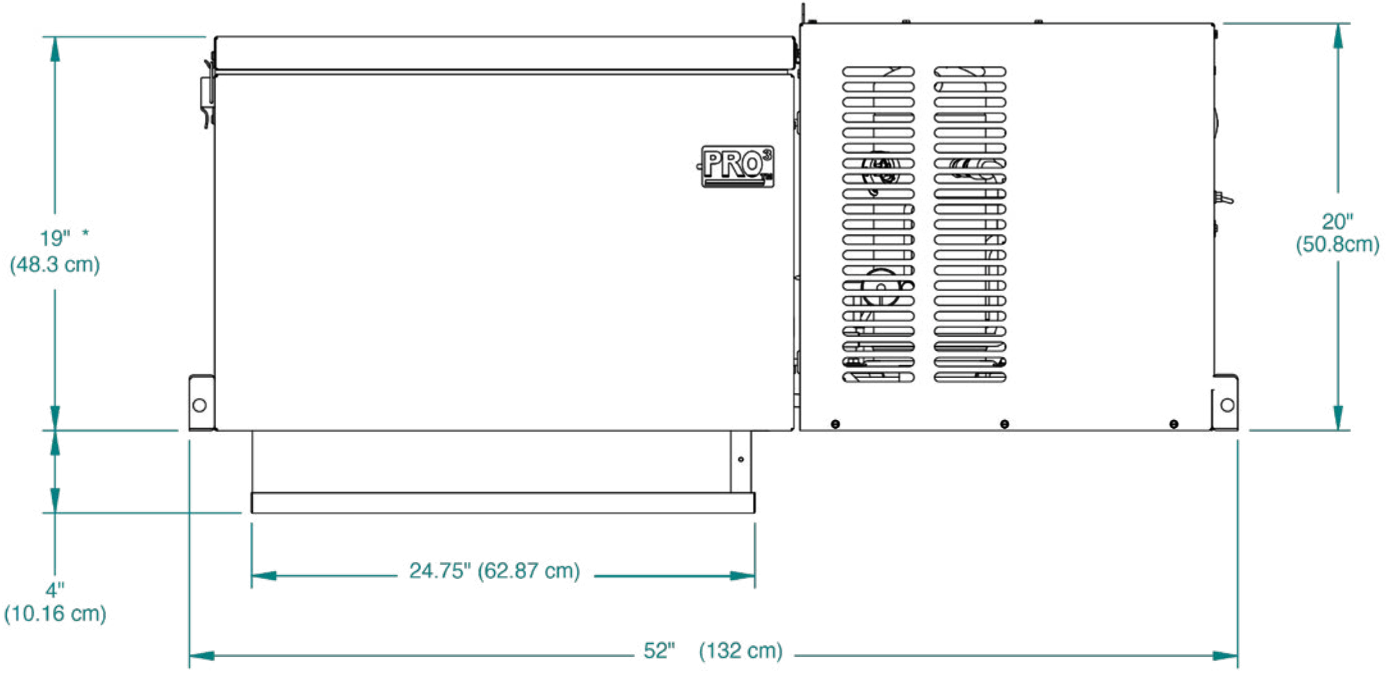


25"X25" PANEL OPENING REQUIRED FOR EVAPORATOR SECTION OF "P2" CABINET SIZES.

* - 23.5" (59.69 cm) ON OUTDOOR MODELS WITH WEATHERHOOD

DIMENSIONAL DRAWINGS

FIGURE 3
P3 CABINET DESIGN



25"X38.5" PANEL OPENING REQUIRED FOR EVAPORATOR SECTION OF "P3" CABINET SIZES.
* - 25.5" (64.77 cm) ON OUTDOOR MODELS WITH WEATHERHOOD



2175 West Park Place Blvd.

Stone Mountain, GA 30087

Phone: 800.537.7775 · Fax: 770.465.5900

heatcraftprd.com

Since product improvement is a continuing effort, we reserve the right to make changes in specifications without notice.

LK-PROTB-0520 | Version 001

©2020 Heatcraft Refrigeration Products LLC