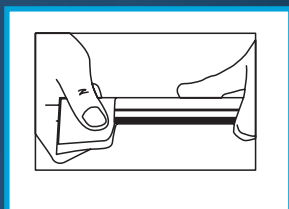


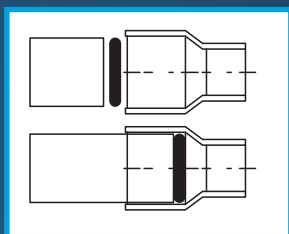
AVAILABLE IN THESE CONVENIENT SIZES:

Part Number	Item Description
RF15250	SS15 - 1/4 Joint Ring x 25 PKG
RF15375	SS15 - 3/8 Joint Ring x 25 PKG
RF15500	SS15 - 1/2 Joint Ring x 25 PKG
RF15625	SS15 - 5/8 Joint Ring x 25 PKG
RF15750	SS15 - 3/4 Joint Ring x 25 PKG
RF15875	SS15 - 7/8 Joint Ring x 25 PKG
RF151125	SS15 - 1 1/8 Joint Ring x 10 PKG
RF15VAR	SS15 - Tubing Joint Ring Variety Pack

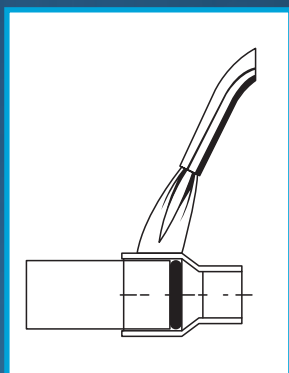
3 EASY STEPS FOR A TIGHT, LEAK- PROOF JOINT



1. Clean the tube, pipe and fittings to be brazed.



2. Place the Ring of Fire inside the coupling and insert the tube. Be sure the ring is at the bottom and touches the end of the tube.



3. Heat the tube and coupling, applying heat to all the parts.

Heat will transfer throughout the part and draw the alloy through the capillary space. The molten braze will appear around the top of the coupling for easy visual verification of the completed braze.

Read the complete instructions inside the package and refer to the Material Safety Data Sheet (MSDS) before use.

