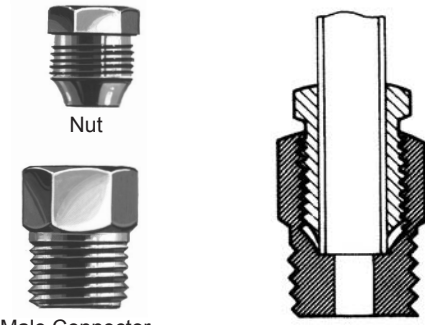
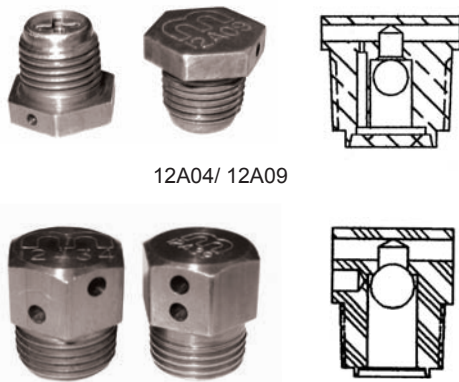




# MAXITROL




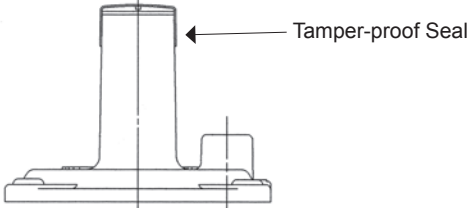
## Accessories for Gas Pressure Regulators

All Maxitrol accessories have been designed for universal acceptance among utilities. These accessories can be ordered installed in the regulator, or by bulk quantity. When ordering, indicate part number, name, and size (if any). Include quantity of units desired.

Vent Tube Connector	
 <p>Nut</p> <p>Male Connector</p>	<p>Threaded sleeve: Two piece assembly where the nut is tightened inside male connector.</p> <p><b>No. 11A03</b> - connects 1/8" female pipe thread to 1/8" O.D.tubing.  <b>No. 11A04</b> - connects 1/8" female pipe thread to 1/4" O.D. tubing.</p> <p>Threaded sleeve nut: For RV20V  <b>No. 11A08</b> - 5/16-24 threaded sleeve nut for 1/8" O.D. tube.</p> <p>Compression fitting: Where nut and sleeve are slipped over tubing and tightened into fitting body.  <b>No. 11A05-42</b> - connects 1/4" female pipe thread to 1/4" O.D. tubing.  <b>No. 11A05-61</b> - connects 1/8" female pipe thread to 3/8" O.D. tubing.  <b>No. 11A05-63</b> - connects 3/8" female pipe thread to 3/8" O.D. tubing.  <b>No. 11A05-64</b> - connects 1/2" female pipe thread to 3/8" O.D. tubing.</p>
Vent Limiting Means	
 <p>12A04/ 12A09</p> <p>12A34/ 12A39</p>	<p>Optional automatic vent limiting device - ball check permits unobstructed inhalation for fast regulator - diaphragm response on opening cycle, but limits gas escapement to within ANSI standards should a diaphragm rupture. When using the vent limiting device, regulator must be mounted in a horizontal upright position for best performance.</p> <p><b>No. 12A04</b> - CSA and CE certified for 14" w.c.  Color - brass. 1/8" NPT. Use on RV48, RV52, RV53, RV61, R400(S), R500(S), R600(S) regulators.</p> <p><b>No. 12A09</b> - CSA and CE certified for 2 psi (LP) and 5 psi (natural) with 325-3, 325-3L.  Color - green. 1/8" NPT.</p> <p><b>No. 12A34</b> - CSA certified with RV81. Color - brass. 3/8" NPT.  <b>Consult with Maxitrol regarding vent limiter use.</b></p> <p><b>No. 12A39</b> - CSA and CE certified for 2 psi (LP) and 5 psi (natural) with 325-5A, 325-5AL. Color - brass. 3/8" NPT.  <b>Satisfies ANSI Standards for both natural and LP gas.</b></p>
Vent Limiting Orifice	
 <p>12A06</p>	<p><b>No. 12A06</b> - Color - brown. Orifice hole is on side of body, under head. Fixed orifice equally limits inhalation and escapement. Use on RV48, RV52, RV53, RV61, R400(S), R500(S), R600(S) regulators.</p> <p><b>Satisfies ANSI Standards for both natural and LP gas.</b></p>
Pressure Tap Connector	
	<p><b>No. PF10</b> - Pressure tap connector installed as part of the control. It is a hose fitting incorporating a captured sealing means for testing inlet and outlet pressures. This eliminates the need for a special barb fitting.</p>

**Caution:** Vent limiters are not recommended for use in models RV91, RV111, RV131, and 210 Series. Consult Maxitrol regarding vent limiter use in model RV81.

Vent Dampener	
	<p><b>No. KVOP-4</b> - Used on 325-7.</p> <p><b>No. KVOP-3</b> - Used on 325-5.</p>

<b>Dust Cap</b>	
	Use in vent opening to prevent blockage of breather hole from dust or other foreign particles.  <b>No. 13A09</b> - for 1/8" NPT vent. Press in plastic cap.
<b>Vent Protectors</b>	
	Designed for outdoor applications. Use in vent opening to protect breather hole from rain, snow, dust or insects. <i>Note: Vent protector <b>MUST</b> be mounted in an upright position.</i>  <b>No. 13A15, 13A15-5</b> - for 1/8" NPT vent. For outdoor use in 325-3, 325-3L, RV48, RV52, RV53, RV61, RV81, R500S and R600S. <b>Not a vent limiting device.</b> <b>Consult Maxitrol regarding other configurations.</b>
<b>Vent Screen</b>	
	Brass, 40 mesh screen flame arrestor for insertion in vent outlet. Prevents ignition of gas-air mixture which might be present in upper diaphragm chamber.  <b>No. 13A03-1</b> - for 1/8" NPT vent <b>No. 13A03-2</b> - for 1/4" NPT vent <b>No. 13A03-3</b> - for 3/8" NPT vent <b>No. 13A03-4</b> - for 1/2" NPT vent <b>No. 13A03-6</b> - for 3/4" NPT vent
<b>Tamper-Proof Seals</b>	
	Permanent pressure sensitive backed paper. Attempted removal of these seals will destroy the face stock and leave adhesive residue on surface beneath, therefore tampering can be easily detected. Available for all threaded models. Outlet pressure printed on seal.  <b>No. 101310</b> - for RV12, RV20L, RV47, RV48, R400, RV52, RV53, RV61, RV500, RV600, 325-3, 325-5A <b>No. 101311</b> - for RV81, RV91, RV111, 210D, 210E, 210G, 325-7

## CHOOSING A VENT ACCESSORY

**Note:** If leak limiting device is not used, regulator must be vent piped in accordance with government and local codes and regulations.

**RV12L** - Built-in vent limiting orifice with dust cap standard.

**RV20L** - Built-in vent limiting orifice with dust cap standard.

**RV20VL** - Built-in vent limiting orifice with dust cap standard or use 11A08 threaded sleeve nut and run vent line as per code.

**RV47** - Must Order: "L" - Integral vent limiting orifice, includes dust cap; or "D" - Integral ball-check limiting device, includes dust cap.

**RV48** - 1/8" NPT vent tap. Optional 12A04 or 12A06 vent limiter. Optional 13A09 dust cap. Optional 10A16-2 or 10A16-3 plastic thread protector.

**RV48L** - integral vent limiting orifice.

**RV52, RV53, RV61** - 1/8" NPT vent tap. Optional 12A04 or 12A06 vent limiter.

**RV81** - 3/8" NPT vent tap. Optional 12A34 vent limiter.  
**Consult Maxitrol regarding vent limiter use.**

**RV91** - 1/4" NPT vent tap. 2-1/2" pipe size.\*

**RV91** - 1/2" NPT vent tap. 2" pipe size."

**\*Caution:** Vent limiters are not recommended for use in RV91 models.

**RV111, RV131** - 3/4" NPT vent tap.

**Caution:** Vent limiters are not recommended for use in RV111 and RV131 models.

**210 Series** - 3/8" NPT vent tap on 210D.\*

**210 Series** - 1/2" NPT vent tap on 210E.\*

**210 Series** - 3/4" NPT vent tap on 210G & 210J.\*

**\*Caution:** Vent limiters are not recommended for use in 210 Series models.

**220 Series** - Pilot regulator is equipped with 12A06 vent limiting orifice, separate vent line is not required.

**325-3, 325-3L** - 1/8" NPT vent tap. Optional 12A09 vent limiting device. For outdoor use: optional 13A15 vent protector.

**325-5A, 325-5AL** - 3/8" NPT vent tap. Optional 12A39 vent limiting device.

**325-7, 325-7L** - 1/2" NPT vent tap.

**R400(S), R500(S), R600(S)** - 1/8" NPT vent tap. Optional 12A09 vent limiting device.

**OPD47** - Integral vent limiting orifice, includes dust cap.

**OPD48, OPD600** - 1/8" NPT vent tap. Optional 12A09 vent limiting device. 12A04 to R400(S), R500(S), R600(S)