

Gas Furnaces



This product meets a stringent set of our internally defined sustainability standards



FF96TV

96% A.F.U.E.†

EcoNet® Enabled

Heating Stages: Two-Stage

Motor Type: Constant CFM

Input Rates: 40 to 115 kBTU [11.7 to 33.7 kW]

Configuration Options: 4-Way Multi-Position



† A.F.U.E. (Annual Fuel Utilization Efficiency) calculated in accordance with Department of Energy test procedures.

Table of Contents

Features & Benefits	3
Model Number Identification	4
Physical Data and Specifications	5
Dimensional Data	6
Blower Performance Data	7
Accessories	8-9
Limited Warranty	12

Features and Benefits

- **Energy Efficiency:** ENERGY STAR® certified, featuring 96% AFUE across all model sizes
- **Diagnostics:** With the BlueArch™ Contractor & EcoNet® Apps, built-in EcoNet® & Bluetooth technology makes monitoring, troubleshooting and repairing the product easier than ever before
- **Dip Switch Free Installation Commissioning via Bluetooth Technology:** Seamless final install step without DIP switch configuration using the BlueArch™ Contractor App
- **Ignition System:** Proven Direct Spark Ignition (DSI) for reliability and longevity
- **Water Management System:** Exclusive patented block drain sensor that automatically shuts off the furnace when the drain is blocked and alerts the contractor via diagnostic code
- **Two-Stage Heating:** Furnace operation mainly stays at low capacity around 60-65%, but will switch to high capacity to deliver stable heat distribution
- **Constant CFM Motor:** Truly variable speed technology allows for ultimate humidity control, quieter sound levels and year-round energy savings
- **Quieter Operation¹:** A fully insulated blower cabinet, solid bottom and truly variable speed airflow technology makes this furnace one of the quieter options available
- **EcoNet® Enabled Furnace:** The latest in sensor technology and the EcoNet® monitoring system provides a new level of protection, control and energy savings
- **Allows on-the-go control** and receipt of system alerts by the homeowner via the EcoNet® Smart Thermostat and Econet® App²

¹ Based on manufacturer's furnace offering, and the product's heating stages, motor type and cabinet insulation. Sound levels are also dependent on furnace location and installation.

² Wifi broadband internet connection required. Download the EcoNet® App from the App Store® or Google Play® to set up your EcoNet® Smart Thermostat. Receipt of notifications depend on home WiFi set up. Amazon, Alex and all related logos are trademarks of Amazon.com, Inc. or its affiliates.

Gas Furnaces

<u>F</u>	<u>F</u>	<u>96</u>	<u>T</u>	<u>V</u>	<u>3</u>	<u>040</u>	<u>17</u>	<u>M4</u>	<u>S</u>	<u>C</u>	<u>A</u>	<u>A</u>	<u>P</u>
Brand	Product Category	Type	Gas Valve	Motor Type	AC Max. Capacity	Heating Input	Width	Position	NOx	Controls	Major Series	Minor Series	Option Code
F - Fujitsu	F - Furnace	96 - 96% AFUE	T - Two-Stage	V - ECM/Variable Speed	3 - 3 Ton Drive 5 - 5 Ton Drive	040 - 40K BTUH [11.7 kW] 060 - 60K BTUH [17.6 kW] 070 - 70K BTUH [20.5 kW] 085 - 85K BTUH [24.9 kW] 100 - 100K BTUH [29.3 kW] 115 - 115K BTUH [33.7 kW]	17 - 17.5" 21 - 21" 24 - 24.5"	M4 - Multi-4-Way	S - Standard	C - Communicating, EcoNet®, Bluetooth	A - 1st Design Series	A - 1st Series	P - Premium Grade

[] Designates Metric Conversions

AVAILABLE MODELS
FF96TV304017M4SCAAP
FF96TV306017M4SCAAP
FF96TV307017M4SCAAP
FF96TV507021M4SCAAP
FF96TV508521M4SCAAP
FF96TV510021M4SCAAP
FF96TV511524M4SCAAP

STANDARD EQUIPMENT
Pressure switches
Redundant 2 stage main gas control
Blower compartment door safety switch
Solid state time on/off blower control
Limit controls
Manual shut-off valve
100% safety lock out
Adjustable cool fan off delay
One hour automatic retry
Power and self test diagnostics
Flame sense current diagnostics
Electronic air cleaner connections
Twinning (built-in) features
Humidifier connections
Adjustable humidifier on/off delay
Low speed continuous fan option
Two speed heating
Two speed cooling
Direct drive motor
PWM controlled constant CFM electrically commutated blower motor
Multi-speed constant CFM electrically commutated blower motor
Solid bottom

NOTE: A thermostat is not included as standard equipment.

WARNING
 THIS FURNACE IS NOT APPROVED
 OR RECOMMENDED
 FOR USE IN MOBILE HOMES

Physical Data and Specifications U.S. and Canadian Models

MODEL NUMBERS	FF96TV3 04017M4	FF96TV3 06017M4	FF96TV3 07017M4	FF96TV5 07021M4	FF96TV5 08521M4	FF96TV5 10021M4	FF96TV5 11524M4
HIGH FIRE INPUT BTU/HR [kW] ①	42,000 [12.31]	56,000 [16.41]	70,000 [20.50]	70,000 [20.50]	84,000 [24.61]	98,000 [28.72]	112,000 [32.82]
LOW FIRE INPUT	29,400 [8.61]	39,200 [11.49]	49,000 [14.36]	49,000 [14.36]	58,800 [17.23]	68,600 [20.11]	78,400 [23.00]
HEATING CAPACITY BTU/HR [kW]	41,000 [12.02]	55,000 [16.12]	68,000 [19.93]	68,000 [19.93]	82,000 [24.03]	95,000 [27.84]	109,000 [31.94]
HIGH ALTITUDE OUTPUT 10% DERATE [kW] ②	36,288 [10.64]	48,384 [14.18]	60,480 [17.72]	60,480 [17.72]	72,756 [21.27]	84,672 [24.81]	96,768 [28.36]
BLOWER (D x W) [mm]	11 x 7 [279 x 178]	11 x 8 [279 x 203]	11 x 8 [279 x 203]	11 x 10 [279 x 254]	11 x 10 [279 x 254]	11 x 10 [279 x 254]	11 x 11 [279 x 279]
MOTOR H.P. [W]—TYPE	1/2 [373] VS-CT(ECM)	1/2 [373] VS-CT(ECM)	1/2 [373] VS-CT(ECM)	1 [746] VS-CT(ECM)	1 [746] VS-CT(ECM)	1 [746] VS-CT(ECM)	1 [746] VS-CT(ECM)
MIN. CIRCUIT AMPACITY	8	8	8	12	12	12	12
MIN. OVERLOAD PROTECTION DEVICE	15	15	15	20	20	15	15
MAX. OVERLOAD PROTECTION DEVICE	15	15	15	20	20	15	15
MINIMUM EXT. STATIC PRESSURE (IN. W.C.) [kPa]	.18 [.045]	.20 [.050]	.23 [.057]	.23 [.057]	.28 [.070]	.28 [.070]	.28 [.070]
MAXIMUM EXT. STATIC PRESSURE (IN. W.C.) [kPa]	0.9 [0.22]	0.9 [0.22]	0.9 [0.22]	0.9 [0.22]	0.9 [0.22]	0.9 [0.22]	0.9 [0.22]
HEATING HI CFM [L/s]	1150 [543]	1250 [590]	1000 [472]	1332 [629]	1850 [873]	1965 [927]	1700 [802]
HEATING LO CFM [L/s]	870 [411]	1025 [484]	875 [413]	1121 [529]	1470 [694]	1710 [807]	1450 [684]
COOLING HI CFM [L/s]	1125 [531]	1125 [531]	1125 [531]	1800 [850]	1800 [850]	1800 [850]	1800 [850]
COOLING LOCFM [L/s]	731 [345]	731 [345]	731 [345]	1170 [552]	1170 [552]	1170 [552]	1170 [552]
TEMPERATURE RISE-HIGH FIRE RANGE IN DEGREES °F [°C]	20 - 50 [11 - 28]	30 - 60 [17 - 33]	40 - 70 [22 - 39]	30 - 60 [17 - 33]	30 - 60 [17 - 33]	40 - 70 [22 - 39]	45 - 75 [25 - 42]
TEMPERATURE RISE-LOW FIRE RANGE IN DEGREES °F [°C]	15 - 45 [8 - 25]	20 - 50 [11 - 28]	30 - 60 [17 - 33]	20 - 50 [11 - 28]	20 - 50 [11 - 28]	30 - 60 [17 - 33]	35 - 63 [19 - 36]
APPROX. SHIPPING WEIGHT	128 [58]	128 [58]	132 [60]	139 [63]	147.5 [67]	152 [69]	165 [75]
AFUE ③	96.00%	96.00%	96.00%	96.00%	96.00%	96.00%	96.00%

NOTES: All models are 115V, 60HZ, 1 phase. Gas connection size for all models is 1/2" [13 mm] N.P.T.

① Installation instructions for high altitude derate.

② Canadian installations only.

③ In accordance with D.O.E. test procedures.

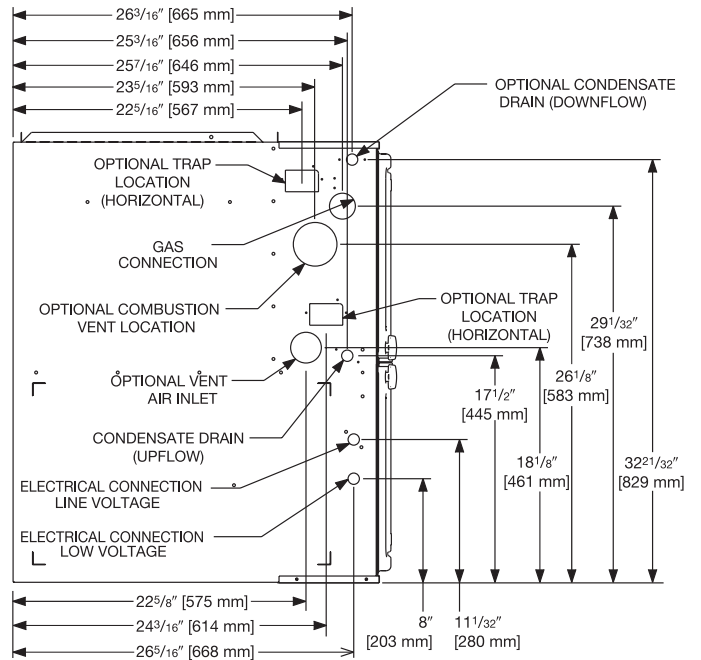
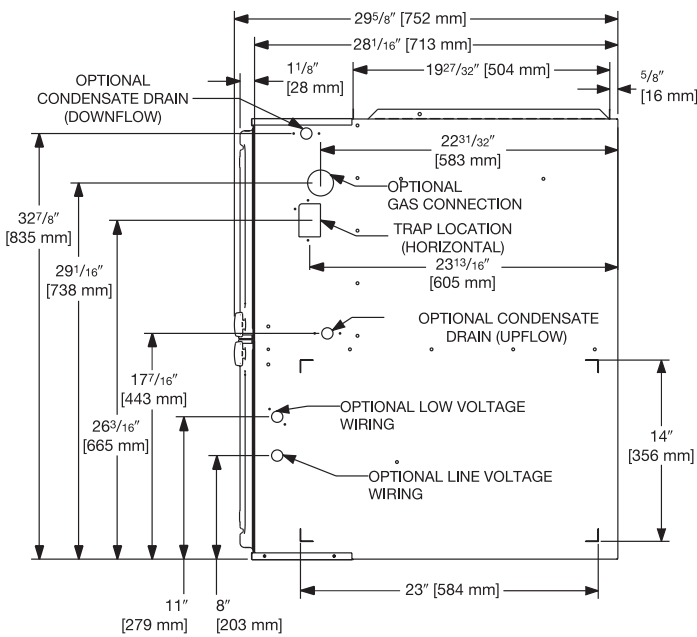
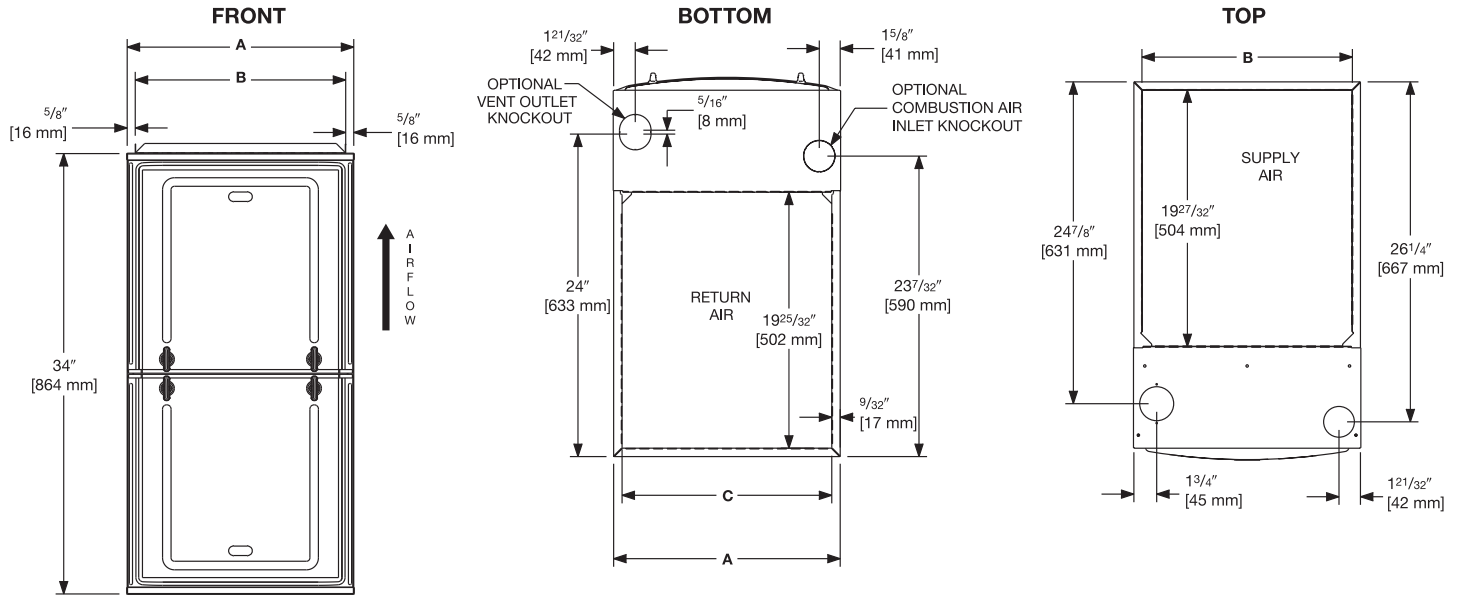
NOTE: Standard model complies with California low NOx requirements up to 40ng/J.

This furnace does not meet air district requirements of 14 ng/J NOx emissions limit. This furnace is not eligible for the Clean Air Furnace Rebate Program: www.CleanAirFurnaceRebate.com.

This furnace is to be installed for propane firing only in air districts requiring 14 ng/J NOx emission limits. Operating in natural gas mode is in violation of these Rules.

[] Designates Metric Conversions

Multi-Position Application



RIGHT SIDE

LEFT SIDE

Unit Dimensions (Clearance to Combustibles)

MODEL FF96TV	LEFT SIDE	MINIMUM CLEARANCE (IN.) [mm]					SHIP WGTS.	FLANGE DIMENSIONS		
		RIGHT SIDE	BACK	TOP	FRONT	VENT		A	B	C
040	0	0	0	1 [25]	2 [51]	0	123.5 [56]	17 1/2 [445]	16 17/64 [413]	16 13/64 [412]
060	0	0	0	1 [25]	2 [51]	0	128.0 [58]	17 1/2 [445]	16 17/64 [413]	16 13/64 [412]
070	0	0	0	1 [25]	2 [51]	0	132.0 [60]	17 1/2 [445]	16 17/64 [413]	16 13/64 [412]
070 (wide)	0	0	0	1 [25]	2 [51]	0	147.5 [67]	21 [533]	19 49/64 [502]	19 45/64 [500]
085	0	0	0	1 [25]	2 [51]	0	147.5 [67]	21 [533]	19 49/64 [502]	19 45/64 [500]
100	0	0	0	1 [25]	2 [51]	0	152.0 [69]	21 [533]	19 49/64 [502]	19 45/64 [500]
115	0	0	0	1 [25]	2 [51]	0	165.0 [75]	24 1/2 [662]	23 17/63 [591]	23 13/64 [589]

[] Designates Metric Conversions

Blower Performance Data

GAS HEATING TARGET CFM [L/s]							
	FF96TV3 04017M4	FF96TV3 06017M4	FF96TV3 07017M4	FF96TV5 07021M4	FF96TV5 08521M4	FF96TV5 10021M4	FF96TV5 11524M4
Furnace Lo Heat CFM A (factory)	870 [411]	900 [425]	1070 [505]	1100 [520]	1475 [697]	1320 [623]	1400 [661]
Furnace Lo Heat CFM B (side return)	870 [411]	900 [425]	1070 [505]	1100 [520]	1475 [697]	1320 [623]	1400 [661]
Furnace Lo Heat CFM C (Approx. +7°F)	766 [362]	792 [374]	941.6 [445]	968 [457]	1298 [613]	1161.6 [549]	1232 [582]
Furnace Lo Heat CFM D (Approx. +12°F)	705 [333]	729 [345]	867 [410]	891 [421]	1195 [564]	1070 [505]	1134 [536]
Furnace Hi Heat CFM A (factory)	990 [468]	1100 [520]	1000 [472]	1300 [614]	1574 [743]	1565 [739]	1575 [744]
Furnace Hi Heat CFM B (side return)	990 [468]	1100 [520]	1000 [472]	1300 [614]	1574 [743]	1565 [739]	1575 [744]
Furnace Hi Heat CFM C (Approx. +7°F)	891 [421]	990 [468]	900 [425]	1170 [553]	1417 [669]	1409 [665]	1418 [670]
Furnace Hi Heat CFM D (Approx. +12°F)	822 [388]	913 [431]	830 [392]	1079 [510]	1307 [617]	1299 [614]	1308 [618]

[] Designates Metric Conversions

Vent Termination Kits: =

RXGY-E02: Vertical/Horizontal Concentric Vent Termination Kit
2" Pipe (US Only)

RXGY-E02A: Vertical/Horizontal Concentric Vent Termination Kit
2" Pipe (US & Canadian)

RXGY-E03: Vertical/Horizontal Concentric Vent Termination Kit
3" Pipe (US Only)

RXGY-E03A: Vertical/Horizontal Concentric Vent Termination Kit
3" Pipe (US & Canadian)

RXGY-G02: Direct Vent Furnace Side Wall Vent 2" or 3" (US Only)

RXGY-D05: Combustion Air Drain Kit 2"

RXGY-D06: Combustion Air Drain Kit 3"

NEUTRALIZER KIT: RXGY-A01
(Replacement Cartridge 54-22120-01)

FOSSIL FUEL KIT: RXPF-F01, RXPF-F02 (TVA)

EXTERNAL BOTTOM FILTER (UPFLOW/HORIZONTAL) RACK:
RXGF-CB

EXTERNAL SIDE (UPFLOW) FILTER RACK: RXGF-CD

EXTERNAL (DOWNFLOW) FILTER RACK: RXGF-CC

For High Altitudes:

NOTE: For Canadian installations only, an optional derate (manifold gas pressure reduction) method may be used to adjust the furnace for altitude. See Installation Instructions for more information. This optional method may **NOT** be used for U.S. installations. See installation instructions as appropriate orifice change is required.

L.P. CONVERSION KIT: RXGJ-FP34

CONDENSATE PUMP KIT: PROSTOCK & 1PCB151TUL

DOWNFLOW/HORIZONTAL CONVERSION KIT: RXGY-CK

**DOWNFLOW/HORIZONTAL LEFT ZERO CLEARANCE
CONVERSION KIT:** RXGY-ZK

COMBUSTIBLE FLOOR BASE: RXGC-B17
RXGC-B21
RXGC-B24

[] Designates Metric Conversions

FILTER RACK FILTER SIZES* INCHES [mm]			
MODEL	RXGF-CB (UPFLOW/ HORIZONTAL)	RXGF-CD (UPFLOW)	RXGF-CC (DOWNFLOW)
FF96TV3040	15 ³ / ₄ x 25 [400 x 635]	15 ³ / ₄ x 25 [400 x 635]	12 x 20 [305 x 508]
FF96TV3060	15 ³ / ₄ x 25 [400 x 635]	15 ³ / ₄ x 25 [400 x 635]	12 x 20 [305 x 508]
FF96TV3070	15 ³ / ₄ x 25 [400 x 635]	15 ³ / ₄ x 25 [400 x 635]	12 x 20 [305 x 508]
FF96TV5070	19 ¹ / ₄ x 25 [489 x 635]	15 ³ / ₄ x 25 [400 x 635]	12 x 20 [305 x 508]
FF96TV5085	19 ¹ / ₄ x 25 [489 x 635]	15 ³ / ₄ x 25 [400 x 635]	12 x 20 [305 x 508]
FF96TV5100	19 ¹ / ₄ x 25 [489 x 635]	15 ³ / ₄ x 25 [400 x 635]	12 x 20 [305 x 508]
FF96TV5115	22 ³ / ₄ x 25 [578 x 635]	15 ³ / ₄ x 25 [400 x 635]	14 x 20 [356 x 508]

*Filter racks are shipped without filters.
Filters shipped with furnace may be used or a suitable 1" [25.4 mm] filter.

Indoor Coil Casings

MODEL NUMBER
RXBC-D17A1
RXBC-D21A1
RXBC-D21B1
RXBC-D24A1



THE ECONET® SMART THERMOSTAT

BUILT-IN WIFI

4.3" LCD TOUCH SCREEN

LOCAL WEATHER – Current conditions plus 6-day forecast

5 OPERATING MODES – Heat, Cool, Auto, Emergency Heat and Fan Only

7-DAY PROGRAMMABLE SCHEDULE – Offers comfort without thought

ONE-TOUCH AWAY – Quickly switch to your energy-saving away preferences

VACATION SCHEDULING – Allows you to save while you're away and come home to comfort

STANDBY SCREEN – Displays indoor temperature and current weather



CETST700SYS

OPERATIONAL FEATURES

AUTOMATIC CHANGEOVER – Transitions between heating and cooling automatically to keep the house comfortable

INTEGRATED WATER CONTROL – Enables easy water heater management

SMOOTH ARRIVAL – Prompts the system to start ahead of schedule to ensure the home is at the desired temperature at the scheduled time

HUMIDITY CONTROL – Supports humidifier accessories or over-cool based dehumidification

DETAILED OPERATING STATUS – View pertinent equipment status information and run times

CONTINUOUS FAN – Offers 5 speeds (Low, Medium Low, Medium, Medium High, High)

SHORT-CYCLE PROTECTION – Avoids damage to equipment from short run cycles

MONITORING & REMOTE CONTROL FEATURES

ACTIVE MONITORING – Alerts to problems that need immediate attention

REMOTE CONTROL – Allows adjusting of comfort and settings from anywhere using a mobile device

SERVICE ALERTS – Sends routine maintenance reminders

AIR FILTER MONITORING – Detects when it's time to replace the air filter

ALARM HISTORY – Displays time-stamped alarm codes with clear descriptions



GENERAL TERMS OF LIMITED WARRANTY*

Fujitsu General America, Inc. will furnish a replacement for any part of this product which fails in normal use and service within the applicable period stated, in accordance with the terms of the limited warranty.

***For complete details of the Limited and Conditional Warranties, including applicable terms and conditions, contact your local contractor or the Manufacturer for a copy of the product warranty certificate.**

Conditional Unit Replacement
(Registration Required)Ten (10) Years
Heat Exchanger Limited Lifetime
Conditional PartsTen (10) Years

Before proceeding with installation, refer to installation instructions packaged with each model, as well as complying with all Federal, State, Provincial, and Local codes, regulations, and practices.

"In keeping with its policy of continuous progress and product improvement, Fujitsu reserves the right to make changes without notice."

