

CEILING CASSETTE AIR CONDITIONERS

COMPATIBILITY TABLE


			9K	12K	18K	24K	36K	48K
			CH-09MSPHCT-230VI	CH-12MSPHCT-230VI	CH-18MSPHCT-230VI	CH-24MSPHCT-230VI	CH-36MSPHCT-230VI	CH-48MSPHCT-230VI
Sophia Single Zone	9K	CH-09SPH-230VO	•					
	12K	CH-12SPH-230VO		•				
	18K	CH-18SPH-230VO			•			
	24K	CH-24SPH-230VO				•		
Dakota Single Zone	9K	CH-09DKT-230VO	•					
	12K	CH-12DKT-230VO		•				
	18K	CH-18DKT-230VO			•			
Sophia Multi Zone	18K (2 zones)	CH-18MSPH-230VO	•	•				
	28K (2-3 zones)	CH-28MSPH-230VO	•	•	•			
	36K (2-4 zones)	CH-36MSPH-230VO	•	•	•	•		
	48K (2-5 zones)	CH-48MSPH-230VO	•	•	•	•	•	
Light Commercial	24K	CH-24LCU/O				•		
	36K	CH-36LCU/O					•	
	48K	CH-48LCU/O						•

GENERAL FEATURES

- Two-way Draining Connection
- GoldFin Anti-Corrosive Coating
- Omni-Directional Airflow
- Turbo Operation
- Refrigerant Leakage Detection
- Mute Operation
- Silver Ion Filter
- Cold Catalyst Filter
- Anti Cold Air
- Sleep Mode
- 12 Indoor Fan Speeds
- Self Diagnosis Function
- Easy Installation
- Fresh Air Intake

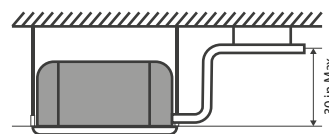
360° Air Flow Panel

With a 360° Air Flow Panel, air is evenly distributed to every corner of the room.



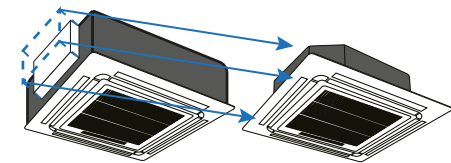
Built-in Drain Pump

Built-in pump with float switch removes the condensate water out of the unit efficiently and automatically, with a 30-inch lift capability and quiet performance.



E-Box Inside

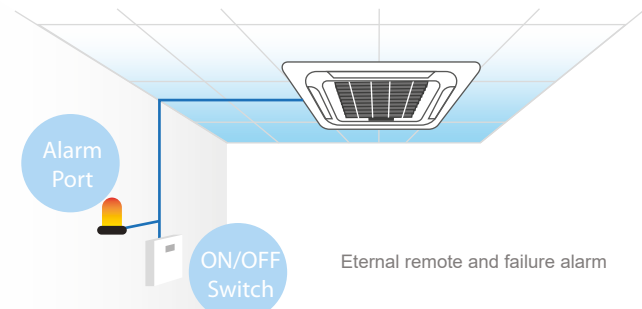
Easy maintenance with the electric box inside the unit. The integrated design provides a more compact size for easier installation.



Reserved ON/OFF and Alarm Ports

ON/OFF Switch: With the reserved ports, a remote switch can be easily connected.

Alarm Port: The built-in PCB can output alarm signal, which allows set up of external alarm light or vibration gauge.



Eternal remote and failure alarm

CONNECTIVITY FOR MULTI COMBINATIONS



Outdoor Model	2 units	3 units	4 units	5 units
CH18MSPH-230VO UP TO 2 ZONES	9+9			
	9+12			
	12+12			
CH28MSPH-230VO UP TO 3 ZONES	9+9	9+9+9		
	9+12	9+9+12		
	9+18	9+9+18		
	12+12	9+12+12		
	12+18	12+12+12		
CH36MSPH-230VO UP TO 4 ZONES	9+9	9+9+9	9+9+9+9	
	9+12	9+9+12	9+9+9+12	
	9+18	9+9+18	9+9+9+18	
	9+24	9+12+12	9+9+12+12	
	12+12	9+12+18	9+9+12+18	
	12+18	9+18+18	9+12+12+12	
	12+24	12+12+12	12+12+12+12	
	18+18	12+12+18	9+9+12+18	9+9+9+12+18
	18+24	9+12+24	9+9+12+24	9+9+9+18+18
	24+24	9+18+18	9+9+18+18	9+9+12+12+12
		9+18+24	9+9+18+24	9+9+12+12+18
CH48MSPH-230VO UP TO 5 ZONES		12+12+12	9+12+12+18	
		12+12+18	9+12+12+24	
		12+12+24	9+12+18+18	
		12+18+18	9+18+18+18	
		12+18+24	12+12+12+12	
		12+24+24	12+12+12+18	
		18+18+18		

Specifications are subject to change without notice.

Manufacturer reserves the right to discontinue or change the specifications or design at any time without notice and without incurring obligations. ©2019. All rights reserved.

This product must be installed by a licensed HVAC Technician in order to qualify for Limited Warranty.

Units must be registered for Limited Warranty within 60 days of installation.

For more information and warranty registration visit www.cooperandhunter.us

www.cooperandhunter.us



REMOTE OPTIONS



COMPACT ROUND FLOW MODEL
9K - 18K BTU/h



SUPER SLIM ROUND FLOW MODEL
24K - 48K BTU/h



CEILING CASSETTE AIR CONDITIONERS



Single Zone | Multi Zone | Light Commercial



