

TAC Erie Product Guide

Quality HVAC Controls



TAC Erie Family of Products

TAC Erie's motorized hydronic valves, the PopTop™, provide convenient, reliable and easy installation for a variety of heating and cooling applications. Installation is a snap with easy, one-handed removal or engagement of the actuator to the valve body. Push the button and lift. It's that simple.

Features:

- One-handed engagement or removal of the motorized actuator to the valve body.
- Valve actuator can be easily attached after the valve body has been installed into the system.
- Mounts quickly and easily without the need of linkages or calibration.
- Available in 2-way and 3-way port configurations, 1/2" (15mm) through 1-1/4" (32mm) sweat or 1/2" (15mm) to 1" (30mm) threaded connections, 1.0 to 8.0 Cv range.
- Available factory coupled, or as individual bodies and actuators.
- Direct replacement for all existing PopTop™ applications.
- Rugged 300 PSIG rated brass forged body design for long life.
- UL listed actuator.



POPTOP™ ZONE VALVES

- 1/2", 3/4", 1" and 1-1/4" Sweat, NPT and Inverted Flare Union.
- Two-position (on/off), 2-way and 3-way.
- General close-off or High close-off.
- Low voltage or line voltage.



POPTOP™ MODULATING VALVES

- 1/2", 3/4", and 1-1/4" Sweat, NPT.
- Three-wire (on/off), 2-way and 3-way.
- 0-10, 0-5, 5-10 VDC or 4-20 mA proportional inputs.
- Spring return or non-spring return.
- Time out feature available.



DAMPER ACTUATORS

- Direct and linkage drive.
- Spring return or motor driven open and closed.
- 2-wire or 3-wire control with end switch.
- Clockwise or counter-clockwise rotation.



BOILER BOSS

- Single and multiple zone circular, zone valve and hydronic heating/cooling air handlers.
- LED readouts and status indicators.
- Priority Plus® and low-limit protection.



THERMOSTATS AND CONTROLLERS

- Heating and cooling, low and line voltage outputs.
- Digital display or dial control.
- Three-wire floating, modulating output.
- 0-10 VDC or 4-20 mA proportional outputs.

PopTop™ 2-Position Zone Valves

Erie's line of motorized hydronic valves, the PopTop, provides convenient, reliable, and easy installation for a variety of heating and cooling applications. The PopTop makes installation a snap with easy, one-handed removal or engagement of the actuator to the valve body.



- Features:**
- Brass forged 300 psig rated body
 - Meets or exceeds ANSI IV standard for close off
 - Wide variety of Cv's for better control
 - 2-way and 3-way

POPTOP VALVE BODIES

PopTop valves are designed for two position (on/off) control of fluid flow in a wide variety of heating and cooling applications.

2-way		
Model	Connection	Cv
VT2211	1/2" Sweat	1.0
VT2212		2.5
VT2213		3.5
VT2221	1/2" NPT	1.0
VT2222		2.5
VT2223		3.5
VT2312	3/4" Sweat	2.5
VT2313		3.5
VT2315		5.0
VT2317		7.5
VT2322	3/4" NPT	2.5
VT2323		3.5
VT2325		5.0
VT2327		7.5
VT2413	1" Sweat	3.5
VT2415		5.0
VT2417		7.5
VT2427	1" NPT	8.0
VT2517	1-1/4" Sweat	8.0
VT2341	3/4" Inverted flare	1.0
VT2342		2.5
VT2343		3.5

3-way		
Model	Connection	Cv
VT3211	1/2" Sweat	1.5
VT3212		3.0
VT3213		4.0
VT3221	1/2" NPT	1.5
VT3222		3.0
VT3223		4.0
VT3312	3/4" Sweat	3.0
VT3313		4.0
VT3315		5.0
VT3317		7.5
VT3322	3/4" NPT	3.0
VT3323		4.0
VT3325		5.0
VT3327		7.5
VT3413	1" Sweat	4.0
VT3415		5.0
VT3417		7.5
VT3427	1" NPT	8.0
VT3517	1-1/4" Sweat	8.0
VT3341	3/4" Inverted flare	1.5
VT3342		3.0
VT3343		4.0

Options
VSxxxx

Steam - High Temperature
Must be used with High
Temperature Actuator

PopTop™ 2-Position Actuators

The following tables contain a complete listing of Erie 2-Position actuator combinations for 24 and 120 Vac. The same combinations are available for 208 Vac (D designator) and 230 Vac (U designator). The end switch option, (designated by the A at the end of the part #) is not available in the combination of 277 Vac with high temperature.



Features:

- Sized to fit most baseboard applications.
- Terminal block option.
- UL Listed



Features:

- Offers same great features of the General Close-off actuator plus up to 25% more close-off pressure rating.
- Close-off up to 75 psi.
- UL Listed

GENERAL CLOSE-OFF (GCO) ACTUATORS

2-way			
Model	Action	Voltage	Options
AG13A020	On/Off	24 Vac	18" leads
AG13A01A	On/Off	24 Vac	Terminal block, end switch
AG13A02A	On/Off	24 Vac	18" leads, end switch
AG14A020	On/Off	24 Vac	Steam, 18" leads
AG14A00A	On/Off	24 Vac	Steam, end switch
AG14A02A	On/Off	24 Vac	Steam, 18" leads, end switch
AG13B020	On/Off	120 Vac	18" leads
AG13B02A	On/Off	120 Vac	18" leads, end switch
AG14B020	On/Off	120 Vac	Steam, end switch
AG14B02A	On/Off	120 Vac	Steam, 18" leads, end switch

Normally Open Actuators 2-way only

Model	Action	Voltage	Options
AG23A020	On/Off	24 Vac	18" leads
AG23A01A	On/Off	24 Vac	Terminal block, end switch
AG23A02A	On/Off	24 Vac	18" leads, end switch
AG24A020	On/Off	24 Vac	Steam, 18" leads
AG24A02A	On/Off	24 Vac	Steam, 18" leads, end switch
AG23B020	On/Off	120 Vac	18" leads
AG23B02A	On/Off	120 Vac	18" leads, end switch
AG24B020	On/Off	120 Vac	Steam, end switch
AG24B00A	On/Off	120 Vac	Steam, terminal block, end switch
AG24B02A	On/Off	120 Vac	Steam, 18" leads, end switch

HIGH CLOSE-OFF (HCO) ACTUATORS

2-way			
Model	Action	Voltage	Options
AH13A020	On/Off	24 Vac	18" leads
AH13A01A	On/Off	24 Vac	Terminal block, end switch
AH13A02A	On/Off	24 Vac	18" leads, end switch
AH14A020	On/Off	24 Vac	Steam, 18" leads
AH14A00A	On/Off	24 Vac	Steam, end switch
AH14A02A	On/Off	24 Vac	Steam, 18" leads, end switch
AH13B020	On/Off	120 Vac	18" leads
AH13B02A	On/Off	120 Vac	18" leads, end switch
AH14B020	On/Off	120 Vac	Steam, end switch
AH14B02A	On/Off	120 Vac	Steam, 18" leads, end switch

Normally Open Actuators 2-way only

Model	Action	Voltage	Options
AH23A020	On/Off	24 Vac	18" leads
AH23A01A	On/Off	24 Vac	Terminal block, end switch
AH23A02A	On/Off	24 Vac	18" leads, end switch
AH24A020	On/Off	24 Vac	Steam, 18" leads
AH24A02A	On/Off	24 Vac	Steam, 18" leads, end switch
AH23B020	On/Off	120 Vac	18" leads
AH23B02A	On/Off	120 Vac	18" leads, end switch
AH24B020	On/Off	120 Vac	Steam, end switch
AH24B00A	On/Off	120 Vac	Steam, terminal block, end switch
AH24B02A	On/Off	120 Vac	Steam, 18" leads, end switch

PopTop™ 2-Position Zone Valve Assemblies

2-way normally open and additional combinations are also available, see bulletin F-26496.



Features:

- Factory assembled valve and actuator combinations.
- Quicker installation time and easier maintenance
- UL Listed



Features:

- Offers the same great features as the General Close-Off assemblies, plus up to 25% more close-off psi.
- UL Listed

GENERAL CLOSE-OFF (GCO) ASSEMBLIES

2-way Normally Closed GCO			
Model	Action	Cv	Close-off psig p
VT2211G13_020	1/2" Sweat	1.0	60
VT2212G13_020		2.5	40
VT2213G13_020		3.5	25
VT2221G13_020	1/2" NPT	1.0	60
VT2222G13_020		2.5	40
VT2223G13_020		3.5	25
VT2312G13_020	3/4" Sweat	2.5	40
VT2313G13_020		3.5	25
VT2315G13_020		5.0	20
VT2317G13_020		7.5	17
VT2322G13_020	3/4" NPT	2.5	40
VT2323G13_020		3.5	25
VT2325G13_020		5.0	20
VT2327G13_020		7.5	17
VT2415G13_020		1" Sweat	5.0
VT2417G13_020	7.5		17
VT2427G13_020	1" NPT	8.0	17
VT2517G13_020	1-1/4" Sweat	8.0	17
VT2343G13_020	3/4" Inverted Flare	3.5	25

HIGH CLOSE-OFF (HCO) ASSEMBLIES

2-way Normally Closed HCO			
Model	Action	Cv	Close-off psig p
VT2211H13_020	1/2" Sweat	1.0	75
VT2212H13_020		2.5	50
VT2213H13_020		3.5	30
VT2221H13_020	1/2" NPT	1.0	75
VT2222H13_020		2.5	50
VT2223H13_020		3.5	30
VT2312H13_020	3/4" Sweat	2.5	50
VT2313H13_020		3.5	30
VT2315H13_020		5.0	25
VT2317H13_020		7.5	20
VT2322H13_020	3/4" NPT	2.5	50
VT2323H13_020		3.5	30
VT2325H13_020		5.0	25
VT2327H13_020		7.5	20
VT2415H13_020		1" Sweat	5.0
VT2417H13_020	7.5		20
VT2427H13_020	1" NPT	8.0	20
VT2517H13_020	1-1/4" Sweat	8.0	20
VT2343H13_020	3/4" Inverted Flare	3.5	30

3-way Valve Assemblies ^a GCO			
Model	Action	Cv	Close-off psig p
VT3211G13_020	1/2" Sweat	1.5	60
VT3212G13_020		3.0	40
VT3213G13_020		4.0	25
VT3221G13_020	1/2" NPT	1.5	60
VT3222G13_020		3.0	40
VT3223G13_020		4.0	25
VT3312G13_020	3/4" Sweat	3.0	40
VT3313G13_020		4.0	25
VT3315G13_020		5.0	20
VT3317G13_020		7.5	17
VT3322G13_020	3/4" NPT	3.0	40
VT3323G13_020		4.0	25
VT3325G13_020		5.0	20
VT3327G13_020		7.5	17
VT3415G13_020		1" Sweat	5.0
VT3417G13_020	7.5		17
VT3427G13_020	1" NPT	8.0	17
VT3517G13_020	1-1/4" Sweat	8.0	17
VT3343G13_020	3/4" Inverted Flare	4.0	25

3-way Valve Assemblies ^a HCO			
Model	Action	Cv	Close-off psig p
VT3211H13_020	1/2" Sweat	1.5	75
VT3212H13_020		3.0	50
VT3213H13_020		4.0	30
VT3221H13_020	1/2" NPT	1.5	75
VT3222H13_020		3.0	50
VT3223H13_020		4.0	30
VT3312H13_020	3/4" Sweat	3.0	50
VT3313H13_020		4.0	30
VT3315H13_020		5.0	25
VT3317H13_020		7.5	20
VT3322H13_020	3/4" NPT	3.0	50
VT3323H13_020		4.0	30
VT3325H13_020		5.0	25
VT3327H13_020		7.5	20
VT3415H13_020		1" Sweat	5.0
VT3417H13_020	7.5		20
VT3427H13_020	1" NPT	8.0	20
VT3517H13_020	1-1/4" Sweat	8.0	20
VT3343H13_020	3/4" Inverted Flare	4.0	30

Options

VTxxxxx3_020

200°F Max Hot Water Application
Select AC Voltage

A-24, B-120, D-208, U-230, T-277

250°F Max Hot Water Application
or 15 PSI Max Steam Application
A High Temperature Actuator Must Be
Used with VSXXXX

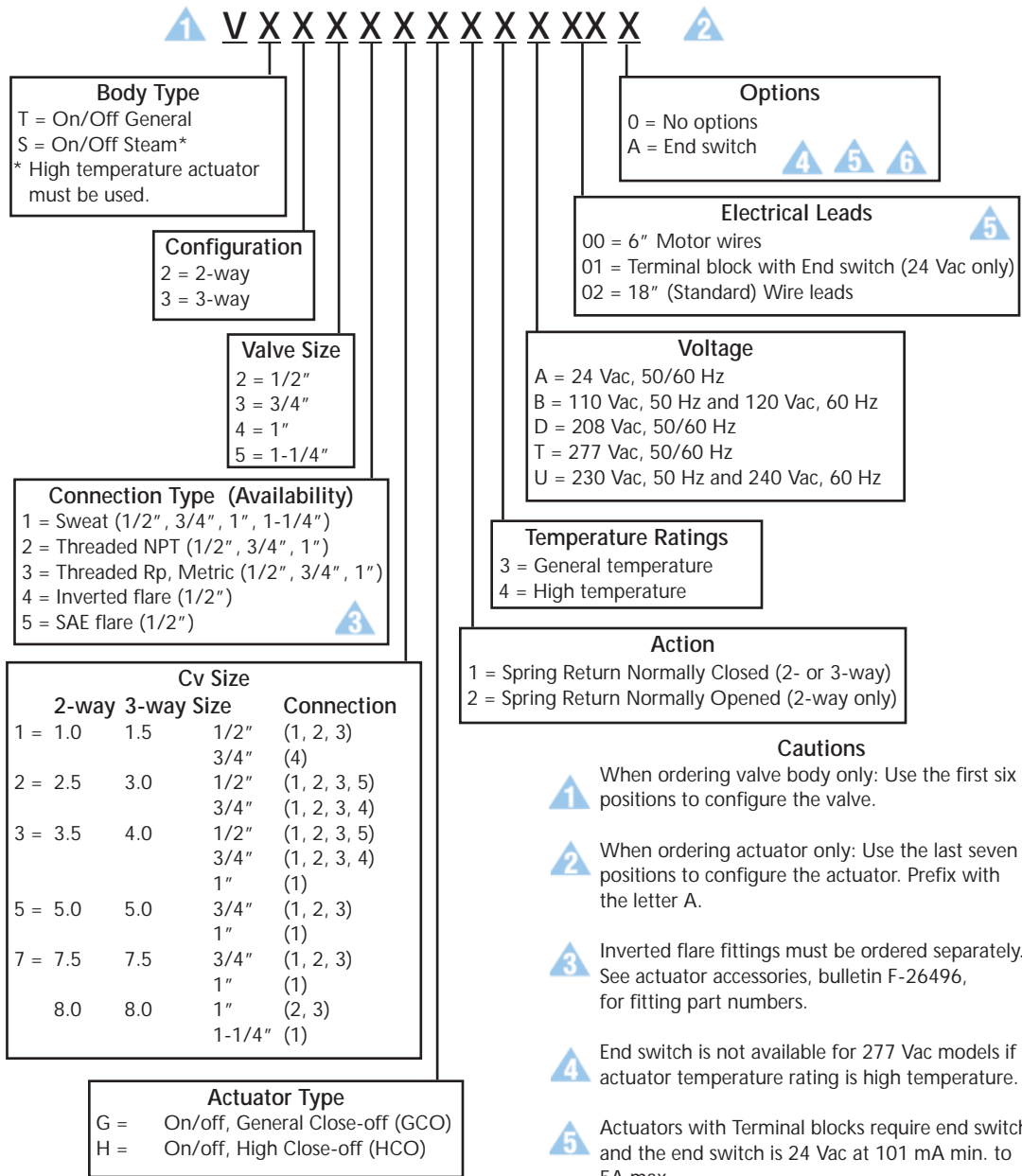
VSxxxxx4_020

a — Normally closed to B-port

Options

- Normally Closed Option is available with 2- or 3-way assemblies
- Normally Open option is available with 2-way assemblies only

Part Numbering System
TWO POSITION ZONE VALVES, SPRING RETURN ACTUATORS



- Cautions**
- 1** When ordering valve body only: Use the first six positions to configure the valve.
 - 2** When ordering actuator only: Use the last seven positions to configure the actuator. Prefix with the letter A.
 - 3** Inverted flare fittings must be ordered separately. See actuator accessories, bulletin F-26496, for fitting part numbers.
 - 4** End switch is not available for 277 Vac models if actuator temperature rating is high temperature.
 - 5** Actuators with Terminal blocks require end switch and the end switch is 24 Vac at 101 mA min. to 5A max.
 - 6** End switch is 24 - 240 Vac at 101 mA min to 5A max. and 9 to 30- Vdc at 100 mA max. for actuators rated 240 V or less. End switch is 277 Vac at 101 mA min. to 5A max. for actuators rated 277V.

Body and Actuator Combination: Temperature Configurations	
Body Configuration VTXXXX	Actuator Spring Return Mode
T = General	AXX3XXXX
S = Steam	3 = General temperature
If body configuration is T, actuator temp rating can be 3 or 4.	4 = High temperature
If body configuration is S, actuator temp rating must be 4.	If actuator temp rating is 3, body style must be T.
	If actuator temp rating is 4, body style can be S or T.

PopTop™ Modulating Valves and Actuators

Erie offers a modern, cost effective range of electrically operated, modulating, temperature control valves and actuators available from any supplier. These highly reliable valves are designed specifically for use in fan coil, VAV reheat, unit ventilator, AHU, baseboard, and radiant applications. The compact design installs in small end compartments and still allows service access. Designed for use in closed hydronic heating and cooling applications.

PopTop modulating valves are available in the following configurations.

- 1/2", 3/4", 1", 1-1/4" • Sweat or threaded connection
- 2-way and 3-way • Cv 1.0 to 8.0



Features:

- Brass forged 300 psig rated bodies
- Patented equal percentage flow plug up to 4.0 Cv while 7.5 and 8.0 Cv are linear
- Meets or exceeds ANSI IV standard for close off
- Wide variety of ports and Cv's for better control



Features:

- 3-wire floating and 1 to 10 Vdc or 4 to 20 mA proportional control
- Magnetic clutch to maximize motor life and gear train
- Manual override
- Position indicator
- Thermoplastic enclosure
- UL Listed

POPTOP MODULATING VALVE BODIES

2-way		
Model	Connection	Cv
VM2211	1/2" Sweat	1.0
VM2212		2.0
VM2213		4.0
VM2221	1/2" NPT	1.0
VM2222		2.0
VM2223		4.0
VM2312	3/4" Sweat	2.0
VM2313		4.0
VM2317		7.5
VM2322	3/4" NPT	2.0
VM2323		4.0
VM2327		7.5
VM2413	1" Sweat	4.0
VM2417		7.5
VM2427	1" NPT	8.0
VM2517	1-1/4" Sweat	8.0

3-way		
Model	Connection	Cv
VM3211	1/2" Sweat	1.0
VM3212		2.0
VM3213		4.0
VM3221	1/2" NPT	1.0
VM3222		2.0
VM3223		4.0
VM3312	3/4" Sweat	2.0
VM3313		4.0
VM3317		7.5
VM3322	3/4" NPT	2.0
VM3323		4.0
VM3327		7.5
VM3413	1" Sweat	4.0
VM3417		7.5
VM3427	1" NPT	8.0
VM3517	1-1/4" Sweat	8.0

POPTOP MODULATING ACTUATORS

PopTop Non-Spring Return Actuator

Model	Control Signal	Time-Out
AT33A000 ^a	3-wire floating	N/A
AT33A00T		•
AP33A000	proportional	N/A

a—Non-spring return, 3-wire floating actuators without the time-out option should be used only with controllers that provide time-out

PopTop Spring Return Actuator

Model	Control Signal	Position	Time-Out
AT13A000	3-wire floating	N.C.	•
AT23A00T		N.O.	•
AP13A000	proportional	N.C.	N/A
AP23A000		N.O.	N/A

PopTop™ Modulating Non-Spring Return Valve Assemblies



Features:

- Quicker installation time
- Easier maintenance
- Compatible with most DDC systems
- UL listed

THREE-WIRE FLOATING, 24 VAC MODULATING, NON-SPRING RETURN

2-way Three-wire Floating

Model ^{a/b}	Connection	Cv	Close-off psig ^p
VM2211T33A00x	1/2" Sweat	1.0	50
VM2212T33A00x		2.0	50
VM2213T33A00x		4.0	35
VM2221T33A00x	1/2" NPT	1.0	50
VM2222T33A00x		2.0	50
VM2223T33A00x		4.0	35
VM2312T33A00x	3/4" Sweat	2.0	50
VM2313T33A00x		4.0	35
VM2317T33A00x		7.5	35
VM2322T33A00x	3/4" NPT	2.0	50
VM2323T33A00x		4.0	35
VM2327T33A00x		7.5	35
VM2413T33A00x	1" Sweat	4.0	35
VM2417T33A00x		7.5	35
VM2427T33A00x	1" NPT	8.0	35
VM2517T33A00x	1-1/4" Sweat	8.0	35

3-way Assemblies - Three-wire Floating

Model	Connection	Cv	Close-off psig ^p
VM3211T33A000	1/2" Sweat	1.0	50
VM3212T33A000		2.0	50
VM3213T33A000		4.0	35
VM3221T33A000	1/2" NPT	1.0	50
VM3222T33A000		2.0	50
VM3223T33A000		4.0	35
VM3312T33A000	3/4" Sweat	2.0	50
VM3313T33A000		4.0	35
VM3317T33A000		7.5	35
VM3322T33A000	3/4" NPT	2.0	50
VM3323T33A000		4.0	35
VM3327T33A000		7.5	35
VM3413T33A000	1" Sweat	4.0	35
VM3417T33A000		7.5	35
VM3427T33A000	1" NPT	8.0	35
VM3517T33A000	1-1/4" Sweat	8.0	35

Options

a. x = Option designation: T= Time-out, 0=No option

b. Non-spring return, 3-wire floating actuator without the time-out option should be used only with controllers that provide time-out



Features:

- Offers the same great features as the three-wire floating assemblies
- Operating range of 0 to 10 Vdc or 4 to 20 mA proportional control
- Jumper selectable operating ranges
- UL Listed

PROPORTIONAL, 24 VAC 0 TO 10 VDC, OR 4 TO 20 MA, NON-SPRING RETURN

2-way Proportional

Model	Connection	Cv	Close-off psig ^p
VM2211P33A000	1/2" Sweat	1.0	50
VM2212P33A000		2.0	50
VM2213P33A000		4.0	35
VM2221P33A000	1/2" NPT	1.0	50
VM2222P33A000		2.0	50
VM2223P33A000		4.0	35
VM2312P33A000	3/4" Sweat	2.0	50
VM2313P33A000		4.0	35
VM2317P33A000		7.5	35
VM2322P33A000	3/4" NPT	2.0	50
VM2323P33A000		4.0	35
VM2327P33A000		7.5	35
VM2413P33A000	1" Sweat	4.0	35
VM2417P33A000		7.5	35
VM2427P33A000	1" NPT	8.0	35
VM2517P33A000	1-1/4" Sweat	8.0	35

3-way Assemblies - Proportional

Model	Connection	Cv	Close-off psig ^p
VM3211P33A000	1/2" Sweat	1.0	50
VM3212P33A000		2.0	50
VM3213P33A000		4.0	35
VM3221P33A000	1/2" NPT	1.0	50
VM3222P33A000		2.0	50
VM3223P33A000		4.0	35
VM3312P33A000	3/4" Sweat	2.0	50
VM3313P33A000		4.0	35
VM3317P33A000		7.5	35
VM3322P33A000	3/4" NPT	2.0	50
VM3323P33A000		4.0	35
VM3327P33A000		7.5	35
VM3413P33A000	1" Sweat	4.0	35
VM3417P33A000		7.5	35
VM3427P33A000	1" NPT	8.0	35
VM3517P33A000	1-1/4" Sweat	8.0	35

PopTop™ Modulating Spring Return Valve Assemblies

Spring return actuators return to the normal position when the power is lost for more than two seconds.



Features:

- Quicker installation time
- Easier maintenance
- Compatible with most DDC systems
- UL listed

THREE-WIRE FLOATING, 24 VAC MODULATING, SPRING RETURN

2-way Three-wire Floating			
Model ^a	Connection	Cv	Close-off psig p
VM2211Tx3A00T	1/2" Sweat	1.0	50
VM2212Tx3A00T		2.0	20
VM2213Tx3A00T		4.0	20
VM2221Tx3A00T	1/2" NPT	1.0	50
VM2222Tx3A00T		2.0	20
VM2223Tx3A00T		4.0	20
VM2312Tx3A00T	3/4" Sweat	2.0	20
VM2313Tx3A00T		4.0	20
VM2317Tx3A00T		7.5	15
VM2322Tx3A00T	3/4" NPT	2.0	20
VM2323Tx3A00T		4.0	20
VM2327Tx3A00T		7.5	15
VM2413Tx3A00T	1" Sweat	4.0	20
VM2417Tx3A00T		7.5	15
VM2427Tx3A00T	1" NPT	8.0	15
VM2517Tx3A00T	1-1/4" Sweat	8.0	15

3-way Three-wire Floating			
Model ^b	Connection	Cv	Close-off psig p
VM3211T13A00T	1/2" Sweat	1.0	50
VM3212T13A00T		2.0	20
VM3213T13A00T		4.0	20
VM3221T13A00T	1/2" NPT	1.0	50
VM3222T13A00T		2.0	20
VM3223T13A00T		4.0	20
VM3312T13A00T	3/4" Sweat	2.0	20
VM3313T13A00T		4.0	20
VM3317T13A00T		7.5	15
VM3322T13A00T	3/4" NPT	2.0	20
VM3323T13A00T		4.0	20
VM3327T13A00T		7.5	15
VM3413T13A00T	1" Sweat	4.0	20
VM3417T13A00T		7.5	15
VM3427T13A00T	1" NPT	8.0	15
VM3517T13A00T	1-1/4" Sweat	8.0	15



Features:

- Offers the same great features as the three-wire floating assemblies
- Operating range of 0 to 10 Vdc or 4 to 20 mA proportional control
- Jumper selectable operating ranges
- UL Listed

PROPORTIONAL, 24 VAC 0 TO 10 VDC, OR 4 TO 20 MA, SPRING RETURN

2-way Proportional			
Model ^a	Connection	Cv	Close-off psig p
VM2211Px3A000	1/2" Sweat	1.0	50
VM2212Px3A000		2.0	20
VM2213Px3A000		4.0	20
VM2221Px3A000	1/2" NPT	1.0	50
VM2222Px3A000		2.0	20
VM2223Px3A000		4.0	20
VM2312Px3A000	3/4" Sweat	2.0	20
VM2313Px3A000		4.0	20
VM2317Px3A000		7.5	15
VM2322Px3A000	3/4" NPT	2.0	20
VM2323Px3A000		4.0	20
VM2327Px3A000		7.5	15
VM2413Px3A000	1" Sweat	4.0	20
VM2417Px3A000		7.5	15
VM2427Px3A000	1" NPT	8.0	15
VM2517Px3A000	1-1/4" Sweat	8.0	15

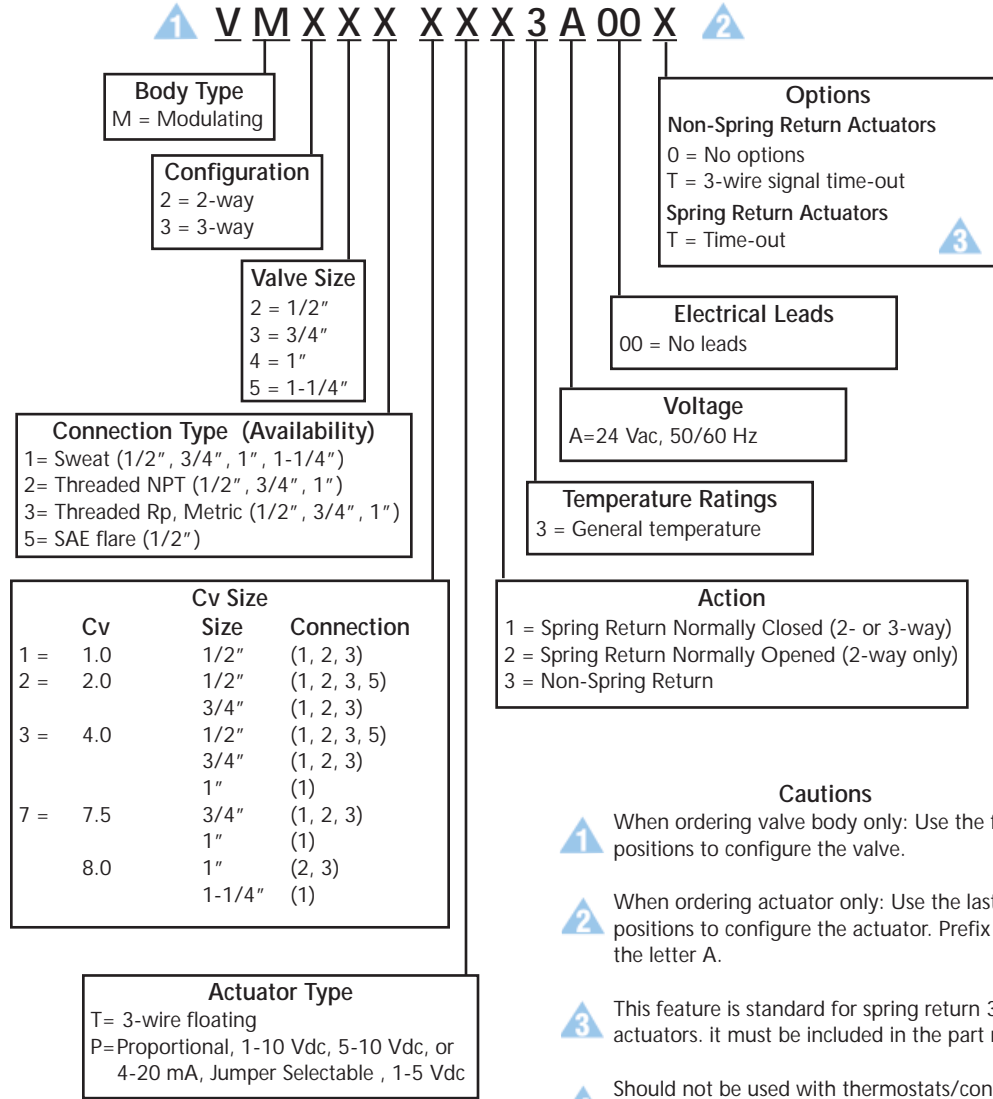
3-way Assemblies - Proportional			
Model ^b	Connection	Cv	Close-off psig p
VM3211P13A000	1/2" Sweat	1.0	50
VM3212P13A000		2.0	20
VM3213P13A000		4.0	20
VM3221P13A000	1/2" NPT	1.0	50
VM3222P13A000		2.0	20
VM3223P13A000		4.0	20
VM3312P13A000	3/4" Sweat	2.0	20
VM3313P13A000		4.0	20
VM3317P13A000		7.5	15
VM3322P13A000	3/4" NPT	2.0	20
VM3323P13A000		4.0	20
VM3327P13A000		7.5	15
VM3413P13A000	1" Sweat	4.0	20
VM3417P13A000		7.5	15
VM3427P13A000	1" NPT	8.0	15
VM3517P13A000	1-1/4" Sweat	8.0	15

Options

a. Spring action designation: N.C.=1, N.O.=2

b. Normally closed to B-port

Part Numbering System
ERIE POPTOP™ MODULATING, SPRING AND NON-SPRING RETURN ACTUATORS



Model	Action	Available Actuators		
		Position	Actuator Type	Option
AT13A00T	Spring Return	N.C.	3-wire Floating	With Time-out
AT23A00T	Spring Return	N.O.	3-wire Floating	With Time-out
AT33A000	Non-Spring Return		3-wire Floating	None 4
AT33A00T	Non-Spring Return		3-wire Floating	With Time-out
AP13A000	Spring Return	N.C.	Proportional	None
AP23A000	Spring Return	N.O.	Proportional	None
AP33A000	Non-Spring Return		Proportional	None

Erie Damper Actuators

Damper Actuators provide control for forced air zoning and draft control of solid fuel boilers and furnaces. The exclusive lost-motion drive protects the gear train from damage.



Features:

- Direct or linkage drive
- Simple 2-wire thermostat control
- Optional end switch
- Quick mounting
- CW or CCW models
- Quiet operation
- UL Recognized



Features:

- Direct or linkage drive
- Simple 2-wire thermostat control
- Optional end switch
- CW or CCW models
- Quiet operation
- UL Recognized
- Quick mounting

L SERIES, TWO-POSITION, MOTOR OPEN, SPRING RETURN

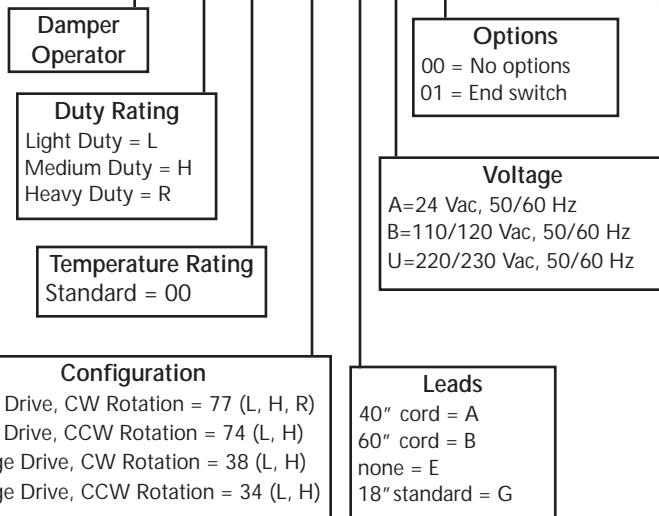
Light Duty - 45 in. oz. Motor Driven		
Model	Drive/Rotation	Voltage
0453L0077GA00	Direct CW	24 Vac
0453L0077GB00		120 Vac
0453L0077GA01		24 Vac, end switch
0453L0077GB01		120 Vac, end switch
0453L0038GA00	Linkage CW	24 Vac
0453L0038GB00		120 Vac
0453L0038GA01		24 Vac, end switch
0453L0038GB01		120 Vac, end switch
0453L0074GA00	Direct CCW	24 Vac
0453L0074GB00		120 Vac
0453L0034GA00	Linkage CCW	24 Vac
0453L0034GB00		120 Vac

H SERIES, TWO-POSITION, MOTOR OPEN, SPRING RETURN

Medium Duty - 55 in. oz. Motor Driven		
Model	Drive/Rotation	Voltage
0453H0077GA00	Direct CW	24 Vac
0453H0077GB00		120 Vac
0453H0077GA01		24 Vac, end switch
0453H0077GB01		120 Vac, end switch
0453H0038GA00	Linkage CW	24 Vac
0453H0038GB00		120 Vac
0453H0038GA01		24 Vac, end switch
0453H0038GB01		120 Vac, end switch
0453H0074GA00	Direct CCW	24 Vac
0453H0074GB00		120 Vac
0453H0034GA00	Linkage CCW	24 Vac
0453H0034GB00		120 Vac

Part Numbering System ERIE TWO POSITION, SPRING RETURN DAMPER ACTUATORS

0 4 5 3 X XX XX X X XX



Features:

- Direct drive
- Quick mounting
- Two-position motor driven open and motor drive close

R SERIES, MOTOR OPEN, MOTOR CLOSED

Heavy Duty - 150 in. oz. Motor Driven			
Model	Drive	Voltage	Control
0453R0077GA00	Direct	24 Vac	3-wire
0453R0077GB00	Direct	120 Vac	3-wire
0453R0077GU00	Direct	230 Vac	3-wire

Shaft Kits for L, H, and R Series

Model	Description	Diameter
453-52	6" to 12" shaft hardware	5/16"
453-69	12" to 120" shaft hardware	5/16"

Boiler Boss

Featuring the ZoneTrak™ Window and Priority Plus

Boiler Boss Relays

Boiler Boss relays are the most advanced and reliable single and multiple zone switching relays on the market today. Simplified wiring and universal compatibility makes installation clear.



Features:

- Domestic hot water priority zone
- 10 amp replaceable sealed contact relays
- Auto Test relay testing
- Priority Plus
- ZoneTrak for status indication



Features:

- Domestic hot water priority zone
- Replaceable sealed contact relays
- Selectable 90 or 180 second fan delay

SINGLE AND MULTI-ZONE CONTROL RELAYS FOR CIRCULATORS

The SR Single and Multiple-zone series control relays incorporate up to six double pole/single throw zone relays to provide control to a multi-zone hydronic system. Most models include Priority Plus.

Single and Multi-Zone Control for Circulators

Model	Description
SR100	1 Zone, DPDT, Universal relay
SR100AT	1 Zone, DPDT, Universal relay with Auto Test
SR201	2 Zone relay with Priority Plus ^a
SR201AT	2 Zone relay with Priority Plus ^a and Auto Test
SR201B	2 Zone relay Priority ^b
SR301	3 Zone relay with Priority Plus ^a
SR301AT	3 Zone relay with Priority Plus ^a and Auto Test
SR301B	3 Zone relay Priority ^b
SR601	4 to 6 Zone expandable relay with Priority Plus ^a
SR601AT	4 to 6 Zone expandable relay with Priority Plus ^a and Auto Test
SR601B	4 to 6 Zone expandable relay Priority ^b
EXP-10	1 Zone expansion for SR Relay replacement

a— In addition to priority only logic, Priority Plus allows non-priority heating zones to be locked out for up to one hour on a call for priority domestic hot water heating.

b— Priority only logic locks out non-priority heating zones indefinitely.

HYDRONIC AIR HANDLER PACKAGE

The WA300 controls up to two heat/cool air handlers or one heat/cool air handlers plus a radiant floor zone with DHW priority input/output and burner contacts.

Hydronic Air Handler Package

Model	Description
WA300	2 Zone Ht/Cl logic with DHW priority



Features:

- Domestic hot water priority zone
- 10 amp replaceable sealed contact relays
- Priority Plus
- ZoneTrak for status indication
- ZoneLink for priority extension
- 75 VA high capacity transformer

ZONE CONTROL SYSTEM FOR ZONE VALVES, CIRCULAR, AND BOILER

The VL500 controls up to five zone valves, an indirect system, a circulator, and boiler control—all in one controller. The ZoneLink™ feature allows an unlimited amount of controllers to be linked together.

Zone Control System

Model	Description
VL500	5 Zone or 4/1 priority zone with ZoneLink

Injection Pump and Valve Mixing Controls



Features:

- Boiler low temperature return protection
- Built in transformer and relays
- Exclusive "Sure Start" pump control
- Pump "Exercise" cycle
- Large, bright LED display
- Exclusive boiler short cycle protection
- Priority inputs

INJECTION PUMP MIXING CONTROL

The system 3000 injection Pump Mixing Control with reset provides control of the water temperature in the secondary (radiant) loop of a heating system, based on outdoor air temperature and design temperature settings using an injection pump. It also provides protection against boiler condensation by monitoring and controlling the return water temperature.

Injection Pump Mixing Control	
Model	Description
BB3000	Indoor/Outdoor reset injection pump mixing control



Features:

- Boiler low temperature return protection
- Built in transformer and relays
- Accurate proportional control of mixing valve
- Large, bright LED display
- Exclusive boiler short cycle protection

VALVE MIXING CONTROL

The System 3600 3-way Mixing Valve Control with reset provides control of the water temperature in the secondary (radiant) loop of a heating system. The system applies accurate proportional control to 3-way or 4-way mixing valves based on indoor/outdoor reset temperatures. It also provides protection against boiler condensation by monitoring and controlling the return water temperature.

Mixing Control	
Model	Description
BB3600	Indoor/Outdoor reset 3- or 4-way valve mixing control

Thermostats, Non-Digital

Erie offers advanced design in electronic microprocessor based thermostats and controllers. Erie combines the simplicity of a thermostat with the versatility and power of a controller. Ease of installation is combined with the flexibility of applications and maximum compatibility. Proportional plus integral (PI) control algorithms with advanced adaptive logic guides the microprocessor based units. This provides precise and stable control under varying system capacity and load conditions, without the need for tuning or calibrating the control algorithm.



Features:

- 0-10 Vdc heat and/or cool outputs
- Operates at 50 or 60 Hz
- Fan continuous operation



Features:

- Manual or automatic changeover
- Line voltage 3-speed fan control
- 24 to 277 Vac

0-10 Vdc CONTROLLER THERMOSTATS

The T167 thermostats provide proportional control of cooling fan coil damper and fan system.

ON/OFF ELECTRONIC THERMOSTATS FOR 24 TO 277 Vac

The T155 thermostats are designed for low and line voltage on/off control of valves, relays, and fan motors in various applications.

T167	
Model	Description
TA167-1 ^a	Heating and cooling
TA167-3	Heating or cooling, On/off only
TB167-1	Heating and cooling

** Model has no deadband between heating and cooling. If using as a heat/cool control, an optional changeover thermostat (680-243-x) is required.*

T155	
Model	Description
TA155-10	Heating and cooling, with 3-speed fan control manual changeover, Heat/Off/Cool switch
TA155-17	Heating or cooling, with 3-speed fan control, On/Off switch
TA155-18	Heating or cooling
TB155-10	Heating and cooling, with 3-speed fan control, auto changeover, On/Off switch
TB155-15	Heating and cooling, with auto changeover



Features:

- 2-pipe pr 4-pipe configurations
- Line voltage 3-speed fan control
- 24 to 240 Vac
- Bellows sensor



Features:

- Adjustable heat anticipator
- Fahrenheit and Celsius capability
- Mercury free

ON/OFF THERMOSTATS FOR 24 TO 250 Vac

The T500 thermostats are designed for low and line voltage on/off control of valves, relays, and fan motors in various applications.

ON/OFF THERMOSTATS

The 31-100 series thermostats are designed for applications which require a single pole/double throw switch, adjustable heat anticipator and fixed cooling and anticipator.

T500	
Model	Description
T511	Heating or cooling, 2-pipe with 3-speed fan control and Celsius dial
T511-F	Heating or cooling, 2-pipe with 3-speed fan control and Fahrenheit dial
T513	Heating or cooling, 4-pipe with 3-speed fan control and Celsius dial
T513F	Heating or cooling, 2-pipe with 3-speed fan control and Fahrenheit dial

31-100 SERIES	
Model	Description
31-100	Heating or cooling, No switches, Celsius
31-101	Heating and cooling, 1-speed fan, Celsius
31-102	Heating or cooling, No switches, Fahrenheit
31-103	Heating and cooling, 1-speed fan, Fahrenheit

Thermostats - Digital



Features:

- LCD display
- On/off temperature control output
- Three-wire floating control output
- Multiple speed fan switching
- 2-pipe/4-pipe configuration
- Summer/Winter changover option
- Setback capability
- Staged heat option
- Operates at 50 or 60 Hz
- Fahrenheit or Celsius display



Features:

- LCD display
- 0-10 Vdc or 4-20 mA outputs
- Low voltage fan cycling operation
- Multiple speed fan switching
- 2-pipe/4-pipe configuration
- Summer/Winter changover option
- Setback capability
- Staged heat option
- Operates at 50 or 60 Hz
- Fahrenheit or Celsius display

MICROPROCESSOR THERMOSTATS, DIGITAL DISPLAY, CONTROLLER, 3-WIRE FLOATING, AND ON/OFF

The T158 thermostats provide microprocessor control of fan coil units, air handling units, and terminal units and feature an LCD.

T158	
Model	Description
TA158-1	Heating and cooling, On/off only
TA158-2	Heating or cooling, On/off only, with 3-speed fan control
TB158-1	Heating and cooling
TB158-2	Heating and cooling with 3-speed fan control
TB158-3	Heating or cooling with 3-speed fan control
TB158-7*	Heating or cooling*
TB158-15	Heating or cooling
TB158-17	Heating and cooling with 1-speed fan control
TB158-18	Heating or cooling with 1-speed fan control

* Mode control feature not included on this model

MICROPROCESSOR THERMOSTATS, DIGITAL DISPLAY, CONTROLLER, 0-10 Vdc OR 4-20 mA

The T168 thermostats provide digital control of fan coil units, air handling units, and terminal units and feature an LCD.

T168	
Model	Description
TA168-1	Heating and cooling, Auxiliary heat feature
TA168-2	Heating or cooling, 3-speed fan control, fan cycling, Auxiliary heat feature
TA168-3	Heating or cooling, 3-speed fan control, fan cycling
TA168-4	Heating or cooling
TA168-5	Heating or cooling, fan cycling
TA168-6	Heating or cooling, fan cycling, 1-speed fan control, Auxiliary heat feature
TA168-7	Heating or cooling, fan cycling, 1-speed fan control
TA168-8	Heating or cooling, fan cycling, 1-speed fan control
TA168-9	Heating or cooling



Features:

- Large, easy to read LCD
- 1°F OR 2°F selectable heating operating differential
- Short cycle protection
- Mechanical low limit protection (FP model)
- Non-programmable
- Fahrenheit and Celsius display capability



Features:

- Fahrenheit or Celsius display
- Setback from occupancy, clock or BMS
- LCD display with backlight
- Keypad lockout
- Remote sensor option
- Changeover sensor option

LOW VOLTAGE WITH DIGITAL DISPLAY

The T200 thermostats are designed for low voltage heating, cooling, and single stage heat pump applications and feature an LCD.

T200	
Model	Description
T201	Heating only, No fan control
T201-FP	Heating only, No fan control with low limit protection
T204	Cooling only, Fan control
T205	Heating/cooling, Fan control
T205-FP	Heating/cooling, Fan control with low limit protection
T207	Heating/cooling, Fan control, B&O terminals
T207-FP	Heating/cooling, Fan control, B&O terminals with low limit protection

MICROPROCESSOR STAND ALONE THERMOSTATS

The T170 thermostats provide microprocessor control of fan coil units, air handling units and terminal units.

T170	
Model	Description
TA170-16	Heating and cooling, Auxiliary heat feature
TA170-18	Heating or cooling, 3-speed fan control, fan cycling, Auxiliary heat feature
TB170-9	Heating and cooling, 3-speed fan control, fan cycling

Copyright © 2007, TAC
All brand names, trademarks and registered trademarks are
the property of their respective owners. Information contained
within this document is subject to change without notice.
All rights reserved.

F-27085-3 04-07

1354 Clifford Avenue
Loves Park, IL 61111
815-637-3000



www.tac.com

