



# Indoor Condensing Unit Technical Data Sheet

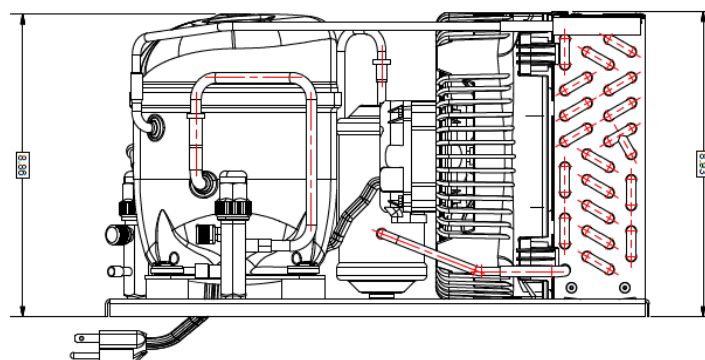
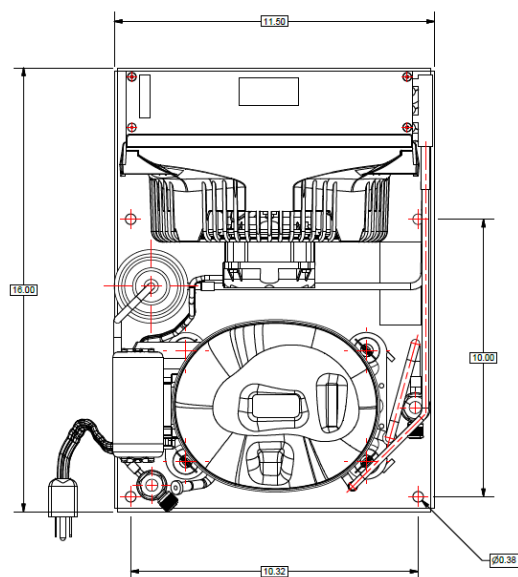


Model: AE4430Y-AA1AS\*

BoM: 32F470-\*(9S)

R-134a / R-513A

1/4 HP



Model	Dimensions, inches				Line Connection*		Pumpdown	Air	Oil Ch	Gr. Wt.
	L	W	H	CH	Suction	Liquid	90 °F 90%	CFM	Oz.	Lbs.
AE4430Y-AA1ASK	16.0	11.5	8.93	8.86	5/16" S	1/4" S	n/a	190	9.5	38.1
AE4430Y-AA1ASB							1.83 lbs.			38.7
AE4430Y-AA1ASC					3/8" S	1/4" S	1.83lbs.			39.5
AE4430Y-AA1ASS							n/a			38.9

\* F = Flare, S = Solder, RF or RS = Rotolock with Flare or Solder Connections, C = Compression Fitting  
Factory charge: 20 PSIG Nitrogen – **MUST BE EVACUATED**

Evaporator		R-134a Performance				Ambient Temperatures							
		80°F				90°F			100°F			110°F	
°F	PSIG	BTU/H	Watts	Cond T	BTU/H	Watts	Cond T	BTU/H	Watts	Cond T	BTU/H	Watts	Cond T
10	12.1	1570	300	95	1430	310	104	1320	310	114	1190	320	122
15	15.2	1770	310	97	1620	320	106	1490	330	115	1350	340	124
20	18.6	2000	330	98	1830	340	108	1680	350	117	1530	360	126
25	22.3	2230	350	101	2050	360	110	1880	370	119	1710	380	128
30	26.3	2480	360	103	2290	380	112	2100	390	122	1910	400	130
35	30.6	2750	380	105	2540	400	115	2330	410	124	2120	420	132
40	35.2	3030	400	108	2800	420	117	2570	430	127	2340	450	135
45	40.3	3330	420	111	3080	440	120	2840	460	129	2570	480	138
50	45.6	3640	440	114	3380	470	123	3110	480	132	2810	500	140
55	51.4	3960	470	118	3690	490	126	3400	510	135	3070	530	143

Performance @ 60Hz, Return Gas 40°F for 20°F and Below Evaporator and 65°F above 20°F Evaporator, Sub cooling 5°F

Evaporator		R-513A Performance											
		Ambient Temperatures											
		80°F			90°F			100°F			110°F		
°F	PSIG	BTU/H	Watts	Cond T	BTU/H	Watts	Cond T	BTU/H	Watts	Cond T	BTU/H	Watts	Cond T
10	15.4	1579	335	98	1410	338	108	1240	342	117	1071	346	127
15	18.8	1882	348	101	1698	354	110	1514	360	119	1330	365	129
20	22.4	2167	363	103	1968	371	112	1770	378	122	1571	386	131
25	26.4	2433	379	106	2220	388	115	2007	398	124	1793	408	133
30	30.6	2681	396	109	2453	407	117	2225	419	126	1998	431	135
35	35.2	2910	414	111	2668	428	120	2426	441	129	2183	455	138
40	40.1	3121	434	114	2864	449	123	2607	465	131	2351	480	140
45	45.4	3314	454	117	3042	472	126	2771	489	134	2500	507	143
50	51.0	3488	476	120	3202	496	129	2916	515	137	2630	535	145
55	57.1	3643	499	123	3343	521	132	3043	542	140	2742	563	148

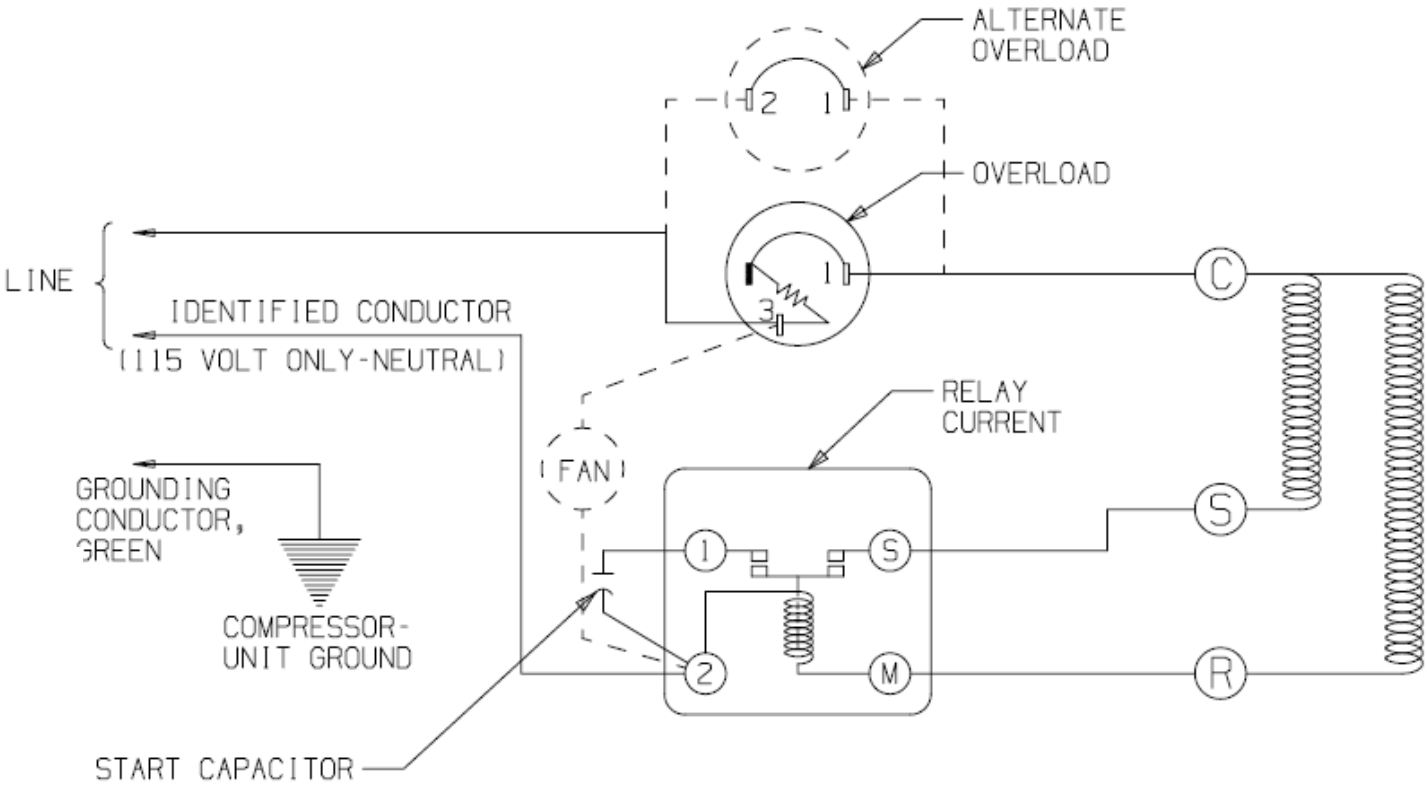
Performance @ 60Hz, Return Gas 40°F for 20°F and Below Evaporator and 65°F above 20°F Evaporator, Sub cooling 5°F

### Specifications/ Parts:

<b>Unit Model</b>	<b>AE4430Y-AA1ASK</b>
<b>Unit Bill of Material</b>	<b>32F470-39S</b>
Refrigeration Range	20° F to 55° F
Design Pressure Low	150
Design Pressure High	450
Nominal Volts-Hz-Ph	115/60/1
Voltage Range	103 to 127
Min. Circuit Ampacity	6.7
Max. Fuse Size (amps)	15
Compressor Model	AE4430Y-AA1A
Comp. Bill of Material	AE1023E-212-J7
Compressor RLA/LRA	4.91/27.5
Overload	830-10043
Relay	820-10030
Run Capacitor	N/A
Start Capacitor	85S-10168
Power Cord	85106-10
Fan Motor	810L009B96
Fan Motor RLA	.58
Fan Blade	51578
Fan Shroud/Guard Combo	116-002P
Condenser	506-G434
Unit Drawing	DGU1896-G103
Wiring Diagram	DEAE-10

<b>Unit Model</b>	<b>AE4430Y-AA1ASB</b>
<b>Unit Bill of Material</b>	<b>32F470-49S</b>
Receiver Tank	51085-1
Power Cord	85106-10
Unit Drawing	DGU1896-G103
<b>Unit Model</b>	<b>AE4430Y-AA1ASC</b>
<b>Unit Bill of Material</b>	<b>32F470-59S</b>
Receiver Tank	51085-1
Power Cord	85106-10
Liquid Valve	56605
Suction Valve	56604
Unit Drawing	DGU1896-G103
<b>Unit Model</b>	<b>AE4430Y-AA1ASS</b>
<b>Unit Bill of Material</b>	<b>32F470-69S</b>
Power Cord	85106-10
Liquid Valve	56605
Suction Valve	56604
Unit Drawing	DGU1896-G103
Replacement Kit: Relay	K71-74
Replacement Kit: O/L	K90-55
Replacement Kit: St. Cap	K146-17

# Electrical Diagram



115 OR 230 V SCHEMATIC WIRING DIAGRAM