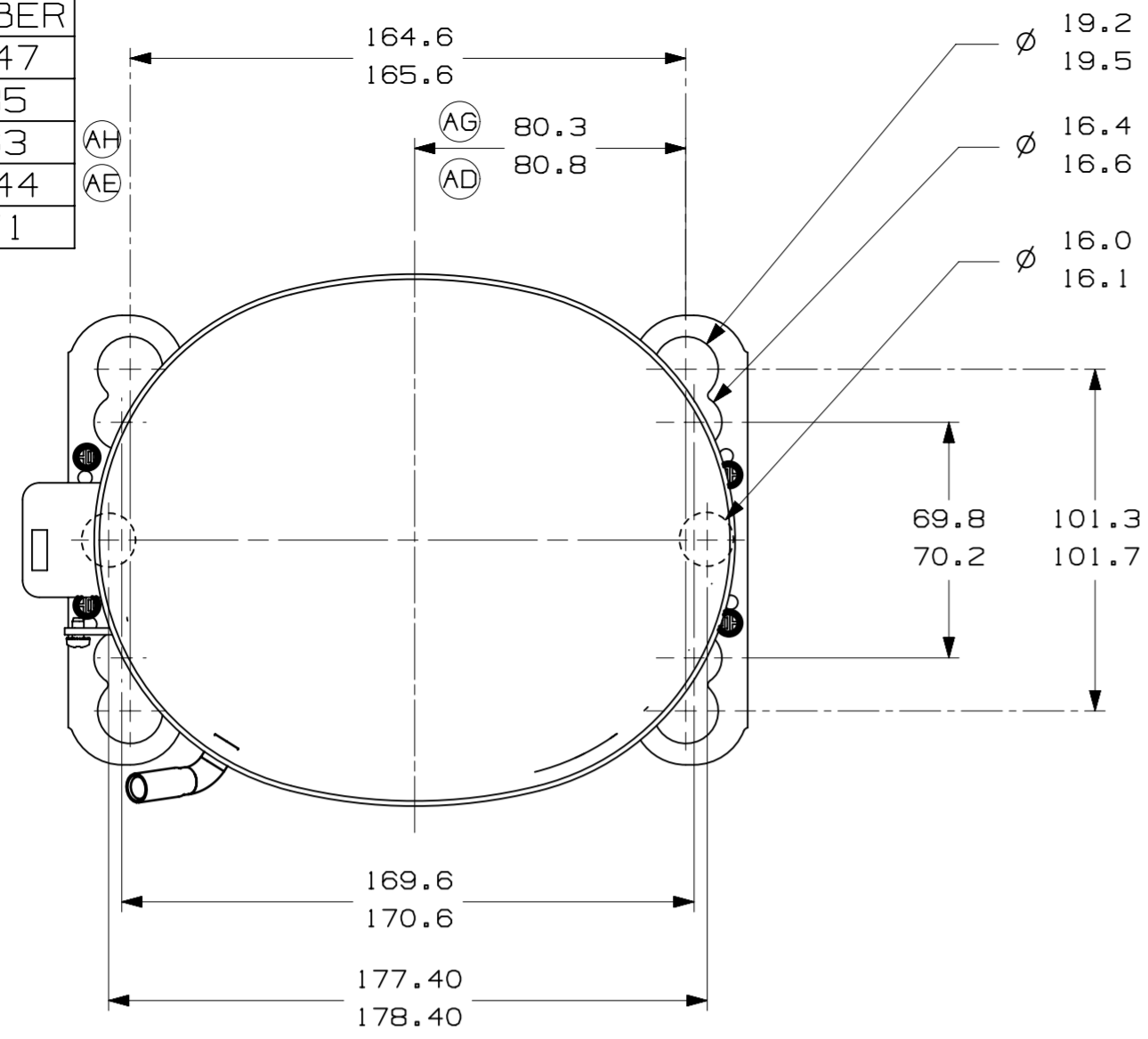
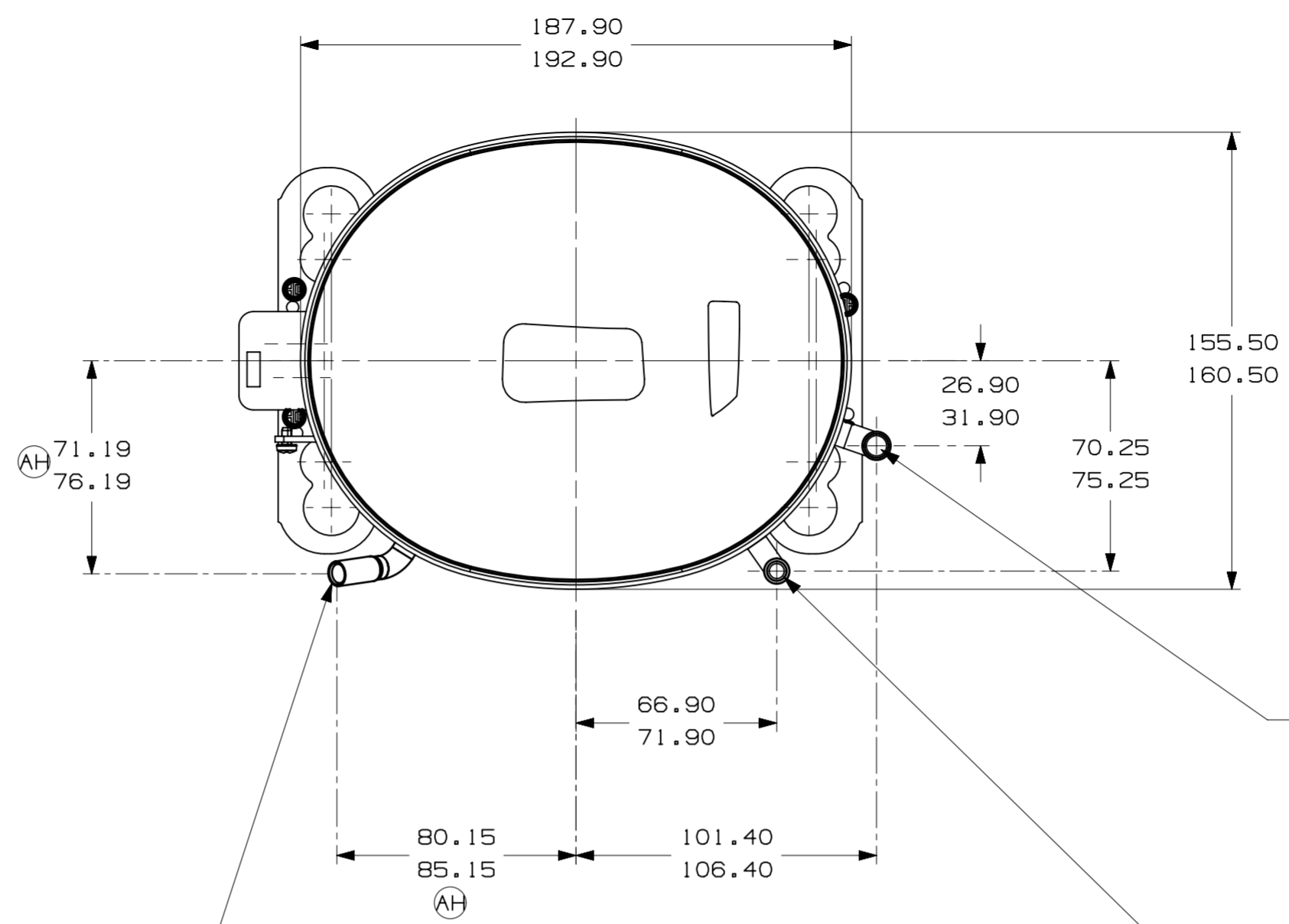


ITEM	PART NUMBER
A	320-10147
B	14963285
C	14947663
D	580-10244
E	14963571



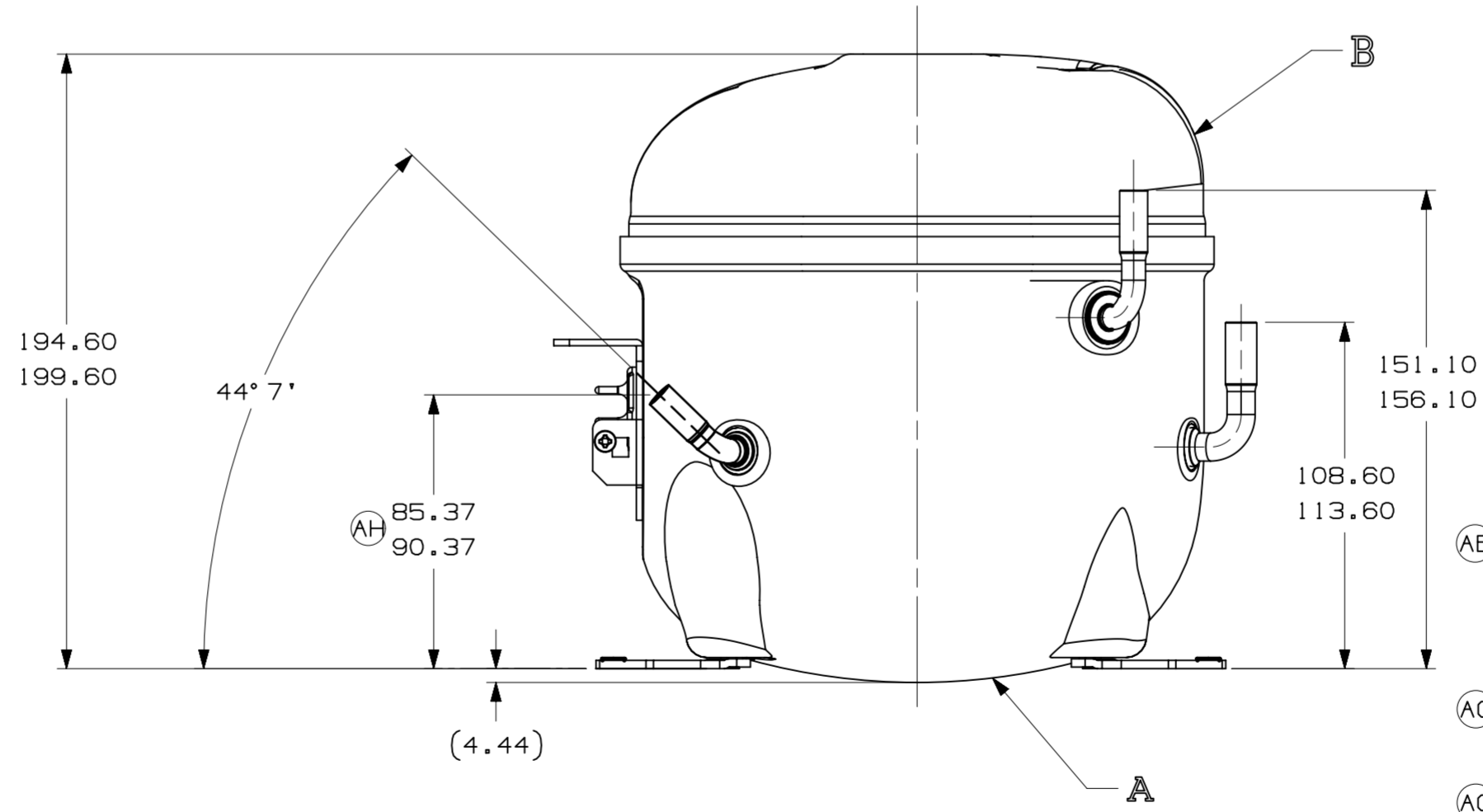
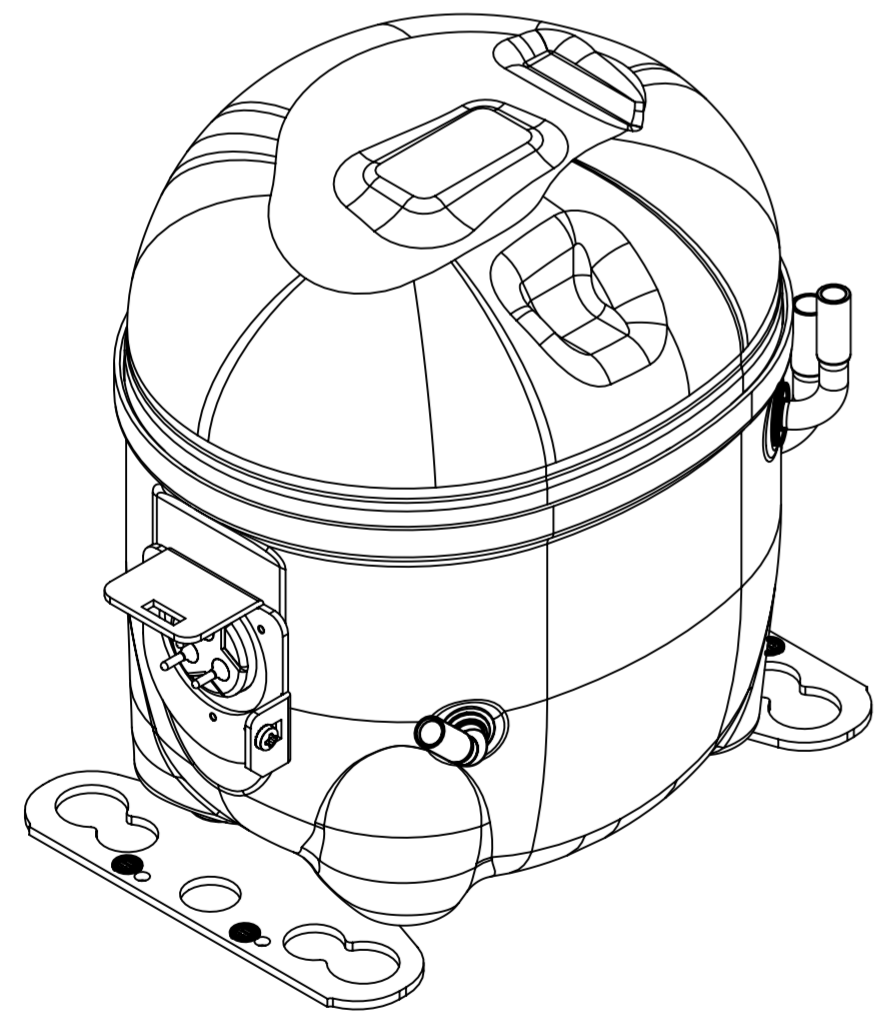
- AUXILIARY VIEW -
FASTENING DIMENSIONS



E- (COPPER) SUCTION TUBE
GAGE I.D. TO 8.00-8.10
× 15.00-17.00 DEEP.

C- (COPPER) PROCESS TUBE
GAGE I.D. TO 6.45-6.55
× 15.00-17.00 DEEP.

D- (COPPER) DISCHARGE TUBE
GAGE I.D. TO 6.45-6.55
× 15.00-17.00 DEEP.



- NOTES:
- 1- IF SPECIFIED IN BM. ASSEMBLE PARTS AS SHOWN.
 - 2- SEE SPEC. "A-B" & A-C FOR PROCESS.
 - 3- THERE CAN BE NO CREASES IN THE TUBES. (CREASES ARE SIGNS OR MARKS THAT ARE IN SOMETHING THAT BENDS)
 - 4- AFTER THE FOLDS IN THE TUBES, CANNOT BE ACCELERATED TO AREA EXCEEDING 30%.
 - 5- TUBES OF SUCTION, DISCHARGE AND PROCESS MUST BE FREE OF INK ON 15.8mm (5/8") FROM TOP OF THE TUBES AS SPEC. T.P.Co. A-B4.
 - 6- FOR SUPPLIER ENVIRONMENTAL REGULATORY REQUIREMENTS, SEE TECUMSEH GLOBAL SPEC. 08.

LT	LC	CHANGE	DATE
AA		LIBERACAO	08/06/12 PS. A.M.
AB		ACRESCENTADA NOTAS 3 E 4	28/08/11 J.B. / A.M.
AC	A/2	ADICIONADO NOTA	13-09-13
AD	F/7	ALTERADA MEDIDA ERA:180.30-80.80	31-01-14 PS. R.G.
AE	F/B	ALTERADO TUBO D ERA: 14963519	03-03-15 PS. R.G.
AF		RETIRADO DETALHE (AREA ISENTA DE PINTURA)	08-06-16 WC.
AG	A/3 F/7	ALTERADA MEDIDA (AREA ISENTA DE PINTURA) ERA: 82.30-82.80 E ACRESC. NOTA 6	02-05-22 GM. R.G.
AH	E5	ERA 72.10-77.10	
	D4	ERA 86.60-91.60	
	B5	ERA 91.60-96.60	

THIRD ANGLE PROJECTION

UNITS: mm

DRAWING SIZE: A2

0. A SYMBOLS AS PROCEDURE 2.01.031 TECUMSEH OF BRAZIL

NAME: SALES COMPRESSOR

PART NO.: DCAE212

SCALE: 1:2

PAGE: 1/1

DATE: 12/09/11

REF.

FAMILY: AE2