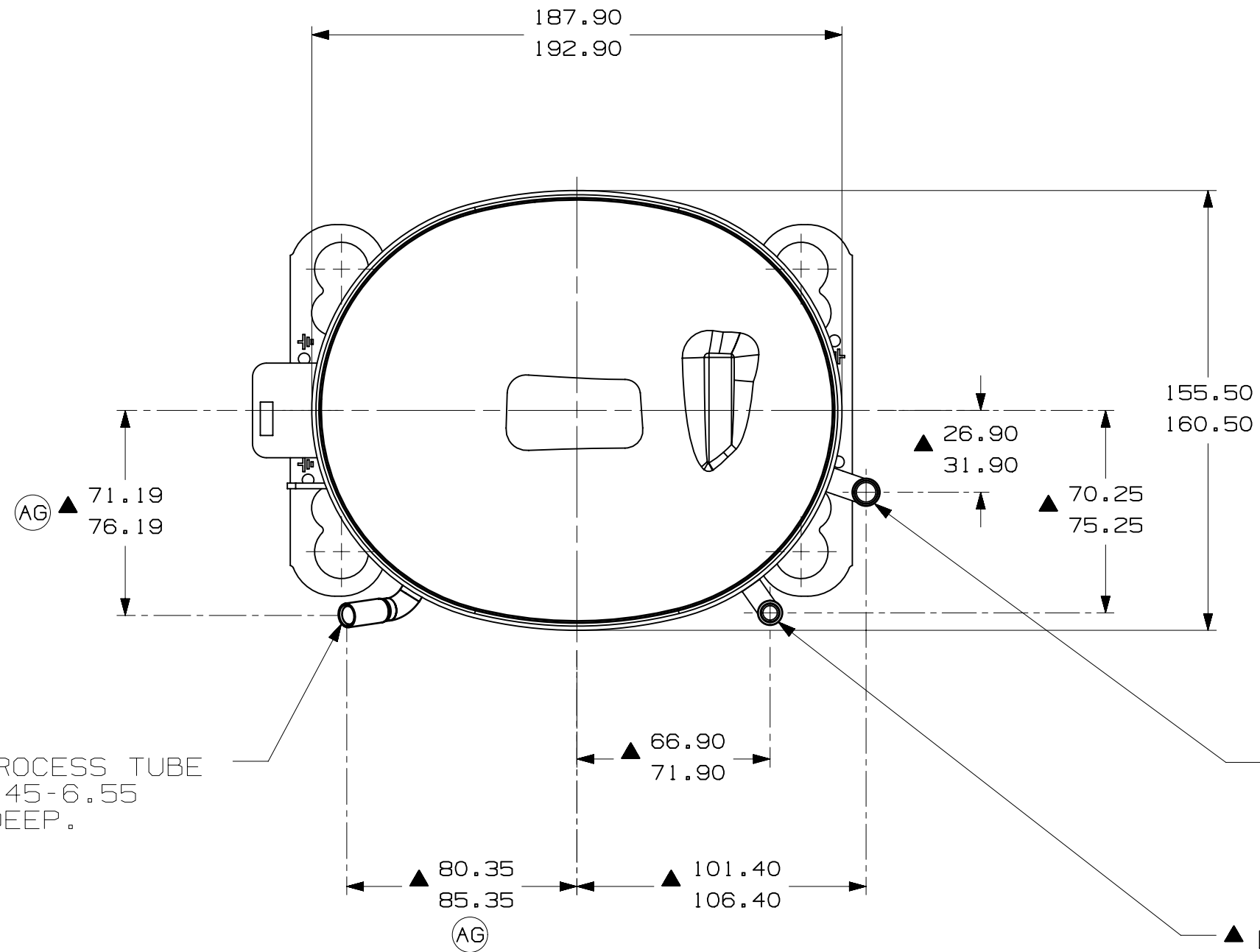


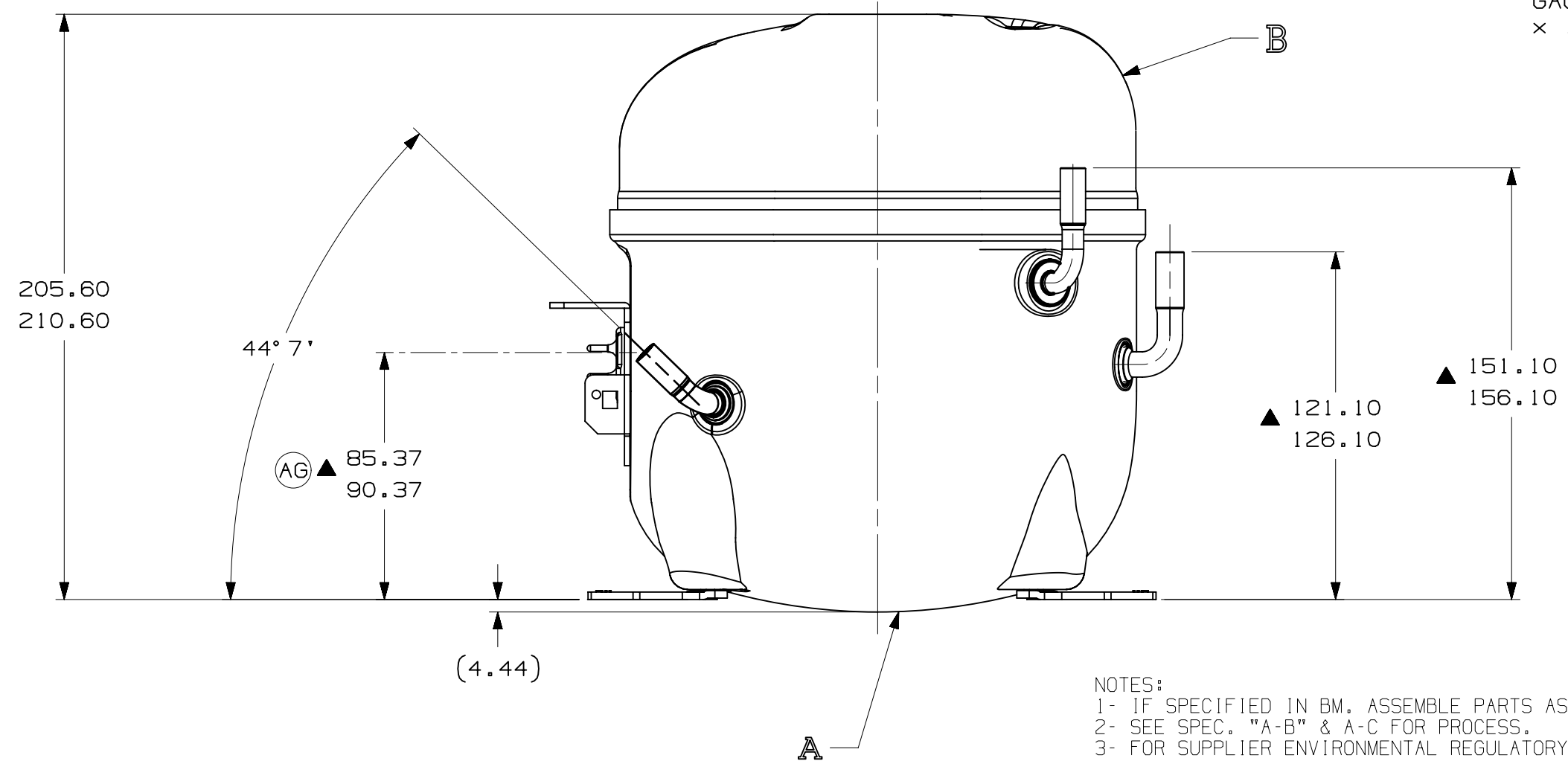
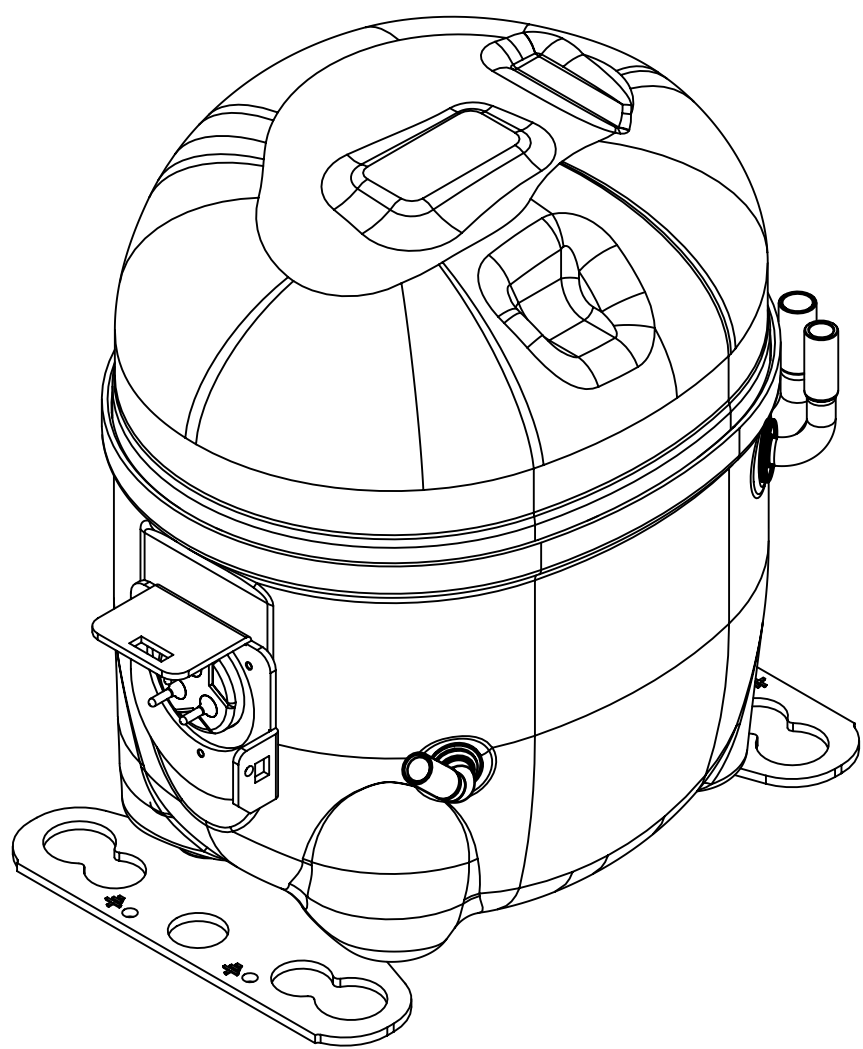
- AUXILIARY VIEW -  
FASTENING DIMENSIONS



▲ C - (COPPER) PROCESS TUBE  
GAGE I.D. TO 6.45-6.55  
× 15.00-17.00 DEEP.

▲ E - (COPPER) SUCTION TUBE  
GAGE I.D. TO 8.00-8.10  
× 15.00-17.00 DEEP.

▲ D - (COPPER) DISCHARGE TUBE  
GAGE I.D. TO 6.45-6.55  
× 15.00-17.00 DEEP.



- NOTES:
- 1- IF SPECIFIED IN BM, ASSEMBLE PARTS AS SHOWN.
  - 2- SEE SPEC. "A-B" & A-C FOR PROCESS.
  - 3- FOR SUPPLIER ENVIRONMENTAL REGULATORY REQUIREMENTS, SEE TECUMSEH GLOBAL SPEC. 08
  - 4- THERE CAN BE NO CREASES IN THE TUBES. (CREASES ARE SIGNS OR MARKS THAT ARE IN SOMETHING THAT BENDS)
  - 5- AFTER THE FOLDS IN THE TUBES, CANNOT BE ACCELERATED TO AREA EXCEEDING 30%.
  - 6- TUBES OF SUCTION, DISCHARGE AND PROCESS MUST BE FREE OF INK ON 15.8mm (5/8") FROM TOP OF THE TUBES AS SPEC. T.P.Co. A-B4.

ITEM	PART NUMBER
A	320-10229
B	14963286
C	14947663
D	580-10243
E	14963571

LT	LC	CHANGE	DATE
EC102397	03-06-12	GM. R6.	
EC80775	14-02-18	PS. R6.	
EC70368	08-06-16	AMP. R6.	
EC59687	03-03-15	PS. R6.	
EC48188	21-01-14	PS. R6.	
EC52840	13-09-13	AMP. R6.	
EC45076	15-05-12	P.S. A.M.	

THIRD ANGLE PROJECTION

UNITS: mm

DRAWING SIZE: A2

0. A SYMBOLS AS PROCEDURE 2.01.031 TECUMSEH OF BRAZIL

NAME: SALES COMPRESSOR

PART NO.: DCAE679

SCALE: 1:2

PAGE: 1/1

DATE: 19/04/12

REF.

FAMILY: AE2

B5	ERA 91.60-96.60
D4	ERA 86.60-91.60
E5	ERA 72.10-77.10
B1	ERA 14963573
F7	ALTERADA MEDIDA (AREA ISENTA DE PINTURA) ERA: 82.30-82.80
AE	RETIRADO DETALHE (AREA ISENTA DE PINTURA)
AD A/1	ALTERADO TUBO D ERA: 14963518
AC F/7	ALTERADA MEDIDA ERA: 80.30-80.80
AB A/3	ADICIONADO NOTA
AA	LIBERACAO