


# CHARGING ADAPTERS, REPLACEMENT GASKETS & DEPRESSORS

\* Includes Access Valve Core (0377-001) – (90-110 PSI Opening)

\*\* Includes Check Valve Core (0332-002) – (8-12 PSI Opening)

## 90° ADAPTERS




		REPLACEMENT	GASKET/O-RING	DEPRESSOR
A	<a href="#">90333-R</a>	Shut-Off Valve 1/4" MFL x 1/4" FFL	<a href="#">90336</a>	-
B	<a href="#">90314*</a>	1/4" MFL x 1/4" FFL with Valve Core	<a href="#">42010</a>	<a href="#">42014</a>
B	<a href="#">90354*</a>	1/4" MFL x 3/16" FFL (High Side) GM 1976 & Later	<a href="#">90369</a>	<a href="#">90368</a>

## 45° ADAPTERS




		REPLACEMENT	GASKET/O-RING	DEPRESSOR
C	<a href="#">90924</a>	1/4" MFL x 1/4" FFL	<a href="#">42010</a>	<a href="#">42014</a>
C	<a href="#">90927*</a>	1/4" MFL x 3/16" FFL (High-Side)	<a href="#">90369</a>	<a href="#">90368</a>

## STRAIGHT ADAPTERS



		REPLACEMENT	GASKET/O-RING	DEPRESSOR
D	<a href="#">90335-R</a>	Shut-Off Valve 1/4" MFL x 1/4" FFL	<a href="#">90336</a>	-
E	<a href="#">82634*</a>	1/4" FFL x 1/2" ACME-M	<a href="#">90331</a>	-
E	<a href="#">82634-M</a>	1/4" FFL x 1/2" ACME-M without Valve Core	-	-
F	<a href="#">90358*</a>	1/4" MFL x 3/16" FFL (High-Side)	<a href="#">42010</a>	<a href="#">42014</a>
G	<a href="#">90274</a>	1/4" MFL x 1/4" FFL Swivel	<a href="#">42010</a>	<a href="#">42014</a>
G	<a href="#">90332**</a>	1/4" MFL x 1/4" FFL Anti-Blowback Fitting	<a href="#">42010</a>	<a href="#">42014</a>
G	<a href="#">90357</a>	1/4" MFL x 3/16" FFL (High-Side) Swivel	<a href="#">90369</a>	<a href="#">90368</a>
H	<a href="#">90633</a>	1/4" MFL x 1/4" MFL Union	-	-
H	<a href="#">82633</a>	1/2" ACME-M x 1/2" ACME-M Union	-	-
I	<a href="#">90413</a>	Convert 1/4 to 5/16 SAE (1/2-20 UNF) Swivel Female Nut with Depressor	-	-

## FLEX ADAPTERS




		REPLACEMENT	GASKET/O-RING	DEPRESSOR
J	<a href="#">90356*</a>	1/4" MFL x 1/4" FFL	<a href="#">42010</a>	<a href="#">42014</a>
K	<a href="#">90410</a>	Convert 1/4 SAE Hose into 5/16 SAE, 1/2-20 UNF Swivel Connection for R410A	-	-
L	<a href="#">90411</a>	Flex Adapter with Ball Valve - convert 1/4 SAE hose into 5/16 SAE, 1/2-20 UNF swivel connection for R410A	-	-

## ACCESS SERVICE TOOLS



		REPLACEMENT	GASKET/O-RING	DEPRESSOR
M	<a href="#">90296*</a>	1/4" MFL x 1/8" NPT	-	-
M	<a href="#">80296*</a>	1/2" ACME-M x 1/8" NPT	-	-

## SWIVEL ADAPTERS



		REPLACEMENT	GASKET/O-RING	DEPRESSOR
N	<a href="#">90416</a>	R410A 1/4" SAE x 5/16 SAE (1/2" - 20 UNF) Swivel/Angle Adapter Fitting	-	-
O	<a href="#">82031</a>	Vacuum Pump Swivel Adapter - screws onto existing 1/4" flare fitting and converts to 1/4"-FL and 1/2" ACME	-	-

## TANK ADAPTER



		REPLACEMENT	GASKET/O-RING	DEPRESSOR
P	<a href="#">90637</a>	3/4-16 x 1/4" FL	<a href="#">90638</a>	-