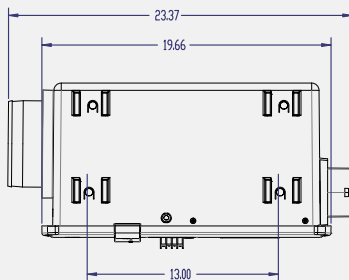


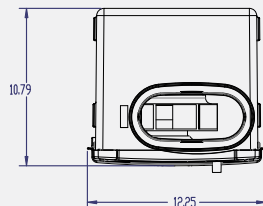
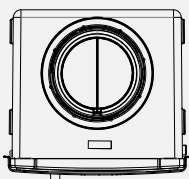
SPECIFICATIONS

Overall Unit Dimensions	12¼" W x 11¾" H x 23¾" L
Unit Weight	15 lbs
Inlet Collar	6" Round
Outlet Collar	6" Oval
Ventilation Setting	Off, 6-60 min/hr Code/Comfort Operation
Ambient Temperature	0°F - 140°F
Outdoor Temperature Limits	Low: -10°F - 40°F High: 85°F - 105°F
Indoor RH Limits	Low: 10 - 30% High: 45 - 70%
Voltage	115 VAC, 1 phase, 60 Hz
Power	Includes 6' power cord
Ducting	6" dia. flexible insulated duct
Warranty	5 Years
ETL	Tested to UL Standard 705 Not for outdoor use



INLET
Round collar for 6" dia. duct

OUTLET
Oval collar for 6" dia. duct



FEATURES

- + Kit includes 8145NC Fresh Air Ventilator, 8120X Ventilation Control, 6" start collar and 6" inlet hood.
- + 8120X control included to allow for high and low outdoor temperature limit lock-outs while maintaining ASHRAE Standard 62.2
- + High and low indoor relative humidity (RH) limits can be set on the controller
- + Patented logic adjusts on-time and cycle time to meet ventilation requirements within set temperature and ranges*
- + Integrated powered damper and removable, washable MERV 6 filter. Replacement MERV 13 filter available.

BENEFITS

- + Kit includes everything needed to install ventilation into existing homes
- + Reduces the amount of viruses and contaminants in indoor air by brining in fresh outdoor air
- + Durable construction withstands jobsite abuse
- + Optimizes energy savings by locking out ventilation during hottest/coldest times of the day
- + Robust design handles hot attics up to 140°F
- + Requires only a switched outlet and 24 volt wiring to HVAC system
- + Furnace or air handler does not require an ECM motor to meet efficacy requirement

When properly installed and set, the Aprilaire Model 8145K will meet the mechanical ventilation requirements of:**

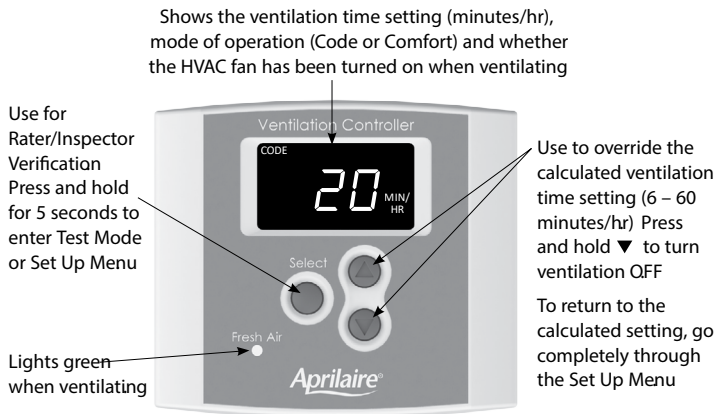
- + ASHRAE 62.2
- + Energy Star for Homes
- + EPA Indoor airPLUS
- + 2018/2015/2012 International Residential Code (IRC)
- + 2018/2015/2012 International Energy Conservation Code (IECC)
- + California Energy Commission Title 24

*Pat. No. 9,874,366. Applies to all controls listed below.

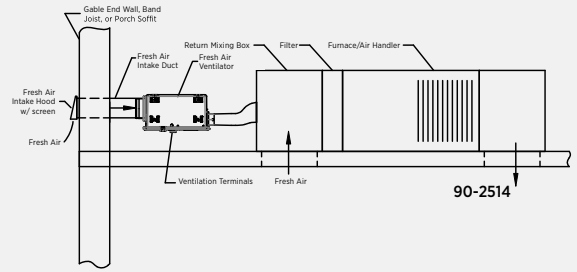
**8145K compliance is subject to the functionality of the external control. To assure compliance, use an 8910, 8910W, 8920W, 8620 or 8620W thermostat or 8120X ventilation controller.

*Control shown below on unit. Control can be installed on unit or onto flat ductwork.

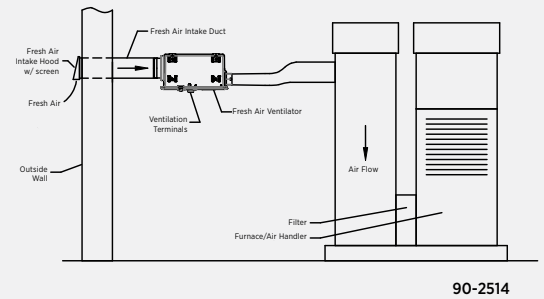
Controller Interface



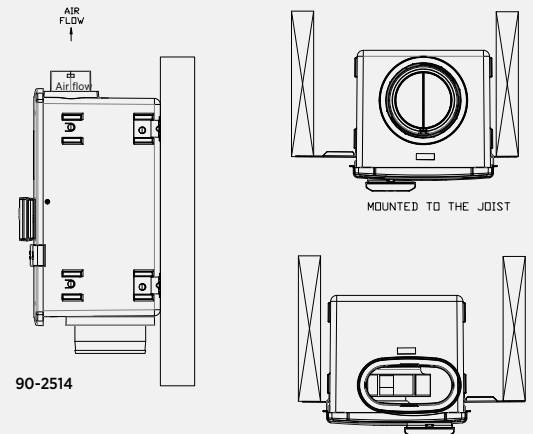
Typical Attic Installation



Typical Basement Installation



Mounted to the Wall | Mounted to the Joist



▶ RECOMMENDED “HEALTHY HOME” SETTING

- + When installing, set the 8120X to operate the 8145 for at least 20 minutes per hour. To do so, simply use the up and down buttons to adjust the ventilator to run for 20 MIN/HR after inputting or changing the settings.

▶ SEQUENCE OF OPERATION – “COMFORT” SETTING

- + The control will open the vent damper with a heating, cooling or fan call if the outdoor air temperature is within the high and low ventilation temperature limits and the indoor RH is within the high and low RH limits, for the set number of minutes during a one-hour cycle period. The outdoor temperature sensor must be wired to the 8120X allow for this sequence of operation.
- + If the HVAC equipment does not turn on enough to meet the ventilation time within the hour, the control will open the vent damper and turn on the HVAC fan without a call, if the outdoor air temperature and indoor RH is within the set limits. If the outdoor temperature or indoor RH are outside of the set limits, then no ventilation will occur.

ESTIMATED PERFORMANCE VALUES		
External Static Pressure*** ("w.c.)	Airflow (CFM)	Efficacy (CFM/watt)
0.0	210	5.2
0.2	180	4.4
0.4	150	3.5
0.6	120	2.8

*** Measured across ventilator.