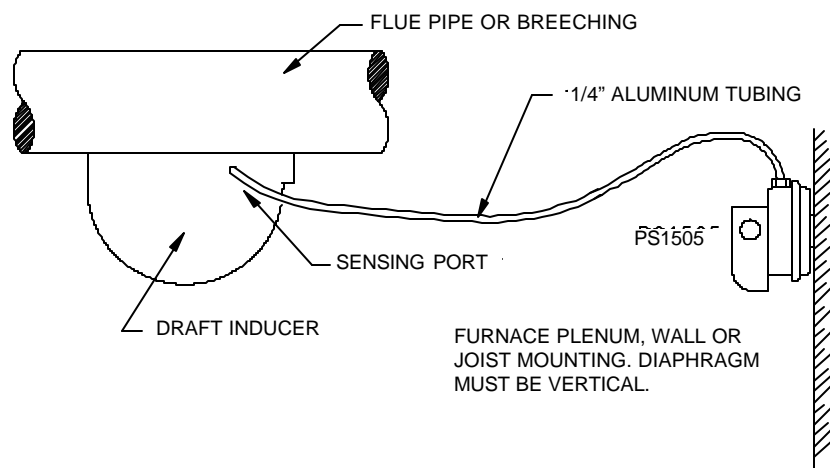


# MODEL PS1505 FAN PROVING SWITCH DESIGNED FOR TJERNLUND AUTO-DRAFT® INDUCERS

## PURPOSE

The Tjernlund PS1505 Fan Prover has been designed to monitor the pressure within the fan housing only. A motor or wheel failure will decrease housing pressure and deactivate the pressure switch, thus preventing combustion

## TYPICAL INSTALLATION



## SPECIFICATIONS

**Voltage:** 125VA pilot duty at 24 volts AC

300VA pilot duty at 115 to 277 volts AC

15 amps non-inductive to 277 volts AC

**Electric Switch:** SPST, normally open snap acting contacts

**Electric Connectors:** #6-32 screw terminals with cup washer

**Control Set Point:** Nonadjustable

**Operating Pressure:** On increasing vacuum pressure rise, .05 ± .02" W.C. with diaphragm in vertical position

**Maximum Pressure:** 1/2 psi

**Operating Temperature Range:** -40° to 190° F.


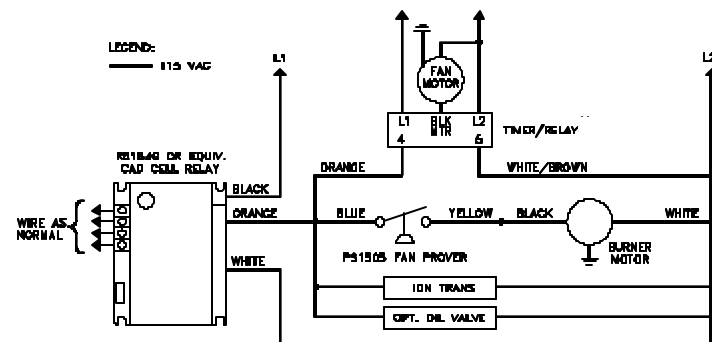
**Mounting Position:** Diaphragm vertical

**Dimensions:** 5" diam., 5 1/2" across mounting bracket, 3" high

**Weight:** 1 Lb. 2 oz.

**Finish:** Zinc plated steel

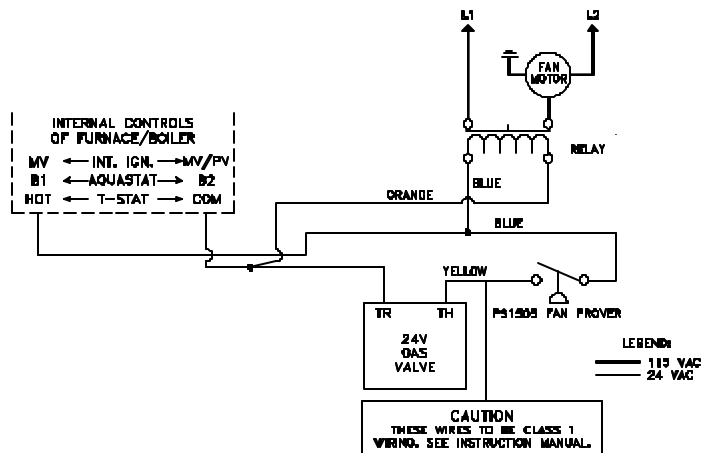
## TYPICAL OIL WIRING



## FEATURES

- Simple Installation
- Mounting Hardware Furnished
- Fixed Set Point

## TYPICAL GAS WIRING



## TJERNLUND PRODUCTS, INC.

1601 Ninth Street • White Bear Lake, MN 55110-6794

PHONE (651) 426-2993 • (800) 255-4208 • FAX (651) 426-9547

Visit our web site • [www.tjernlund.com](http://www.tjernlund.com)