

BE ORANGE.

BE BETTER.

2021 CONTRACTOR CATALOG

**BE MORE
PRODUCTIVE
ON EVERY JOB**



 **BRIDGEPORT**
BPTFITTINGS.COM

SOLAR PRODUCTS

SOLAR POWER INVERTER



SGB SERIES MIGHTY-RITE® SPLIT GROUNDING BUSHINGS INSTALL BEFORE OR AFTER WIRE IS PULLED AND TERMINATIONS ARE MADE.



ROOFTOP TRANSITION BOX




160-G SERIES GROUNDING LOCKNUTS FASTEN AND GROUND BRIDGEPORT CONNECTORS, THREADED HUBS AND NIPPLES.



190 SERIES LOCK-A-LINER BUSHINGS INSULATE CONNECTORS, NIPPLES AND BUSHINGS WITH CONDUCTORS TERMINATED.

RIGID RACEWAY SEAL



140 SERIES SEALING LOCKNUTS PROVIDE RAIN-TIGHT SEAL WHEN FASTENING THREADED RIGID TO ENCLOSURE.

MAKE THE BEST CONNECTIONS UNDER THE SUN.

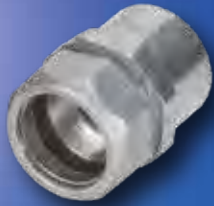


THICK WALLED PV COMBINER BOX



250-RT2XL SERIES EXTRA LONG MIGHTY-SEAL® RAIN-TIGHT CONNECTORS EXTRA LONG THREADS MAKE FOR EASY CONNECTIONS TO THICKER ENCLOSURES.

PV EMT RACEWAY



290-RT SERIES MIGHTY-MERGE® RAIN-TIGHT TRANSITION COUPLINGS PROPERLY CONNECT TO HUBS OR TRANSITION EMT TO RIGID IN WET LOCATIONS.




40CG SERIES LBs THREADED CONDUIT BODIES FOR RACEWAY DIRECTION CHANGE.

WET LOCATION ENCLOSURE SEAL



250-RT2 SERIES RAIN-TIGHT EMT CONNECTORS INTERNAL SEAL RING AND KNOCKOUT GASKET PROVIDES LISTED WET LOCATION SEAL.



LEARN MORE ABOUT OUR SOLAR PRODUCTS
VISIT: BPTFITTINGS.COM/SOLAR

EXPOSED LOCATION PRODUCTS

GEC AND RACEWAY GROUNDING AND BONDING




MCH SERIES
MIGHTY-BOND®
GROUNDING AND
BONDING HUBS



IGBC SERIES
MIGHTY-BOND®
GROUND ROD
BRIDGE CLAMP

ROOF TOP LIQUID TIGHT TRANSITION TO RIGID/IMC



4370-LTC SERIES
POLYOLEFIN-COATED
TRANSITION
COUPLINGS



430-SLTC SERIES
POLYOLEFIN-COATED
STEEL LIQUID TIGHT
CONNECTORS



SOLAR SYSTEM GROUNDING AND BONDING



SGB SERIES
MIGHTY-RITE®
SPLIT GROUNDING
BUSHINGS



ALI-SLR SERIES SOLAR
GROUNDING CONNECTOR

TOUGH PLACES DEMAND
RUGGED PRODUCTS.



BELOW GRADE GROUNDING PROTECTION




MCH SERIES
MIGHTY-BOND®
STAINLESS STEEL
GROUNDING HUBS



UCSS SERIES
MIGHTY-HOLD®
STAINLESS
CLAMP STRAPS


PV GENERATOR JUNCTION BOX




1060-RT SERIES
MIGHTY-SEAL®
RAINTIGHT REDUCING
WASHERS



430-LT2C SERIES
POLYOLEFIN-COATED
ZINC LIQUID TIGHT
CONNECTORS



JACKETED MC CABLE CONNECTION AND SUPPORT



595 SERIES
MIGHTY-SEAL®
POLYOLEFIN-COATED
MC CONNECTORS



USS SERIES
MIGHTY-HOLD®
STAINLESS STEEL STRAPS

LEARN MORE ABOUT PRODUCTS FOR
EXPOSED LOCATIONS VISIT: BPTFITTINGS.COM/EXP

MC & FMC FITTINGS

EMT TO MC CABLE TRANSITION WITH DUPLEX STRAP



4157-DC
MIGHTY-MERGE®
TRANSITION
COUPLINGS



USD-4461 MIGHTY-HOLD®
DUPLEX UNIVERSAL STRAPS



PREFABRICATED MULTIPLE LIGHTING CONNECTIONS



4457-DC
MIGHTY-MERGE®
MULTI PORT
TRANSITION
COUPLINGS




590-DC2 CABLE SNAP
CONNECTORS

JACKETED MC CABLE CONNECTION AND SUPPORT



595 SERIES
MIGHTY-SEAL®
POLYOLEFIN COATED
MC CONNECTORS



USS SERIES
MIGHTY-HOLD®
STAINLESS STEEL
STRAPS




MAKE THE SWEETEST
CONNECTIONS



SINGLE AND DUPLEX STEEL QUICK INSTALL CONNECTIONS

AMC-50QI
E-Z LOCK®
CONNECTORS



AMC-52QI E-Z LOCK®
DUPLEX CONNECTORS

EMT TO MC CABLE TRANSITION COUPLINGS



280SPMB
MIGHTY-MERGE®
SNAP-IN
MC/PUSH-ON
EMT TRANSITION
COUPLINGS



4057-DC MIGHTY-MERGE®
TRANSITION COUPLINGS

EQUIPMENT GROUNDED TRANSITION AND FLEX CONNECTION



281-DCG SQUEEZE
TRANSITION
COUPLINGS WITH
GROUNDING LUG

407-DC2G SQUEEZE
CONNECTORS WITH
GROUNDING LUG



LEARN MORE ABOUT MC & FMC FITTINGS
VISIT: BPTFITTINGS.COM/MCPRODS

PREFABRICATION PRODUCTS

MANAGE MULTIPLE MC CABLES AND PROVIDE ACCESSIBLE INTERSYSTEM GROUNDING





MIGHTY-MERGE®
4457-DC MULTI-PORT
EMT TO MC CABLE
TRANSITION COUPLINGS



MBG SERIES
INTERSYSTEM
BONDING BRIDGES
WITH ENCLOSURE
GROUNDING
CONNECTORS

TRANSITION FROM WALL TO OVERHEAD LIGHTING



AMC-50QI STEEL
QUICK INSTALL CONNECTORS
MIGHTY-MERGE® 4157-DC
EMT TO MC CABLE
TRANSITION COUPLINGS

ROOFTOP EQUIPMENT



4370-LT SERIES RIGID TO LT TRANSITIONS
470-SLT SERIES LT CONNECTORS

INSTALL FASTER.
DELIVER MORE. FOR LESS.



PRE-BENT EMT FOR OFFICE POWER AND DATA



MIGHTY-BITE® 380-MB
SERIES PUSH-EMT®
GROUNDING BUSHINGS


CONCRETE-TIGHT PUSH-EMT® SYSTEM



MIGHTY-BITE®
250-MB & 260-MB SERIES
PUSH-EMT® CONNECTORS
AND COUPLINGS



PROTECT AND CONNECT MULTIPLE NM CABLES FOR TEMPORARY OR PERMANENT INSTALLATIONS



MIGHTY-MERGE® 4357-NM AND 630-NM2 MULTIPORT
NONMETALLIC COUPLINGS AND CONNECTORS

LEARN MORE ABOUT OUR PRODUCTS
FOR PREFAB VISIT: <http://qrs.ly/ii673ob>



SQUEEZE EVERY SECOND OF SAVINGS.



E-Z LOCK® STEEL DUPLEX CONNECTORS



AMC-52Q1



232-DC2SLP SERIES




MIGHTY-ALIGN® SLIP EMT CONNECTORS



MIGHTY-MERGE® MULTI-PORT CONNECTORS



630-NM2



381-MB SERIES



MIGHTY-BITE® PUSH-EMT® GROUNDING BUSHINGS

SAVE TIME, BOOST QUALITY AND JUICE YOUR PRODUCTIVITY.



Index by Catalog Number	ii - xiii
General Notes & Product Standards	xiv
Solar	2 - 7
Rigid/IMC Conduit Bodies	10 - 17
Rigid/IMC Conduit Fittings	20 - 49
EMT Fittings	52 - 77
Color Coded EMT Fittings	80 - 84
EMT Conduit Bodies	86 - 92
PUSH-EMT®	94 - 98
Liquid Tight Fittings	100 - 111
Raintight	114 - 126
Bushings	128 - 133
Snap-In Fittings	136 - 149
Flexible Metal Conduit Fittings	152 - 174
Armored/Metal Clad Cable Fittings	176 - 202
Transition Fittings	204 - 211
Nonmetallic Cable & Portable Cord Fittings	214 - 226
Grounding Products	228 - 237
Straps, Clamps and Hangers	240 - 251
Service Entrance	254 - 262
Voice/Data/Fire Alarm & Specialty	264 - 279
Technical Guide	281 - 300

INDEX BY CATALOG NUMBER

Catalog Number	Page	Catalog Number	Page	Catalog Number	Page
30-DC2	20	127-S	26	236-DC2	20, 52
31-DC2	20	128-S	26	237-DC2	20, 52
32-DC2	20	129-S	26	238-DC2	20, 52
38ACDS	136, 162, 176	130-S	26	239-DC2	20, 52
38ASP	136, 162, 176	131-S	26	230-DCI2	52
39ASP	136, 176	132-S	26	231-DCI2	52
40-DC	21	141	27, 125	232-DCI2	52
41-DC	21	142	27, 125	233-DCI2	52
42-DC	21	143	27, 125	234-DCI2	52
51-DC2	65	144	27, 125	235-DCI2	52
52-DC2	65	145	27, 125	236-DCI2	20, 52
61-DC	65	146	27, 125	237-DCI2	20, 52
62-DC	65	147	27, 125	238-DCI2	20, 52
63-DC	65	148	27, 125	239-DCI2	20, 52
64-DC	65	149	27, 125	232-DC2SLP	55
71-DCA	25, 65	150	27, 125	233-DC2SLP	55
72-DCA	25, 65	151-DC	28, 122	234-DC2SLP	55
71-DC2	25	152-DC	28, 122	235-DC2SLP	55
72-DC2	25	153-DC	28, 122	237-DC2SLP	55
74ASP	136, 162, 176	154-DC	28, 122	239-DC2SLP	55
81-DC	25	155-DC	28, 122	230-I	52
82-DC	25	156-DC	28, 122	231-I	52
83-DC	25	157-DC	28, 122	232-I	52
84-DC	25	158-DC	28, 122	233-I	52
81-DCA	25, 65	159-DC	28, 122	234-I	52
82-DCA	25, 65	160-DC	28, 122	235-I	52
83-DCA	25, 65	166-DCG	28, 122, 254	236-I	20, 52
84-DCA	25, 65	167-DCG	28, 122, 254	237-I	20, 52
91-DC2	160	168-DCG	28, 122, 254	238-I	20, 52
92-DC2	160	169-DCG	28, 122, 254	239-I	20, 52
93-DC2	160	170-DCG	28, 122, 254	231-SLP	55
100	26	161-G	7, 27	232-SLP	55
101-DC	26	162-G	7, 27	235-SLP	55
102-DC	26	163-G	7, 27	237-SLP	55
103-DC	26	164-G	7, 27	239-SLP	55
104-DC	26	165-G	7, 27	230-US	54
105-DC	26	166-G	7, 27	231-US	54
106-DC	26	167-G	7, 27	232-US	54
107-DC	26	168-G	7, 27	233-US	54
108-DC	26	169-G	7, 27	234-US	54
109-DC	26	170-G	7, 27	235-US	54
110-DC	26	162-GI	7, 27	236-US	54
101-S	26	163-GI	7, 27	237-US	54
102-S	26	191	33	238-US	54
103-S	26	192	33	239-US	54
104-S	26	193	33	230-USI	54
105-S	26	194	33	231-USI	54
106-S	26	195	33	232-USI	54
107-S	26	196	33	233-USI	54
108-S	26	225-DC	72	234-USI	54
109-S	26	226-DC	72	235-USI	54
110-S	26	230	52	236-USI	54
111-S	26	231	52	237-USI	54
112-S	26	232	52	238-USI	54
121-S	26	233	52	239-USI	54
122-S	26	234	52	230-SBLU	80
123-S	26	235	52	231-SBLU	80
124-S	26	236	20, 52	232-SBLU	80
125-S	26	237	20, 52	233-SBLU	80
126-S	26	238	20, 52	234-SBLU	80
		239	20, 52	235-SBLU	80
		230-DC2	52	236-SBLU	80
		231-DC2	52	237-SBLU	80
		232-DC2	52	238-SBLU	80
		233-DC2	52	239-SBLU	80
		234-DC2	52		
		235-DC2	52		

INDEX BY CATALOG NUMBER

Catalog Number	Page	Catalog Number	Page	Catalog Number	Page
230-SR	81, 264	246	21, 53	240-SG	83
231-SR	81, 264	247	21, 53	241-SG	83
232-SR	81, 264	248	21, 53	242-SG	83
233-SR	81, 264	249	21, 53	243-SG	83
234-SR	81, 264			244-SG	83
235-SR	81, 264	240-DC	53	245-SG	83
236-SR	81, 264	241-DC	53	246-SG	83
237-SR	81, 264	242-DC	53	247-SG	83
238-SR	81, 264	243-DC	53	248-SG	83
239-SR	81, 264	244-DC	53	249-SG	83
		245-DC	53		
230-SBLK	80	246-DC	21, 53	240-SO	83
231-SBLK	80	247-DC	21, 53	241-SO	83
232-SBLK	80	248-DC	21, 53	242-SO	83
233-SBLK	80	249-DC	21, 53	243-SO	83
234-SBLK	80			244-SO	83
235-SBLK	80	241-DCSLP	56	245-SO	83
236-SBLK	80	242-DCSLP	56	246-SO	83
237-SBLK	80	243-DCSLP	56	247-SO	83
238-SBLK	80	244-DCSLP	56	248-SO	83
239-SBLK	80	245-DCSLP	56	249-SO	83
		246-DCSLP	56		
230-SG	80	247-DCSLP	56	240-SW	84
231-SG	80	248-DCSLP	56	241-SW	84
232-SG	80	249-DCSLP	56	242-SW	84
233-SG	80			243-SW	84
234-SG	80	240-SBLU	82	244-SW	84
235-SG	80	241-SBLU	82	245-SW	84
236-SG	80	242-SBLU	82	246-SW	84
237-SG	80	243-SBLU	82	247-SW	84
238-SG	80	244-SBLU	82	248-SW	84
239-SG	80	245-SBLU	82	249-SW	84
		246-SBLU	82		
230-SO	81	247-SBLU	82	240-SY	84
231-SO	81	248-SBLU	82	241-SY	84
232-SO	81	249-SBLU	82	242-SY	84
233-SO	81			243-SY	84
234-SO	81	241-SLP	56	244-SY	84
235-SO	81	242-SLP	56	245-SY	84
236-SO	81	243-SLP	56	246-SY	84
237-SO	81	244-SLP	56	247-SY	84
238-SO	81	245-SLP	56	248-SY	84
239-SO	81	246-SLP	56	249-SY	84
		247-SLP	56		
230-SW	81	248-SLP	56	250	59
231-SW	81	249-SLP	56	251	59
232-SW	81			252	59
233-SW	81	240-SR	83, 264	253	59
234-SW	81	241-SR	83, 264	254	59
235-SW	81	242-SR	83, 264	255	59
236-SW	81	243-SR	83, 264	256	59
237-SW	81	244-SR	83, 264	257	59
238-SW	81	245-SR	83, 264	258	59
239-SW	81	246-SR	83, 264	259	59
		247-SR	83, 264		
230-SY	82	240-US	54	250-I	59
231-SY	82	241-US	54	251-I	59
232-SY	82	242-US	54	252-I	59
233-SY	82	243-US	54	253-I	59
234-SY	82	244-US	54	254-I	59
235-SY	82	245-US	54	255-I	59
236-SY	82	246-US	54	256-I	59
237-SY	82	247-US	54	257-I	59
238-SY	82	248-US	54	258-I	59
239-SY	82	249-US	54	259-I	59
240	53	240-SBLK	82	250-DC2	59
241	53	241-SBLK	82	251-DC2	59
242	53	242-SBLK	82	252-DC2	59
243	53	243-SBLK	82	253-DC2	59
244	53	244-SBLK	82	254-DC2	59
245	53	245-SBLK	82	255-DC2	59
		246-SBLK	82	256-DC2	22, 59
		247-SBLK	82	257-DC2	22, 59
		248-SBLK	82	258-DC2	22, 59
		249-SBLK	82	259-DC2	22, 59

INDEX BY CATALOG NUMBER

Catalog Number	Page	Catalog Number	Page	Catalog Number	Page
250-DCI2	59	250-US	61	267-RT	64, 117
251-DCI2	59	251-US	61	268-RT	64, 117
252-DCI2	59	252-US	61	269-RT	64, 117
253-DCI2	59	253-US	61	260-RTUS	64, 117
254-DCI2	59	254-US	61	261-RTUS	64, 117
255-DCI2	59	255-US	61	260-US	61
256-DCI2	22, 59	256-US	61	261-US	61
257-DCI2	22, 59	257-US	61	262-US	61
258-DCI2	22, 59	258-US	61	263-US	61
259-DCI2	22, 59	259-US	61	264-US	61
250-MB	57, 97	250-USI	61	265-US	61
251-MB	57, 97	251-USI	61	266-US	61
250-MBI	57, 97	252-USI	61	267-US	61
251-MBI	57, 97	253-USI	61	268-US	61
250-MSRT	58, 97, 114	254-USI	61	269-US	61
251-MSRT	58, 97, 114	255-USI	61	270-DC2	73
250-MSRTI	58, 97, 114	256-USI	61	276-XS	208
251-MSRTI	58, 97, 114	257-USI	61	277-XS	208
250-RT2	63, 116	258-USI	61	278-XS	208
251-RT2	63, 116	259-USI	61	279-XS	208
252-RT2	63, 115	260	60	280-XS	208
253-RT2	63, 115	261	60	280	71, 171, 208
254-RT2	63, 115	262	60	281	71, 171, 208
255-RT2	63, 115	263	60	280-DC	67, 206, 221
250-RT2US	63, 115	264	60	280-DCX	67, 171, 197, 206, 221
251-RT2US	63, 115	265	60	280SP	67, 149, 171, 197, 206
250-RTI2	63, 116	266	60	280SPMB	67, 98, 149, 171, 197, 206
251-RTI2	63, 116	267	60	281SPMB	67, 98, 149, 197, 206
252-RTI2	63, 115	268	60	281-DC	67, 171, 206
253-RTI2	63, 115	269	60	281-DCG	153, 209
254-RTI2	63, 115	260-DC	60	282-DC	67, 171, 206
255-RTI2	63, 115	261-DC	60	282-DCX	67, 171, 206
256-RTI2	63, 115	262-DC	60	283-DC	67, 171, 206
257-RTI2	63, 115	263-DC	60	284-DC	67, 171, 206
258-RTI2	63, 115	264-DC	60	285-DC	67, 171, 206
259-RTI2	63, 115	265-DC	60	286-DC	67, 171, 206
250-RTI2US	63, 115	266-DC	23, 60	282-DCR	30, 171, 206
251-RTI2US	63, 115	267-DC	23, 60	283-DCR	30, 171, 206
250-RTNPT	69, 119	268-DC	23, 60	284-DCR	30, 171, 206
251-RTNPT	69, 119	269-DC	23, 60	285-DCR	30, 171, 206
252-RTNPT	69, 119	260-MB	57, 97	286-DCR	30, 171, 206
250-RT2XL	4, 115	261-MB	57, 97	287-XS	67, 171, 206
251-RT2XL	4, 115	260-MSRT	58, 97, 114	288-XS	67, 171, 206
252-RT2XL	4, 115	261-MSRT	58, 97, 114	289-XS	67, 171, 206
250-SRT	62, 117	261-SLP	60	290-XS	67, 171, 206
251-SRT	62, 117	262-SLP	60	291-CDC	29, 68, 204
252-SRT	62, 117	263-SLP	60	292-CDC	29, 68, 204
253-SRT	62, 117	264-SLP	60	295-CDC	29, 68, 204
254-SRT	62, 117	265-SLP	60	290-DC	29, 67, 204
255-SRT	62, 117	266-SLP*	60	291-DC	29, 67, 204
256-SRT	62, 117	267-SLP*	60	292-DC	29, 67, 204
257-SRT	62, 117	268-SLP*	60	290-MS	30, 68, 205
258-SRT	62, 117	269-SLP*	60	291-MS	30, 68, 205
259-SRT	62, 117	260-SRT	62, 118	292-MS	30, 68, 205
250-SRTI	62, 117	261-SRT	62, 118	290-RT	29, 68, 119, 205
251-SRTI	62, 117	262-SRT	62, 118	291-RT	29, 68, 119, 205
252-SRTI	62, 117	263-SRT	62, 118	292-RT	29, 68, 119, 205
253-SRTI	62, 117	264-SRT	62, 118		
254-SRTI	62, 117	265-SRT	62, 118		
255-SRTI	62, 117	266-SRT	62, 118		
256-SRTI	62, 117	267-SRT	62, 118		
257-SRTI	62, 117	268-SRT	62, 118		
258-SRTI	62, 117	269-SRT	62, 118		
259-SRTI	62, 117	260-RT	64, 116		
		261-RT	64, 116		
		262-RT	64, 117		
		263-RT	64, 117		
		264-RT	64, 117		
		265-RT	64, 117		
		266-RT	64, 117		

INDEX BY CATALOG NUMBER

Catalog Number	Page	Catalog Number	Page	Catalog Number	Page
293-RT	29, 68, 119, 205	388	34, 130	431-LT2	100
294-RT	29, 68, 119, 205	388-40	34, 130	432-LT2	100
295-RT	29, 68, 119, 205	389	34, 130	433-LT2	100
299-RT	29, 68, 119, 205	389-40	34, 130	434-LT2	100
290-S	29, 67, 204	390	34, 130	435-LT2	100
291-S	29, 67, 204	390-40	34, 130	436-LT2	100
292-S	29, 67, 204	391	34, 130	437-LT2	100
		392	34, 130	438-LT2	100
				439-LT2	100
321	32, 131	381-DC	34, 131	431-LT2C	101
322	32, 131	382-DC	34, 131	432-LT2C	101
323	32, 131	383-DC	34, 131	433-LT2C	101
324	32, 131	384-DC	34, 131		
325	32, 131	384-DC14	34, 131	429-LTI2	100
326	32, 131	385-DC	34, 131	430-LTI2	100
327	32, 131	385-DC14	34, 131	431-LTI2	100
328	32, 131	386-DC	34, 131	432-LTI2	100
329	32, 131	386-DC14	34, 131	433-LTI2	100
330	32, 131	387-DC	34, 131	434-LTI2	100
331	32, 131	387-DC40	34, 131	435-LTI2	100
332	32, 131	388-DC	34, 131	436-LTI2	100
		388-DC40	34, 131	437-LTI2	100
321-B	32, 131	389-DC	34, 131	438-LTI2	100
322-B	32, 131	389-DC40	34, 131	439-LTI2	100
323-B	32, 131	390-DC	34, 131		
324-B	32, 131	390-DC40	34, 131	429-NMLT	109
325-B	32, 131			430-NMLT	109
326-B	32, 131	381-MB	58, 98, 236	431-NMLT	109
327-B	32, 131	382-MB	58, 98, 236	432-NMLT	109
328-B	32, 131	383-MB	58, 98, 236	433-NMLT	109
329-B	32, 131			434-NMLT	109
330-B	32, 131	403	152	435-NMLT	109
		403-DC2	152, 190		
341	31, 133	407	152	430-NMLTS	109
342	31, 133	408	152	431-NMLTS	109
343	31, 133	410	152		
344	31, 133	412	152	429-SLT	102
345	31, 133	414	152	430-SLT	102
346	31, 133	416	152	431-SLT	102
		417	152	432-SLT	102
361	33, 132	418	152	433-SLT	102
362	33, 132	419	152	434-SLT	102
363	33, 132	420	152	435-SLT	102
364	33, 132			436-SLT	102
365	33, 132	403-I	152, 190	437-SLT	102
366	33, 132	407-I	152	438-SLT	102
367	33, 132	408-I	152	439-SLT	102
368	33, 132	410-I	152	440-SLT	102
369	33, 132	412-I	152	441-SLT	102
370	33, 132	414-I	152		
371	33, 132	416-I	152	429-SLTUS	103
372	33, 132	417-I	152	430-SLTUS	103
		418-I	152	431-SLTUS	103
361-DC	33, 132	419-I	152	432-SLTUS	103
362-DC	33, 132	420-I	152	433-SLTUS	103
363-DC	33, 132			434-SLTUS	103
364-DC	33, 132	407-DC2	152, 190	435-SLTUS	103
365-DC	33, 132	408-DC2	152	436-SLTUS	103
366-DC	33, 132	410-DC2	152	437-SLTUS	103
367-DC	33, 132	412-DC2	152	438-SLTUS	103
368-DC	33, 132	414-DC2	152	439-SLTUS	103
369-DC	33, 132	416-DC2	152		
370-DC	33, 132	417-DC2	152	429-SLTI	102
		418-DC2	152	430-SLTI	102
381	34, 130	419-DC2	152	431-SLTI	102
382	34, 130	420-DC2	152	432-SLTI	102
383	34, 130			433-SLTI	102
384	34, 130	407-DC2G	153, 190	434-SLTI	102
384-14	34, 130			435-SLTI	102
385	34, 130	407-DCI2	152, 190	436-SLTI	102
385-14	34, 130	408-DCI2	152	437-SLTI	102
386	34, 130	410-DCI2	152	438-SLTI	102
386-14	34, 130	412-DCI2	152	439-SLTI	102
387	34, 130	414-DCI2	152	440-SLTI	102
387-40	34, 130	416-DCI2	152	441-SLTI	102
		429-LT2	100		
		430-LT2	100		

INDEX BY CATALOG NUMBER

Catalog Number	Page	Catalog Number	Page	Catalog Number	Page
429-SLTIUS	103	473-LTI2	106	519-DC2	159
430-SLTIUS	103	474-LTI2	106	520-DC2	159
431-SLTIUS	103	475-LTI2	106	521-DC2	159
432-SLTIUS	103	476-LTI2	106	522-DC2	159
433-SLTIUS	103	477-LTI2	106	523-DC2	159
434-SLTIUS	103	478-LTI2	106	524-DC2	159
435-SLTIUS	103	479-LTI2	106	525-DC2	159
436-SLTIUS	103				
437-SLTIUS	103	469-NMLT	109	519-DCI2	159
438-SLTIUS	103	470-NMLT	109	520-DCI2	159
439-SLTIUS	103	471-NMLT	109	521-DCI2	159
		472-NMLT	109	522-DCI2	159
449-SLT	104	473-NMLT	109	523-DCI2	159
450-SLT	104	474-NMLT	109	524-DCI2	159
451-SLT	104	475-NMLT	109	525-DCI2	159
452-SLT	104				
453-SLT	104	470-NMLTS	109	530-DC	160
454-SLT	104	471-NMLTS	109	531-DC	160
455-SLT	104			532-DC	160
456-SLT	104	469-SLT	107	533-DC	160
457-SLT	104	470-SLT	107	534-DC	160
458-SLT	104	471-SLT	107	535-DC	160
459-SLT	104	472-SLT	107		
		473-SLT	107	540-SS	147, 163
449-SLTUS	105	474-SLT	107		
450-SLTUS	105	475-SLT	107	545-DC2	183
451-SLTUS	105	476-SLT	107		
452-SLTUS	105	477-SLT	107	560-DC2	155, 184, 214
453-SLTUS	105	478-SLT	107	560-DCI2	184
454-SLTUS	105	479-SLT	107		
455-SLTUS	105			560-MCIA2	185
456-SLTUS	105	469-SLTUS	108		
457-SLTUS	105	470-SLTUS	108	561-DC2	184
458-SLTUS	105	471-SLTUS	108	561-DCI2	184
459-SLTUS	105	472-SLTUS	108		
		473-SLTUS	108	563-DC2	161, 191, 214
449-SLTI	104	474-SLTUS	108	565-DC2	191
450-SLTI	104	475-SLTUS	108	566-DC2	191, 217
451-SLTI	104	476-SLTUS	108		
452-SLTI	104	477-SLTUS	108	570-DC2	186
453-SLTI	104	478-SLTUS	108	570-DCI2	186
454-SLTI	104	479-SLTUS	108		
455-SLTI	104			570-GI	187
456-SLTI	104	469-SLTI	107	570-RI	187
457-SLTI	104	470-SLTI	107		
458-SLTI	104	471-SLTI	107	570-DCR2	186
459-SLTI	104	472-SLTI	107		
		473-SLTI	107	571-DC2	156, 188
449-SLTIUS	105	474-SLTI	107	572-DC2	156, 188
450-SLTIUS	105	475-SLTI	107	573-DC2	156, 188
451-SLTIUS	105	476-SLTI	107		
452-SLTIUS	105	477-SLTI	107	571-DCI2	156, 188
453-SLTIUS	105	478-SLTI	107	572-DCI2	156, 188
454-SLTIUS	105	479-SLTI	107	573-DCI2	156, 188
455-SLTIUS	105				
456-SLTIUS	105	469-SLTIUS	108	570-S	156, 186
457-SLTIUS	105	470-SLTIUS	108		
458-SLTIUS	105	471-SLTIUS	108	571-S	156, 188
459-SLTIUS	105	472-SLTIUS	108	572-S	156, 188
		473-SLTIUS	108	573-S	156, 188
469-LT2	106	474-SLTIUS	108		
470-LT2	106	475-SLTIUS	108	571-SI	156, 188
471-LT2	106	476-SLTIUS	108	572-SI	156, 188
472-LT2	106	477-SLTIUS	108	573-SI	156, 188
473-LT2	106	478-SLTIUS	108		
474-LT2	106	479-SLTIUS	108	581-DC	69, 173, 208
475-LT2	106			582-DC	69, 173, 208
476-LT2	106	501-DC2	183	583-DC	69, 173, 208
477-LT2	106				
478-LT2	106	507-DC2	154	590-DC2	143, 164, 182
479-LT2	106	507-DCI2	154	591-DC2	143, 182
		508-DC2	154	592-DC2	143, 164, 182
469-LTI2	106	508-DCI2	154		
470-LTI2	106				
471-LTI2	106				
472-LTI2	106				

INDEX BY CATALOG NUMBER

Catalog Number	Page	Catalog Number	Page	Catalog Number	Page
590-DCI2	143, 164, 182	683-DCX2	192	801-DC2	167, 196
595-DC2	124, 145, 194	684-DCX2	192	801-DCI2	167, 196
595-DC2C	124, 145, 194	685-DCX2	192	802-DC2	168, 179
595-DCI2	124, 145, 194	686-DCX2	192	802-DCI2	168, 179
596-DC2	124, 145, 194	687-DCX2	192	802SP	140, 168, 179
596-DC2C	124, 145, 194	688-DCX2	192	802-MCIA2	179
596-DCI2	124, 145, 194	689-DCX2	192	803	166
597-DC2	124, 145, 194	683-UI	193	803-DC2	166
600-DC2	157	684-UI	193	804	166
601-DC2	157, 189, 220	685-UI	193	804-I	166
602-DC2	157	686-UI	193	804-DC2	167, 196
616-NMD	146, 215	687-UI	193	804-DCI2	167, 196
617-NMD	146, 215	688-UI	193	806	166
620-NM	146, 215	688-UIX	193	807	166
621-DC2	157, 189	683-XM	193	808	166
621-NM	146, 215	684-XM	193	808	166
630	157	685-XM	193	809	166
630-DC2	157	686-XM	193	810	166
630-NM2	220	687-XM	193	811	166
642	147, 219	688-XM	193	812	166
643	147, 219	689-XM	193	813	166
644	147, 219	691-DC2	157, 189	814	166
645	147, 219	695-DC2	195	806-I	166
650-DC2	217	701	272	807-I	166
651-DC2	216	703	272	808-I	166
653-DC2	161, 192	705	272	809-I	166
655-DC2	161, 192	722	245	810-I	166
657-DC2	161, 192	732-SP	272	811-I	166
650-HD2	217	735-SP	272	812-I	166
651SP	137, 216	761-UF	121, 218	813-I	166
660-DC2	217, 254	762-UF	121, 218	814-I	166
662-DC2	217, 254	763-4	121, 255	806-DC2	167, 196
664-DC2	217, 254	763-6	121, 255	807-DC2	167, 196
665-DC2	217, 254	763-8	121, 255	808-DC2	167, 196
666-DC2	217, 254	764-2	121, 255	809-DC2	167
670-DC2	217, 254	764-2N	121, 255	810-DC2	167
672-DC2	217, 254	764-3	121, 255	811-DC2	167
674-DC2	217, 254	765-2	121, 255	812-DC2	167
675-DC2	217, 254	765-3	121, 255	813-DC2	167
676-DC2	217, 254	766-2	121, 255	814-DC2	167
682-DC2	192	766-3	121, 255	806-DCI2	167, 196
683-DC2	192	766-4	121, 255	807-DCI2	167, 196
684-DC2	192	766-4N	121, 255	808-DCI2	167, 196
685-DC2	192	770-22	225	809-DCI2	167
686-DC2	192	770-32	225	810-DCI2	167
687-DC2	192	770-42	225	830	169
688-DC2	192	770-52	225	830-DC2	169, 196
689-DC2	192	770-62	225	840SP	137, 163, 177
683-DCI2	192	770-72	225	850SP	140, 167, 179
684-DCI2	192	771-32	225	851ASP	141, 168
685-DCI2	192	771-42	225	851-DC2	168
686-DCI2	192	771-52	225	851-DCI2	168
687-DCI2	192	771-62	225	851SP	141, 168
688-DCI2	192	772-32	225	881-SE	240, 255
689-DCI2	192	772-42	225	882-SE	240, 255
800	166	772-52	225	883-SE	240, 255
800-DC2	166	772-62	225	884-SE	240, 255
801	166	800	166	890-MC	199, 240
801-I	166	800-DC2	166	891-MC	199, 240
		801	166	895-DC2	124, 145, 194
		801-I	166	895-DC2C	124, 145, 194
				895-DCI2	124, 145, 194
				895-MC	201, 250

INDEX BY CATALOG NUMBER

Catalog Number	Page	Catalog Number	Page	Catalog Number	Page
900	38, 242	941-AL	40, 245	1061-RT	42, 123
900-F	174, 199, 240	942-AL	40, 245	1062-RT	42, 123
901	38, 242	943-AL	40, 245	1063-RT	42, 123
902	38, 242	944-AL	40, 245	1064-RT	42, 123
903	38, 242	945-AL	40, 245	1065-RT	42, 123
904	38, 242	946-AL	40, 245	1066-RT	42, 123
905	38, 242	951	246, 266	1071-RT	42, 123
906	38, 242	951-S	246, 266	1072-RT	42, 123
907	38, 75, 242, 243	952	246, 266	1073-RT	42, 123
908	38, 75, 242, 243	953	246, 266	1074-RT	42, 123
909	38, 75, 242, 243	953-S	246, 266	1070	41
910	38, 75, 242, 243	954	246, 266	1071	41
912	38, 242	961	246	1072	41
913	38, 242	962	246	1073	41
901-AL	38, 242	963	246	1074	41
902-AL	38, 242	964	246	1075	41
903-AL	38, 242	965	246	1076	41
904-AL	38, 242	966	246	1077	41
905-AL	38, 242	967	246	1078	41
906-AL	38, 242	968	246	1079	41
901-NS	39, 244	969	246	1080	41
902-NS	39, 244	970	246	1081	41
903-NS	39, 244	971	246	1082	41
901-S	38, 242	972	246	1083	41
902-S	38, 242	973	246	1084	41
903-S	38, 242	974	246	1085	41
904-S	38, 242	975	246	1086	41
905-S	38, 242	976	246	1087	41
906-S	38, 242	977	246	1088	41
907-S	38, 75, 242, 243	978	246	1089-1	41
908-S	38, 75, 242, 243	981	246	1089-2	41
909-S	38, 75, 242, 243	982	246	1089-3	41
910-S	38, 75, 242, 243	983	246	1089-4	41
920	75, 243	984	246	1089-5	41
921	75, 243	985	246	1089-6	41
922	75, 243	986	246	1089-7	41
923	75, 243	987	246	1089-8	41
924	75, 243	988	246	1090-1	41
925	75, 243	989	246	1090-2	41
920-NS	75, 244	990	246	1090-3	41
921-NS	75, 244	1000	202, 273	1090-4	41
922-NS	75, 244	1001	202, 273	1090-5	41
920-S	75, 243	1002	202, 273	1090-6	41
921-S	75, 243	1003	202, 273	1090-7	41
922-S	75, 243	1004	202, 273	1090-8	41
923-S	75, 243	1005	202, 273	1090-9	41
924-S	75, 243	1006	202, 273	1102	43
925-S	75, 243	1007	202, 273	1103	43
933	241, 255	1008	202, 273	1104	43
934	241, 255	1025	16, 260	1105	43
935	241, 255	1026	16, 260	1106	43
936	241, 255	1027	16, 260	1107	43
938-C	256	1028	16, 260	1108	43
938-PVC	256	1028-XL	16, 260	1109	43
941	40, 76, 245	1029	16, 260	1110	43
942	40, 76, 245	1030	16, 260	1111	43
943	40, 76, 245	1030-XL	16, 260	1112	43
944	40, 76, 245	1061	41	1113	43
945	40, 76, 245	1062	41	1102-I	43
946	40, 76, 245	1063	41	1103-I	43
947	40, 76, 245	1064	41	1104-I	43
948	40, 76, 245	1065	41	1105-I	43
949	40, 76, 245	1066	41	1106-I	43
950	40, 76, 245	1067	41	1107-I	43
		1068	41	1108-I	43
		1069	41	1109-I	43
				1110-I	43
				1111-I	43

INDEX BY CATALOG NUMBER

Catalog Number	Page	Catalog Number	Page	Catalog Number	Page
1102-DC	44	1176	47	1325-BH	228
1103-DC	44	1179	47	1330-BH	228
1104-DC	44	1182	47	1345-BH	228
1105-DC	44	1185	47		
1106-DC	44			1520-DC	45
1107-DC	44	1191-DC2	273	1521-DC	45
1108-DC	44			1522-DC	45
1109-DC	44	1201	256	1523-DC	45
1110-DC	44	1202	256	1524-DC	45
1111-DC	44	1203	256	1525-DC	45
		1204	256	1526-DC	45
1102-DCI	44	1205	256	1527-DC	45
1103-DCI	44	1206	256		
1104-DCI	44	1207	256	1520-RT	45
1105-DCI	44	1208	256	1521-RT	45
1106-DCI	44	1209	256	1522-RT	45
1107-DCI	44	1210	256		
1108-DCI	44	1211	256	1620-DC2	73
1109-DCI	44	1212	256	1621-DC2	73
1110-DCI	44			1622-DC2	73
1111-DCI	44	1220	257		
		1221	257	1661	32, 133
1121	46			1662	32, 133
1122	46	1240-PVC	257	1663	32, 133
1123	46	1241-PVC	257	1664	32, 133
1124	46	1242-PVC	257	1665	32, 133
1125	46			1666	32, 133
1126	46	1246-MT	257	1667	32, 133
1127	46	1257-MT	257	1668	32, 133
1128	46			1669	32, 133
1129	46	1251	258	1670	32, 133
1130	46	1252	258	1671	32, 133
1131	46	1253	258		
1132	46	1254	258	1691	274
		1255	258	1692	274
1121-AL	46	1256	258	1693	274
1122-AL	46	1257	258	1694	274
1123-AL	46	1258	258	1695	274
1124-AL	46	1259	258	1696	274
1125-AL	46	1260	258		
1126-AL	46			1701-DC	72, 148
1127-AL	46	1251-PVC	258	1702-DC	72, 148
1128-AL	46	1252-PVC	258		
1129-AL	46	1253-PVC	258	1701-DCI	72, 148
1130-AL	46	1254-PVC	258	1702-DCI	72, 148
		1255-PVC	258		
1121-RT	46, 123	1256-PVC	258	1791-DC	44
1122-RT	46, 123			1792-DC	44
1123-RT	46, 123	1253-S	259	1793-DC	44
1124-RT	46, 123	1254-S	259		
1125-RT	46, 123	1255-S	259	1881-SE	247, 255
1126-RT	46, 123	1256-S	259	1882-SE	247, 255
1127-RT	46, 123	1257-S	259	1883-SE	247, 255
1128-RT	46, 123	1258-S	259	1884-SE	247, 255
1129-RT	46, 123	1259-S	259		
1130-RT	46, 123	1260-S	259	1901	39, 247
				1902	39, 247
1160	47	1306-B	228	1903	39, 247
1161	47	1307-B	228	1904	39, 247
1162	47	1308-B	228	1905	39, 247
1163	47	1309-B	228	1906	39, 247
1164	47	1312-B	228	1907	39, 76, 247
1165	47	1313-B	228	1908	39, 76, 247
1166	47	1315-B	228	1909	39, 76, 247
1167	47			1910	39, 76, 247
1168	47	1308-DC	228		
1169	47	1309-DC	228	1920	76, 247
1170	47			1921	76, 247
1171	47	1325-B	229	1922	76, 247
1172	47	1326-B	229	1923	76, 247
1173	47	1328-B	229	1924	76, 247
1174	47	1330-B	229	1925	76, 247
1175	47	1331-B	229		

INDEX BY CATALOG NUMBER

Catalog Number	Page	Catalog Number	Page	Catalog Number	Page
2100	248	3100-US	23	4369-LT	30, 110, 120, 210
2110	248	3101-US	23	4370-LT	30, 110, 120, 210
2120	248	3102-US	23	4371-LT	30, 110, 120, 210
2125	248	3103-US	23	4372-LT	30, 110, 120, 210
2130	248	3104-US	23	4373-LT	30, 110, 120, 210
2140	248	3105-US	23	4374-LT	30, 110, 120, 210
2150	248			4375-LT	30, 110, 120, 210
2160	248	3161	28		
2170	248	3162	28	4457-DC	70, 172, 198, 207
2180	248				
2190	248	3500	20	5157-DC	70, 172, 198, 207
		3501	20		
2100-BN	248	3502	20	5195-DC	71, 211
2110-BN	248	3503	20		
2120-BN	248	3504	20	84690SP	141, 169, 180
2125-BN	248	3505	20		
2130-BN	248			9791	132, 225, 266
2140-BN	248	3510	20	9792	132, 225, 266
		3511	20	9793	132, 225, 266
2100-S	248			9794	132, 225, 266
2110-S	248	3500-US	20	9795	132, 225, 266
2120-S	248	3501-US	20	9796	132, 225, 266
2125-S	248	3502-US	20	9797	132, 225, 266
2130-S	248	3503-US	20		
2140-S	248	3504-US	20	9882	133, 225, 267
2150-S	248	3505-US	20		
2160-S	248			9891	274
2170-S	248	3510-I	20	9892	274
2180-S	248	3511-I	20	9893	274
2190-S	248			9894	274
		3600	21	9895	274
3000	22	3601	21	9896	274
3001	22	3602	21		
3002	22	3603	21	A-FILPLG	271
3003	22	3604	21		
3004	22	3605	21	ALI-50	231
3005	22			ALI-112	231
3006	22	3610	21	ALI-252	231
3007	22	3611	21		
3008	22			ALI-SLR	4, 231
3009	22	3600-US	21	ALI-WMCT	231
		3601-US	21		
3000-RT	24, 118	3602-US	21	AMC-50	142, 170, 181
3001-RT	24, 118	3603-US	21	AMC-50QI	142, 170, 181
3002-RT	24, 118	3604-US	21	AMC-5075	142, 170, 181
3003-RT	24, 118	3605-US	21	AMC-52	142, 170, 181
3004-RT	24, 118			AMC-52QI	142, 170, 181
3005-RT	24, 118	3838ASP	139, 165, 178	AMC-75	142, 170, 181
		3838SP	139, 165, 178		
3000-US	22			B-FILPLG	271
3001-US	22	3838-DC2	144, 158, 189		
3002-US	22	3838-DCI2	144, 158, 189	BJ-100	229
3003-US	22			BJ-200	229
3004-US	22	4057-DC	69, 173, 197, 207	BJ-400	229
3005-US	22	4058-DC	69, 173, 197, 207		
				BL-17	155, 185
3100	23	4156-DC	70, 172, 198, 207	BL-18	155, 185
3101	23	4157-DC	70, 172, 198, 207	BL-19	155, 185
3102	23				
3103	23	4195-DC	31, 211	BL-17I	155, 185
3104	23			BL-18I	155, 185
3105	23	4256-DC	70, 209	BL-19I	155, 185
3106	23	4258-DC	70, 209		
3107	23			BR-150	267
3108	23	4357-DC	70, 172, 198, 207	BR-200	267
3109	23			BR-400	267
		4360-DC	71, 110, 120, 210		
3100-RT	24, 118	4361-DC	71, 110, 120, 210	BRI-150	267
3101-RT	24, 118	4362-DC	71, 110, 120, 210	BRI-200	267
3102-RT	24, 118	4363-DC	71, 110, 120, 210		
3103-RT	24, 118	4364-DC	71, 110, 120, 210	BRW-150	267
3104-RT	24, 118	4365-DC	71, 110, 120, 210	BRW-200	267
3105-RT	24, 118				
		4357-NM	70, 207, 221		

INDEX BY CATALOG NUMBER

Catalog Number	Page	Catalog Number	Page	Catalog Number	Page
BRWI-150	267	CE-50	66	EC-075	74
BRWI-200	267	CE-75	66	EC-100	74
BS-050	274	CG770-250	222	EC-125	74
BS-075	274	CG770-350	222	EC-150	74
BXE-100	268	CG770-450	222	EC-200	74
BXE-200	268	CG770-560	222	EC-250	49, 74
BXE-300	268	CG771-250	222	EC-300	49, 74
C-FILPLG	271	CG771-350	222	EC-350	49, 74
C-31	87	CG771-450	222	EC-400	49, 74
C-32	87	CG771-560	222	EC-075R	49
C-33	87	CG771-650	222	EC-100R	49
C-34	87	CG771-750	222	EC-125R	49
C-35	87	CG771-850	222	EC-150R	49
C-36	87	CG772-560	222	EC-200R	49
C-41	11	CG772-650	222	FA-400	265
C-42	11	CG772-750	222	FA-401	265
C-43	11	CG772-850	222	FA-402	265
C-44	11	CG772-950	222	FA-403	265
C-45	11	CG772-1050	222	FA-404	265
C-46	11	CG773-850	223	FA-411	265
C-47	11	CG773-950	223	FS-1000	276
C-48	11	CG773-1050	223	GF38SP	148, 159
C-49	11	CG773-1150	223	GF50SP	148, 159
C-50	11	CG773-1250	223	GRC-50	232
C-37CG	87	CG773-1375	223	GRC-63	232
C-38CG	87	CG774-1050	223	GRC-75	232
C-39CG	87	CG774-1150	223	ICE-050	66
C-40CG	87	CG774-1250	223	ICE-075	66
C-41CG	11	CG774-1375	223	ICE-100	66
C-42CG	11	CGA770250	224	IGB-050	233
C-43CG	11	CGA770350	224	IGB-075	233
C-44CG	11	CGA770450	224	IGB-WM	233
C-45CG	11	CGA770560	224	IGBC-063	232
C-46CG	11	CGA770650	224	IGBC-075	232
C-47CG	11	CGA771250	224	LB-31	87
C-48CG	11	CGA771350	224	LB-32	87
C-49CG	11	CGA771450	224	LB-33	87
C-50CG	11	CGA771560	224	LB-34	87
C-41CGC	11, 87	CGA771650	224	LB-35	87
C-42CGC	11, 87	CGA771750	224	LB-36	87
C-43CGC	11, 87	CGA771850	224	LB-37	87
C-44CGC	11, 87	CGA772560	224	LB-38	87
C-45CGC	11, 87	CGA772650	224	LB-39	87
C-46CGC	11, 87	CGA772750	224	LB-40	87
C-61	11	CGA772850	224	LB-41	12
C-62	11	CGA772950	224	LB-42	12
C-63	11	CGA7721050	224	LB-43	12
C-64	11	CLI-20	231	LB-44	12
C-65	11	CSE-050	48	LB-45	12
C-66	11	CSE-075	48	LB-46	12
C-67	11	CSE-100	48	LB-47	12
C-68	11	CSS-050	48	LB-48	12
C-69	11	CSS-075	48	LB-49	12
C-70	11	CSS-100	48	LB-50	12
CA-101-24	275	DB-1308	229	LB-41CG	12
CA-101-120	275	DB-1309	229	LB-42CG	12
CA-PS	275	DR-200	269	LB-43CG	12
CC-25	241, 268	DR-300	269	LB-44CG	12
CC-31	241, 268	DR-500	269	LB-45CG	12
CC-37	241, 268	DS-100	276	LB-46CG	12
		DS-500	276	LB-47CG	12
				LB-48CG	12
				LB-49CG	12
				LB-50CG	12

INDEX BY CATALOG NUMBER




Catalog Number	Page	Catalog Number	Page	Catalog Number	Page
LB-41CGC	12, 88	LL-65	13	MC-050	234
LB-42CGC	12, 88	LL-66	13	MC-075	234
LB-43CGC	12, 88	LL-67	13	MC-100	234
LB-44CGC	12, 88	LL-68	13	MCC-050	235
LB-45CGC	12, 88	LL-69	13	MCC-075	235
LB-46CGC	12, 88	LL-70	13	MCC-100	235
LB-42RT	6, 92, 126	LLR-41	14, 89	MCH-075	237
LB-43RT	6, 92, 126	LLR-42	14, 89	MCH-100	237
LB-61	12	LLR-43	14, 89	MCH-125	237
LB-62	12	LLR-44	14, 89	MCH-150	237
LB-63	12	LLR-45	14, 89	MCH-200	237
LB-64	12	LLR-46	14, 89	MK-10020	259
LB-65	12	LLR-42RT	6, 92, 126	MK-20025	259
LB-66	12	LLR-43RT	6, 92, 126	MK-20025R	259
LB-67	12	LR-31	89	MLB-44	16, 260
LB-68	12	LR-32	89	MLB-45	16, 260
LB-69	12	LR-33	89	MLB-46	16, 260
LB-70	12	LR-34	89	MLB-47	16, 260
LB-61CG	12	LR-35	89	MLB-48	16, 260
LB-62CG	12	LR-36	89	MLB-49	16, 260
LB-63CG	12	LR-41	14	MLB-50	16, 260
LB-64CG	12	LR-42	14	MWH-1	261
LB-65CG	12	LR-43	14	NMCB-1	201, 226, 249, 270
LB-66CG	12	LR-44	14	NMCB-2	226, 249, 270
LB-67CG	12	LR-45	14	NMCB-3	201, 249
LB-68CG	12	LR-46	14	NMWH-43	226, 270
LB-69CG	12	LR-47	14	PB-301	277
LB-70CG	12	LR-48	14	PB-301N	277
LL-31	88	LR-49	14	RB-16	230
LL-32	88	LR-50	14	RB-17	230
LL-33	88	LR-41CG	14	RF-125	261, 277
LL-34	88	LR-42CG	14	RF-150	261, 277
LL-35	88	LR-43CG	14	RF-200	261, 277
LL-36	88	LR-44CG	14	RF-250	261, 277
LL-41	13	LR-45CG	14	RFN-125	261, 277
LL-42	13	LR-46CG	14	RFN-200	261, 277
LL-43	13	LR-47CG	14	RFN-250	261, 277
LL-44	13	LR-48CG	14	RFN-300	261, 277
LL-45	13	LR-49CG	14	RFN-400	261, 277
LL-46	13	LR-50CG	14	RWH-1	261
LL-47	13	LR-41CGC	14, 89	SB-383NM	35, 129
LL-48	13	LR-42CGC	14, 89	SB-384NM	35, 129
LL-49	13	LR-43CGC	14, 89	SB-385NM	35, 129
LL-50	13	LR-44CGC	12, 89	SB-386NM	35, 129
LL-41CG	13	LR-45CGC	14, 89	SB-387NM	35, 129
LL-42CG	13	LR-46CGC	14, 89	SB-388NM	35, 129
LL-43CG	13	LR-61	14	SB-389NM	35, 129
LL-44CG	13	LR-62	14	SB-390NM	35, 129
LL-45CG	13	LR-63	14	SC-41	17, 91
LL-46CG	13	LR-64	14	SC-42	17, 91
LL-47CG	13	LR-65	14	SC-43	17, 91
LL-48CG	13	LR-66	14	SC-44	17, 91
LL-49CG	13	LR-67	14	SC-46	17, 91
LL-50CG	13	LR-68	14	SC-47	17, 91
LL-41CGC	13, 88	LR-69	14	SC-49	17, 91
LL-42CGC	13, 88	LR-70	14		
LL-43CGC	13, 88	LVB-1	269		
LL-44CGC	13, 88	MBG-050	237		
LL-45CGC	13, 88	MBG-075	237		
LL-46CGC	13, 88				
LL-61	13				
LL-62	13				
LL-63	13				
LL-64	13				

INDEX BY CATALOG NUMBER

Catalog Number	Page	Catalog Number	Page	Catalog Number	Page
SC-61	17	SGN-61	17, 91	T-67	15
SC-62	17	SGN-62	17, 91	T-68	15
SC-63	17	SGN-63	17, 91	T-69	15
SC-64	17	SGN-64	17, 91	T-70	15
SC-66	17	SGN-66	17, 91		
SC-67	17	SGN-67	17, 91	T-601	279
SC-69	17	SGN-69	17, 91	T-602	279
				T-603	279
SDB-1300B	230	SR-050	111, 125	T-604	279
SDB-1301B	230	SR-075	111, 125		
SDB-1302B	230	SR-100	111, 125	TL-381	37, 130
		SR-125	111, 125	TL-382	37, 130
SE-KIT200	262	SR-150	111, 125	TL-383	37, 130
		SR-200	111, 125	TL-384	37, 130
SFR-75	278	SR-250	111, 125	TL-38414	37, 130
SFS-75	278	SR-300	111, 125	TL-385	37, 130
		SR-350	111, 125	TL-38514	37, 130
SG38ASP	138, 163, 177	SR-400	111, 125	TL-386	37, 130
SG3838ASP	138, 165, 178			TL-38614	37, 130
		SRC-050	49	TL-387	37, 130
SG-61	17, 91	SRC-075	49	TL-38740	37, 130
SG-62	17, 91	SRC-100	49	TL-388	37, 130
SG-63	17, 91	SRC-125	49	TL-38840	37, 130
SG-64	17, 91	SRC-150	49	TL-389	37, 130
SG-66	17, 91	SRC-200	49	TL-38940	37, 130
SG-67	17, 91	SRC-250	49	TL-390	37, 130
SG-69	17, 91	SRC-300	49	TL-39040	37, 130
		SRC-350	49		
SGB-382CL	5, 35, 128	SRC-400	49	TWB-51	74, 133, 271
SGB-383CL	5, 35, 128	SRC-500	49	TWB-52	74, 133, 271
SGB-38414	5, 35, 128	SRC-600	49	TWB-53	74, 133, 271
SGB-384CL	5, 35, 128			TWB-54	74, 133, 271
SGB-38514	5, 35, 128	T-31	90	TWB-55	74, 133, 271
SGB-385CL	5, 35, 128	T-32	90	TWB-56	74, 133, 271
SGB-38614	5, 35, 128	T-33	90	TWB-57	74, 133, 271
SGB-386CL	5, 35, 128	T-34	90	TWB-58	74, 133, 271
SGB-38740	5, 35, 128	T-35	90	TWB-59	74, 133, 271
SGB-387CL	5, 35, 128	T-36	90	TWB-60	74, 133, 271
SGB-38840	5, 35, 128				
SGB-388CL	5, 35, 128	T-41	15	UCS-5075	40, 77, 199, 251
SGB-38940	5, 35, 128	T-42	15	UCS-75100	40, 77, 199, 251
SGB-389CL	5, 35, 128	T-43	15	UCS-100125	40, 77, 199, 251
SGB-39040	5, 35, 128	T-44	15	UCS-125150	40, 77, 199, 251
SGB-390CL	5, 35, 128	T-45	15	UCS-150200	40, 77, 199, 251
		T-46	15		
SGBS-381CL	36, 128	T-47	15	UCSC-5075	40, 77, 251
SGBS-382CL	36, 128	T-48	15	UCSC-75100	40, 77, 251
SGBS-383CL	36, 128	T-49	15	UCSC100125	40, 77, 251
SGBS-38414	36, 128	T-50	15	UCSC125150	40, 77, 251
SGBS-384CL	36, 128			UCSC150200	40, 77, 251
SGBS-38514	36, 128	T-41CG	15		
SGBS-385CL	36, 128	T-42CG	15	UCSS-5075	7, 40, 77, 251
SGBS-38614	36, 128	T-43CG	15	UCSS-75100	7, 40, 77, 251
SGBS-386CL	36, 128	T-44CG	15	UCSS-100125	7, 40, 77, 251
SGBS-38740	36, 128	T-45CG	15	UCSS-125150	7, 40, 77, 251
SGBS-387CL	36, 128	T-46CG	15	UCSS-150200	7, 40, 77, 251
SGBS-38840	36, 128	T-47CG	15		
SGBS-388CL	36, 128	T-48CG	15	USL-120	154
SGBS-38940	36, 128	T-49CG	15		
SGBS-389CL	36, 128	T-50CG	15	US-4461	174, 200, 250
SGBS-39040	36, 128			US-6171	174, 200, 250
SGBS-390CL	36, 128	T-41CGC	15, 90		
SGBS-39050	36, 128	T-42CGC	15, 90	USD-4461	174, 200, 250
SGBS-39150	36, 128	T-43CGC	15, 90	USD-6171	174, 200, 250
SGBS-39250	36, 128	T-44CGC	15, 90		
		T-45CGC	15, 90	USS-6171	200, 251
		T-46CGC	15, 90		
SGBTL-383CL	36, 129			WGC-1	261
SGBTL-384CL	36, 129	T-61	15	WGC-2	261
SGBTL-385CL	36, 129	T-62	15	WGC-3	261
SGBTL-386CL	36, 129	T-63	15		
SGBTL-38740	36, 129	T-64	15		
SGBTL-38840	36, 129	T-65	15		
SGBTL-38940	36, 129	T-66	15		
SGBTL-39040	36, 129				

GENERAL NOTES

General Notes and Product Standards

- For product dimensions, consult our on-line catalog at www.bptfittings.com.
- Due to ongoing product improvements, specifications and dimensions are subject to change without prior notice.
- Underwriters Laboratories, Canadian Standards Association, Intertek and Federal Specifications are current at time of publication but are subject to change without prior notice. Current , , and  listings are noted on the smallest unit carton label. Look for the appropriate logo.
- This manual is intended for use as a guide in selection of electrical fittings manufactured by Bridgeport Fittings, Inc. Do not use this manual as an interpretation of the National Electrical Code or local regulations. Always consult your local electrical inspector for requirements in your area.

Products listed or certified comply with the following certifications and specifications:

Product Group	UL Standard	NEMA Standard	Federal Specification	CSA Standard
Rigid & IMC Conduit Bodies	UL-514A	FB-1	A-A-50563A	C22.2 18.3-04
Rigid & IMC Conduit	UL-514B	FB-1	A-A-50553	C22.2 18.3-04
Red Fire Alarm Boxes and Fittings	UL-514A	OS1	A-A-50563A	–
	UL-514B	FB-1	A-A-50553	–
EMT	UL-514B	FB-1	A-A-50553	C22.2 18.3-04
Liquid Tight	UL-514B	FB-1	A-A-50552	C22.2 18.3-04
Portable Cord	UL-514B	FB-1	A-A-50552	C22.2 18.3-04
Flexible Metal & AC/MC Cable	UL-514B	FB-1	A-A-50552	C22.2 18.3-04
Nonmetallic Cable	UL-514B	FB-1	A-A-50552	C22.2 18.3-04
Grounding Fittings	UL-467	FB-1	A-A-50552	–
Service Entrance	UL-514B	FB-1	A-A-50563A	C22.2 18.3-04
Hazardous Location	UL-886	–	–	C22.2 30

BRIDGEPORT'S

PRODUCT CATALOG

Powered By The Sun. Connected By Bridgeport.

At Bridgeport Fittings, we understand the importance of renewable energy. That's why we are dedicated to providing you with the products that help you be more productive and profitable on every solar installation. Follow the lead of some of the country's biggest and best solar contractors and ask for Bridgeport.















Throughout this catalog you'll find time and money saving products that can be used on your next installation. Simply look for the sun!

Liquid Tight Fittings

	Description	Catalog No. or Series
	Nonmetallic Liquid Tight Connectors	429-NMLT to 435-NMLT
	Straight Zinc Liquid Tight Connectors	429-LT2 to 439-LT2 and 429-LTI2 to 439-LTI2
	Straight Steel and Malleable Iron Liquid Tight Connectors	Steel: 429-SLT to 432-SLT and 429-SLTI to 432-SLTI Malleable: 433-SLT to 439-SLT and 433-SLTI to 439-SLTI
	Liquid Tight Sealing Rings	SR-050 to SR-400
	Zinc Die Cast Transition Couplings	4360-DC to 4365-DC
	Malleable Iron Transition Couplings	4369-LT to 4375-LT










Wet Location Fittings

	Description	Catalog No. or Series
	Zinc Die Cast Threaded Hubs	151-DC to 160-DC
	Zinc Die Cast Grounding Hubs	166-DCG to 170-DCG
	US Made Zinc EMT Raintight Compression Connectors	250-RT2 to 256-RT2 and 250-RTI2 to 259-RTI2
	US Made Zinc EMT Raintight Compression Couplings	260-RT to 269-RT
	Mighty-Seal® Push-EMT® Raintight Connectors	250-MSRT, 251-MSRT and 250-MSRTI, 251-MSRTI
	Mighty-Seal® Push-EMT® Raintight Couplings	260-MSRT 261-MSRT
	US Made Zinc Die Cast UF Cable Connectors	761-UF and 762-UF
	Straight PVC Jacketed MC Cable Connectors	595-DC2, 596-DC2 and 595-DCI2, 596-DCI2 (Cor-Shield Polyolefin coated versions 595-DC2C and 596-DC2C)
	90° PVC Jacketed MC Cable Connector	895-DC2 and 895-DCI2 (Cor-Shield Polyolefin coated version 895-DC2C)
	Mighty-Seal® Reducing Sealing Washers	1061-RT to 1074-RT
	Mighty-Align® Self-Aligning Raintight Three-Piece Conduit Couplings	1121-RT to 1130-RT
	Mighty-Seal® Raintight Offset Nipples	1520-RT to 1522-RT





Grounding and Bonding Products





	Description	Catalog No. or Series
	Mighty-Rite® Split Grounding Bushings	SGB Series
	Solderless Lugs	ALI-50 to ALI-252
	Solar Panel Grounding Connector	ALI-SLR
	Mighty-Bond® Enclosure Grounding Connectors	MC-050, MC-075 and MC-100
	Mighty-Bond® Enclosure Grounding Couplings	MCC-050, MCC-075 and MCC-100
	Mighty-Bond® Grounding Locknuts	162-G through 170-G
	Mighty-Bond® Insulated Grounding Locknuts	162-GI and 163-GI
	Mighty-Bond® Raintight Grounding and Bonding Hubs	MCH-075 and MCH-100 in brass (MCH-125 to MCH-200 in stainless steel)
	Mighty-Bond® Grounding & Bonding Bridge	IGB-050 and IGB-075
	Mighty-Bond® Ground Rod or Rebar Bridge Clamp	IGBC-063 and IGBC-075

Straps and Clamps

	Description	Catalog No. or Series
	Mighty-Hold® Universal Clamp Straps	Steel: UCS-5075 to UCS-150200 Stainless Steel: UCSS-5075 to UCSS150200 Cor-Shield Polyolefin coated Steel: UCSC-5075 to UCSC150200
	US Made Steel EMT One Hole Straps	920-S to 925-S and 907-S to 910-S
	Malleable Iron EMT One Hole Straps	920 to 925 and 907 to 910
	US Made Steel Rigid One Hole Pipe Straps	901-S to 910-S
	Malleable Rigid One Hole Pipe Straps	900 to 913
	Aluminum Rigid One Hole Pipe Straps	901-AL to 906-AL
	Malleable Iron Clamp Backs	941 to 950
	Conduit Clamps	961 to 966
	Beam Clamps	951-S and 953-S

Conduit Bodies

	Description	Catalog No. or Series
	Threaded Rigid Conduit Bodies Type C	C-41CG to C-50CG
	Threaded Rigid Conduit Bodies Type LB	LB-41CG to LB-50CG
	EMT Conduit Body with Integral Raintight Compression Connectors	LB-42RT thru LB-43RT
	Threaded Rigid Conduit Bodies Type LL	LL-41CG to LL-50CG

	Description	Catalog No. or Series
	Threaded Rigid Conduit Bodies Type LR	LR-41CG to LR-50CG
	Threaded Rigid Conduit Bodies Type LL/LR	LLR-41 to LLR-46
	EMT Conduit Body with Integral Raintight Compression Connectors	LLR-42RT thru LLR-43RT
	Threaded Rigid Conduit Bodies Type T	T-41CG to T-50CG

Extra Long Raintight Compression Connectors



Compression style connector with internal sealing ring and knockout gasket to create a raintight seal when connecting EMT to box or enclosure. Extra long threads for connecting to thicker enclosures and solar combiner boxes. NEMA TYPE 2,3,3R & 4. NPSM Threads. These have rubber gaskets with steel retaining rings. Patented. US Patent D787,648; 7,976,070; 7,604,261; 7,390,027.

File No. E24001

Zinc Die Cast

Catalog Number	Trade Size	Unit Qty.	Std. Pkg.	Thread Length
250-RT2XL	1/2"	50	500	0.995"
251-RT2XL	3/4"	25	250	1.023"
252-RT2XL	1"	15	150	1.088"

Solar Panel Grounding Connector



Tin Plated Aluminum with Stainless Steel Hardware

Catalog Number	Wire Capacity	Unit Qty.	Std. Pkg.
ALI-SLR	4 to 14	25	250

Designed to prevent galvanic reactions and enhance conductivity. The connector body has extruded serrations for breaking the anodized finish on photovoltaic modules and frames. The serrations in the wire binding break corrosion on the grounding wire which means that no surface preparation is required for the PV module, the frame or the ground wire. The unique clamp-on design means no mounting holes are required. The connector simply clamps onto the frame of the solar panel. The unit is UL 467 Listed and accommodates aluminum or copper conductor. The connectors feature stainless steel hardware.

File No. E20412

Mighty-Rite® Split Grounding Bushings



Install your bushings on conduit or fittings before or after pulling wire and making connections. Mighty-Rite's innovative hinged design adjusts and aligns easier – even in tight spots. Our adjustable lay-in lugs accept and position conductors for simple access. Mighty-Rite's unique split design and ease-of-use allows shorter facility downtime when upgrading existing power and data systems.

All Zinc Die Cast Mighty-Rites are now available with Stainless steel hardware and UV stabilized insulators, for use in outdoor applications.

150°C Captive Nylon Insulator. Patented.
US Patent 8,419,449; 7,182,611; 6,840,782.

©  US File No. E20412



Zinc Die Cast / Tin Plated Aluminum Alloy Lug / Stainless Steel Hardware

Catalog Number	Grounding Lug Wire Capacity		Trade Size	Unit Qty.	Std. Pkg.
	Min. Solid Strand	Max. Solid Strand			
SGB-382CL	14 to 4		3/4"	25	250
SGB-383CL	14 to 4		1"	25	250
SGB-38414	14 to 4		1 1/4"	20	200
SGB-384CL	14 to 1/0		1 1/4"	20	200
SGB-38514	14 to 4		1 1/2"	20	200
SGB-385CL	14 to 1/0		1 1/2"	20	200
SGB-38614	14 to 4		2"	10	100
SGB-386CL	14 to 1/0		2"	10	100
SGB-38740	6 to 250 MCM		2 1/2"	---	25
SGB-387CL	14 to 1/0		2 1/2"	---	25
SGB-38840	6 to 250 MCM		3"	---	25
SGB-388CL	14 to 1/0		3"	---	25
SGB-38940	6 to 250 MCM		3 1/2"	---	25
SGB-389CL	6 to 3/0		3 1/2"	---	25
SGB-39040	6 to 250 MCM		4"	---	20
SGB-390CL	6 to 3/0		4"	---	20

EMT Conduit Body With Integral Raintight Connector, Type LB



LB Conduit Bodies with Integral Raintight Connectors allows access to the interior of a conduit system for inspection, pulling and maintenance, without needing to thread connectors into a conduit body entry.

These conduit bodies come with stainless steel screws, an aluminum cover, and a neoprene gasket. NEMA TYPE 2,3,3R & 4.

Aluminum with Cover and Gasket

Catalog Number	EMT Trade Size	Unit Qty.	Std. Pkg.	Volume	Max Wire Size AWG.
LB-42RT	3/4"	10	60	7.7 cubic in (126 cubic cm)*	3 - #6
LB-43RT	1"	5	30	13.8 cubic in (227 cubic cm)*	3 - #4

*Refer to product label/markings for exact dimensions.

EMT Conduit Body With Integral Raintight Connector, Type LLR



LLR Conduit Bodies with Integral Raintight Connectors allows access to the interior of a conduit system for inspection, pulling and maintenance, without needing to thread connectors into a conduit body entry.

These conduit bodies come with stainless steel screws, an aluminum cover, and a neoprene gasket. NEMA TYPE 2,3,3R & 4.

Aluminum with Cover and Gasket

Catalog Number	EMT Trade Size	Unit Qty.	Std. Pkg.	Volume	Max Wire Size AWG.
LLR-42RT	3/4"	10	60	9.0 cubic in (147 cubic cm)*	3 - #6
LLR-43RT	1"	5	30	15.0 cubic in (246 cubic cm)*	3 - #4

*Refer to product label/markings for exact dimensions.

**Mighty-Hold®
Universal
Clamp Straps**



Stainless Steel

Catalog Number	Trade Size	Unit Qty.	Std. Pkg.
UCSS-5075	1/2" - 3/4"	50	250
UCSS-75100	3/4" - 1"	50	250
UCSS100125	1" - 1 1/4"	25	100
UCSS125150	1 1/4" - 1 1/2"	--	25
UCSS150200	1 1/2" - 2"	--	25

One piece clamp back and strap secures both cable and conduit. Secures EMT, Rigid, IMC, Metallic Liquid Tight, Nonmetallic Liquid Tight, FMC, and Schedule 40 and Schedule 80 PVC conduit, as well as steel and aluminum AC/MC cable. Patented. US Patent 9,243,723.

 File No. E161206

**Mighty-Bond®
Grounding Locknuts**



Used to fasten threaded connectors or nipples to box or enclosure. Offers an additional bonding/grounding path. Listed for use with all of Bridgeport's Fittings offering.

 Listed

**Zinc Die Cast / Zinc Plated Steel Screws /
Tin Plated Aluminum Lug**

Catalog Number	Trade Size	Lug Size	Unit Qty.	Std. Pkg.
161-G	1/2"	14 - 4	10	50
162-G	3/4"	14 - 4	10	50
163-G	1"	14 - 4	10	50
164-G	1 1/4"	14 - 1/0	10	50
165-G	1 1/2"	14 - 1/0	10	50
166-G	2"	14 - 1/0	10	50
167-G	2 1/2"	14 - 1/0	5	25
168-G	3"	14 - 1/0	1	10
169-G	3 1/2"	6 - 3/0	---	5
170-G	4"	6 - 3/0	---	5

**Mighty-Bond® Insulated
Grounding Locknuts**



Used to fasten threaded connectors or nipples to box or enclosure. Offers an additional bonding/grounding path. Listed for use with all of Bridgeport's Fittings offering. Patented. US Patent 9,705,256.

 Listed

Zinc Die Cast - Nylon Insulator

Catalog Number	Trade Size	Lug Size	Unit Qty.	Std. Pkg.
162-GI	3/4"	14 - 4	10	50
163-GI	1"	14 - 4	10	50

Die Cast Aluminum Conduit Bodies

Trade Size	Maximum Number of Conductors					
	LB	C	LL	LR	T	LLR
1/2"	N/A	N/A	N/A	N/A	N/A	-
3/4"	6 AWG	6 AWG	6 AWG	6 AWG	6 AWG	-
1"	3 - 4 AWG	3 - 4 AWG	3 - 4 AWG	3 - 4 AWG	3 - 4 AWG	3 - 4 AWG
1 1/4"	3 - 2 AWG	3 - 2 AWG	3 - 2 AWG	3 - 2 AWG	3 - 2 AWG	3 - 2 AWG
1 1/2"	3 - 1/0 AWG	3 - 1/0 AWG	3 - 1/0 AWG	3 - 1/0 AWG	3 - 2 AWG	3 - 1/0 AWG
2"	3 - 4/0 AWG	3 - 2/0 AWG	3 - 4/0 AWG	3 - 4/0 AWG	3 - 4/0 AWG	3 - 3/0 AWG
2 1/2"	300 MCM	3 - 250 MCM	3 - 250 MCM	3 - 250 MCM	3 - 2/0 AWG	-
3"	350 MCM	3 - 250 MCM	3 - 250 MCM	3 - 250 MCM	3 - 250 MCM	-
3 1/2"	3 - 400 MCM	3 - 250 MCM	3 - 250 MCM	3 - 250 MCM	3 - 250 MCM	-
4"	3 - 400 MCM	3 - 250 MCM	3 - 250 MCM	3 - 250 MCM	3 - 250 MCM	-

Trade Size	Volume in Cu. In.					
	LB	C	LL	LR	T	LLR
1/2"	4.25	4.25	4.25	4.25	4.25	5.5
3/4"	7.2	7.2	7.2	7.2	7.2	9.0
1"	10.8	10.8	10.8	10.8	10.8	15.0
1 1/4"	30.5	30.5	30.5	30.5	30.5	39.5
1 1/2"	30.5	30.5	30.5	30.5	30.5	40.8
2"	70.7	70.7	70.7	70.7	70.7	88.5
2 1/2"	152.5	157.4	157.4	157.4	157.4	-
3"	152.5	179.8	179.8	179.8	179.8	-
3 1/2"	311.8	323.0	323.0	323.0	323.0	-
4"	311.8	323.0	323.0	323.0	323.0	-

Malleable Iron Conduit Bodies


Trade Size	Maximum Number of Conductors				
	LB	C	LL	LR	T
1/2"	N/A	N/A	N/A	N/A	N/A
3/4"	3 - 6 AWG	3 - 6 AWG	3 - 6 AWG	3 - 6 AWG	3 - 6 AWG
1"	3 - 4 AWG	3 - 4 AWG	3 - 4 AWG	3 - 4 AWG	3 - 4 AWG
1 1/4"	3 - 2 AWG	3 - 2 AWG	3 - 2 AWG	3 - 2 AWG	3 - 2 AWG
1 1/2"	3 - 1/0 AWG	3 - 1/0 AWG	3 - 1/0 AWG	3 - 1/0 AWG	3 - 1 AWG
2"	3 - 3/0 AWG	3 - 4/0 AWG	3 - 4/0 AWG	3 - 4/0 AWG	3 - 2/0 AWG
2 1/2"	3 - 250 MCM	3 - 300 MCM	3 - 300 MCM	3 - 300 MCM	3 - 4/0 AWG
3"	3 - 250 MCM	3 - 350 MCM	3 - 350 MCM	3 - 350 MCM	3 - 4/0 AWG
3 1/2"	3 - 350 MCM	3 - 350 MCM	3 - 350 MCM	3 - 500 MCM	3 - 350 MCM
4"	3 - 350 MCM	3 - 350 MCM	3 - 350 MCM	3 - 500 MCM	3 - 350 MCM


Trade Size	Volume in Cu. In.				
	LB	C	LL	LR	T
1/2"	4.5	4.5	4.5	4.5	6.0
3/4"	7.5	7.5	7.5	7.5	9.5
1"	12.5	12.5	12.5	12.5	15.0
1 1/4"	32.3	32.3	32.3	32.3	33.0
1 1/2"	35.3	35.3	35.3	35.3	36.0
2"	73.0	73.0	73.0	73.0	75.0
2 1/2"	138.0	138.0	138.0	138.0	138.0
3"	170.0	170.0	170.0	170.0	170.0
3 1/2"	300.0	300.0	300.0	300.0	300.0
4"	328.0	328.0	328.0	328.0	328.0

Type C



Threaded bodies for rigid conduit or IMC allow access for inspection, pulling and maintenance. NPT Threads. Type CG comes with neoprene gasket, and is NEMA TYPE 2,3,3R & 4.

 File No. E11077

 File No. 702847 (C-41CG thru C-46CG)

Aluminum with Cover and Gasket

Catalog Number	Trade Size	Unit Qty.	Std. Pkg.
C-41CG	1/2"	10	60
C-42CG	3/4"	10	60
C-43CG	1"	5	30
C-44CG	1 1/4"	2	10
C-45CG	1 1/2"	2	10
C-46CG	2"	1	6
C-47CG	2 1/2"	---	1
C-48CG	3"	---	1
C-49CG	3 1/2"	---	1
C-50CG	4"	---	1

Aluminum

Catalog Number	Trade Size	Unit Qty.	Std. Pkg.
C-41	1/2"	10	60
C-42	3/4"	10	60
C-43	1"	5	30
C-44	1 1/4"	2	10
C-45	1 1/2"	2	10
C-46	2"	1	6
C-47	2 1/2"	---	1
C-48	3"	---	1
C-49	3 1/2"	---	1
C-50	4"	---	1


Malleable Iron


Catalog Number	Trade Size	Unit Qty.	Std. Pkg.
C-61	1/2"	5	50
C-62	3/4"	5	50
C-63	1"	2	20
C-64	1 1/4"	2	10
C-65	1 1/2"	2	10
C-66	2"	1	6
C-67	2 1/2"	---	1
C-68	3"	---	1
C-69	3 1/2"	---	1
C-70	4"	---	1

Combination Type C



Units are threaded for use with rigid or IMC as well as set screws for use with EMT. Preassembled with cover and neoprene gasket. NPT Threads. NEMA TYPE 2,3,3R & 4.

 File No. E11077

 Listed Raintight when used with rigid conduit.

Aluminum with Cover and Gasket

Catalog Number	Trade Size	Unit Qty.	Std. Pkg.
C-41CGC	1/2"	10	60
C-42CGC	3/4"	10	60
C-43CGC	1"	5	30
C-44CGC	1 1/4"	2	10
C-45CGC	1 1/2"	2	10
C-46CGC	2"	1	6

Rigid and IMC Conduit Bodies

Type LB

Type LB




Aluminum with Cover and Gasket

Catalog Number	Trade Size	Unit Qty.	Std. Pkg.
LB-41CG	1/2"	10	60
LB-42CG	3/4"	10	60
LB-43CG	1"	5	30
LB-44CG	1 1/4"	2	10
LB-45CG	1 1/2"	2	10
LB-46CG	2"	1	6
LB-47CG	2 1/2"	---	1
LB-48CG	3"	---	1
LB-49CG	3 1/2"	---	1
LB-50CG	4"	---	1

Threaded bodies for rigid conduit or IMC allow access for inspection, pulling and maintenance. NPT Threads. Type CG comes with neoprene gasket, and is NEMA TYPE 2,3,3R & 4.

 File No. E11077

 File No. 702847 (LB-41CG thru LB-50CG)

Aluminum

Catalog Number	Trade Size	Unit Qty.	Std. Pkg.
LB-41	1/2"	10	60
LB-42	3/4"	10	60
LB-43	1"	5	30
LB-44	1 1/4"	2	10
LB-45	1 1/2"	2	10
LB-46	2"	1	6
LB-47	2 1/2"	---	1
LB-48	3"	---	1
LB-49	3 1/2"	---	1
LB-50	4"	---	1

Malleable Iron

Catalog Number	Trade Size	Unit Qty.	Std. Pkg.
LB-61	1/2"	5	50
LB-62	3/4"	5	50
LB-63	1"	2	20
LB-64	1 1/4"	2	10
LB-65	1 1/2"	2	10
LB-66	2"	1	6
LB-67	2 1/2"	---	1
LB-68	3"	---	1
LB-69	3 1/2"	---	1
LB-70	4"	---	1


Malleable Iron with Cover and Gasket


Catalog Number	Trade Size	Unit Qty.	Std. Pkg.
LB-61CG	1/2"	5	50
LB-62CG	3/4"	5	50
LB-63CG	1"	2	20
LB-64CG	1 1/4"	2	10
LB-65CG	1 1/2"	2	10
LB-66CG	2"	1	6
LB-67CG	2 1/2"	---	1
LB-68CG	3"	---	1
LB-69CG	3 1/2"	---	1
LB-70CG	4"	---	1

Combination Type LB



Units are threaded for use with rigid or IMC as well as set screws for use with EMT. Preassembled with cover and neoprene gasket. NPT Threads. NEMA TYPE 2,3,3R & 4.

 File No. E11077

 Listed Raintight when used with rigid conduit.

Aluminum with Cover and Gasket


Catalog Number	Trade Size	Unit Qty.	Std. Pkg.
LB-41CGC	1/2"	10	60
LB-42CGC	3/4"	10	60
LB-43CGC	1"	5	30
LB-44CGC	1 1/4"	2	10
LB-45CGC	1 1/2"	2	10
LB-46CGC	2"	1	6

Type LL



Threaded bodies for rigid conduit or IMC allow access for inspection, pulling and maintenance. NPT Threads. Type CG comes with neoprene gasket, and is NEMA TYPE 2,3,3R & 4.

 File No. E11077

 File No. 702847 (LL-41CG thru LL-50CG)

Aluminum with Cover and Gasket

Catalog Number	Trade Size	Unit Qty.	Std. Pkg.
LL-41CG	1/2"	10	60
LL-42CG	3/4"	10	60
LL-43CG	1"	5	30
LL-44CG	1 1/4"	2	10
LL-45CG	1 1/2"	2	10
LL-46CG	2"	1	6
LL-47CG	2 1/2"	---	1
LL-48CG	3"	---	1
LL-49CG	3 1/2"	---	1
LL-50CG	4"	---	1

Aluminum

Catalog Number	Trade Size	Unit Qty.	Std. Pkg.
LL-41	1/2"	10	60
LL-42	3/4"	10	60
LL-43	1"	5	30
LL-44	1 1/4"	2	10
LL-45	1 1/2"	2	10
LL-46	2"	1	6
LL-47	2 1/2"	---	1
LL-48	3"	---	1
LL-49	3 1/2"	---	1
LL-50	4"	---	1


Malleable Iron


Catalog Number	Trade Size	Unit Qty.	Std. Pkg.
LL-61	1/2"	5	50
LL-62	3/4"	5	50
LL-63	1"	2	20
LL-64	1 1/4"	2	10
LL-65	1 1/2"	2	10
LL-66	2"	1	6
LL-67	2 1/2"	---	1
LL-68	3"	---	1
LL-69	3 1/2"	---	1
LL-70	4"	---	1

Combination Type LL



Units are threaded for use with rigid or IMC as well as set screws for use with EMT. Preassembled with cover and neoprene gasket. NPT Threads. NEMA TYPE 2,3,3R & 4.

 File No. E11077

 Listed Raintight when used with rigid conduit.

Aluminum with Cover and Gasket

Catalog Number	Trade Size	Unit Qty.	Std. Pkg.
LL-41CGC	1/2"	10	60
LL-42CGC	3/4"	10	60
LL-43CGC	1"	5	30
LL-44CGC	1 1/4"	2	10
LL-45CGC	1 1/2"	2	10
LL-46CGC	2"	1	6

Rigid and IMC Conduit Bodies

Type LR and LLR

Combination Type LL/LR



Combination type LL/LR style. Units are threaded for use with rigid or IMC as well as set screws for use with EMT. Preassembled with cover and neoprene gasket. NPT Threads. NEMA TYPE 2,3,3R & 4.

UL File No. E11077

Aluminum with Cover and Gasket

Catalog Number	Trade Size	Unit Qty.	Std. Pkg.
LLR-41	1/2"	10	60
LLR-42	3/4"	10	60
LLR-43	1"	5	30
LLR-44	1 1/4"	2	10
LLR-45	1 1/2"	2	10
LLR-46	2"	---	5

Combination Type LR



Units have a threaded interior for use with rigid or IMC as well as set screws for use with EMT. Preassembled with cover and neoprene gasket. NPT Threads. NEMA TYPE 2,3,3R & 4.

UL File No. E11077

UL Listed Raintight when used with rigid conduit.

Aluminum with Cover and Gasket

Catalog Number	Trade Size	Unit Qty.	Std. Pkg.
LR-41CGC	1/2"	10	60
LR-42CGC	3/4"	10	60
LR-43CGC	1"	5	30
LR-44CGC	1 1/4"	2	10
LR-45CGC	1 1/2"	2	10
LR-46CGC	2"	1	6

Type LR



Threaded bodies for rigid conduit or IMC allow access for inspection, pulling and maintenance. NPT Threads. Type CG comes with neoprene gasket, and is NEMA TYPE 2,3,3R & 4.

UL File No. E11077

SP File No. 702847 (LR-41CG thru LR-50CG)

Aluminum with Cover and Gasket

Catalog Number	Trade Size	Unit Qty.	Std. Pkg.
LR-41CG	1/2"	10	60
LR-42CG	3/4"	10	60
LR-43CG	1"	5	30
LR-44CG	1 1/4"	2	10
LR-45CG	1 1/2"	2	10
LR-46CG	2"	1	6
LR-47CG	2 1/2"	---	1
LR-48CG	3"	---	1
LR-49CG	3 1/2"	---	1
LR-50CG	4"	---	1

Aluminum

Catalog Number	Trade Size	Unit Qty.	Std. Pkg.
LR-41	1/2"	10	60
LR-42	3/4"	10	60
LR-43	1"	5	30
LR-44	1 1/4"	2	10
LR-45	1 1/2"	2	10
LR-46	2"	1	6
LR-47	2 1/2"	---	1
LR-48	3"	---	1
LR-49	3 1/2"	---	1
LR-50	4"	---	1

Malleable Iron

Catalog Number	Trade Size	Unit Qty.	Std. Pkg.
LR-61	1/2"	5	50
LR-62	3/4"	5	50
LR-63	1"	2	20
LR-64	1 1/4"	2	10
LR-65	1 1/2"	2	10
LR-66	2"	1	6
LR-67	2 1/2"	---	1
LR-68	3"	---	1
LR-69	3 1/2"	---	1
LR-70	4"	---	1

Type T



Threaded bodies for rigid conduit or IMC allow access for inspection, pulling and maintenance. NPT Threads. Type CG comes with neoprene gasket, and is NEMA TYPE 2,3,3R & 4.

File No. E11077

File No. 702847 (T-41CG thru T-50CG)

Aluminum with Cover and Gasket

Catalog Number	Trade Size	Unit Qty.	Std. Pkg.
T-41CG	1/2"	10	60
T-42CG	3/4"	10	60
T-43CG	1"	5	30
T-44CG	1 1/4"	2	10
T-45CG	1 1/2"	2	10
T-46CG	2"	1	6
T-47CG	2 1/2"	---	1
T-48CG	3"	---	1
T-49CG	3 1/2"	---	1
T-50CG	4"	---	1

Aluminum

Catalog Number	Trade Size	Unit Qty.	Std. Pkg.
T-41	1/2"	10	60
T-42	3/4"	10	60
T-43	1"	5	30
T-44	1 1/4"	2	10
T-45	1 1/2"	2	10
T-46	2"	1	6
T-47	2 1/2"	---	1
T-48	3"	---	1
T-49	3 1/2"	---	1
T-50	4"	---	1

Malleable Iron

Catalog Number	Trade Size	Unit Qty.	Std. Pkg.
T-61	1/2"	5	50
T-62	3/4"	5	50
T-63	1"	2	20
T-64	1 1/4"	2	10
T-65	1 1/2"	2	10
T-66	2"	1	6
T-67	2 1/2"	----	1
T-68	3"	----	1
T-69	3 1/2"	----	1
T-70	4"	----	1

Combination Type T



Units have a threaded interior for use with rigid or IMC as well as set screws for use with EMT. Preassembled with cover and neoprene gasket. NPT Threads. NEMA TYPE 2,3,3R & 4.

File No. E11077

Listed Raintight when used with rigid conduit.

Aluminum with Cover and Gasket

Catalog Number	Trade Size	Unit Qty.	Std. Pkg.
T-41CGC	1/2"	10	60
T-42CGC	3/4"	10	60
T-43CGC	1"	5	30
T-44CGC	1 1/4"	2	10
T-45CGC	1 1/2"	2	10
T-46CGC	2"	1	6

Rigid and IMC Conduit Bodies

Type LB and MLB

Service Entrance LB



Allows access to the interior of a conduit system for inspection, pulling and maintenance. Mounts flush against structure. Raintight. NPT Threads. Neoprene gasket. NEMA TYPE 2,3,3R & 4.

File No. E11077

Aluminum

Catalog Number	Trade Size	Unit Qty.	Std. Pkg.
1025	1/2"	5	50
1026	3/4"	5	50
1027	1"	---	20
1028	1 1/4"	---	10
1029	1 1/2"	---	5
1030	2"	---	4
1028-XL	1 1/4"	---	10
1030-XL	2"	---	6

Mogul Conduit Bodies



MLB-44 thru MLB-46



MLB-47 thru MLB-50

Allows larger access to the inside of a raceway for wire pulling. Split diagonal cover and body ensures ease in wire bending. Meets NEC 6X Rule. Raintight. NPT Threads. MLB-44 through MLB-46 has a cellulose gasket. MLB-47 through MLB-50 has a neoprene gasket. NEMA TYPE 2,3,3R & 4.

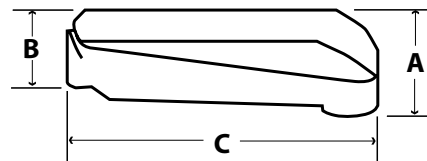
File No. E11077

File No. E11077 (MLB-47 thru MLB-50)

Aluminum

Catalog Number	Trade Size	Unit Qty.	Std. Pkg.
MLB-44	1 1/4"	---	5
MLB-45	1 1/2"	---	2
MLB-46	2"	---	2
MLB-47	2 1/2"	---	1
MLB-48	3"	---	1
MLB-49	3 1/2"	---	1
MLB-50	4"	---	1

Dim A	Dim B	Dim C
3 1/2"	3"	9 1/2"
5 1/8"	4"	14 1/2"
5 1/8"	4"	14 1/2"
10 1/2"	8 11/16"	22 3/4"
10 1/2"	8 11/16"	22 3/4"
12"	10"	29 1/8"
12"	10"	29 1/8"



Conduit Body Covers



Encloses conduit body; supplied with screws.

UL File No. E11077 Aluminum Only
(SC-41 thru SC-49)

Aluminum

Catalog Number	Trade Size	Unit Qty.	Std. Pkg.
SC-41	1/2"	25	100
SC-42	3/4"	25	100
SC-43	1"	25	10
SC-44	1 1/4" - 1 1/2"	10	100
SC-46	2"	---	25
SC-47	2 1/2" - 3"	---	20
SC-49	3 1/2" - 4"	---	5

Steel

Catalog Number	Trade Size	Unit Qty.	Std. Pkg.
SC-61	1/2"	25	100
SC-62	3/4"	25	100
SC-63	1"	25	100
SC-64	1 1/4" - 1 1/2"	10	100
SC-66	2"	---	25
SC-67	2 1/2" - 3"	---	20
SC-69	3 1/2" - 4"	---	5

Conduit Body Gaskets



SG series provides dust-tight seal between conduit body and cover.

SGN series provides both dust and rain-tight protection.

SGN gaskets are impervious to most liquids and oil.

Cellulose

Catalog Number	Trade Size	Unit Qty.	Std. Pkg.
SG-61	1/2"	100	1000
SG-62	3/4"	100	1000
SG-63	1"	50	500
SG-64	1 1/4" - 1 1/2"	---	100
SG-66	2"	---	100
SG-67	2 1/2" - 3"	---	25
SG-69	3 1/2" - 4"	---	25

Neoprene

Catalog Number	Trade Size	Unit Qty.	Std. Pkg.
SGN-61	1/2"	100	1000
SGN-62	3/4"	100	1000
SGN-63	1"	50	500
SGN-64	1 1/4" - 1 1/2"	---	100
SGN-66	2"	---	100
SGN-67	2 1/2" - 3"	---	25
SGN-69	3 1/2" - 4"	---	25

Rigid and IMC Conduit Fittings

Set Screw Connectors

Set Screw Connectors



1/2" thru 1"

2 1/2" thru 4"

Set screw type fitting used to join unthreaded rigid conduit to box or enclosure. Concrete-tight.

UL File No. E24001: 236-DC2 thru 239-DC2;
236-DCI2 thru 239-DCI2

Note: 2 1/2" thru 4" is UL listed for rigid steel or aluminum EMT conduit.

Set Screw Connectors



1/2" thru 1 1/2"

2"

2 1/2" thru 4"

2 1/2" thru 2"
Malleable

5" & 6"
Malleable

Set screw type fitting used to join unthreaded rigid or IMC conduit to box or enclosure. Concrete-tight.

UL File No. E9391: 3500-US thru 3505-US;
3500 thru 3505

UL File No. E24001: 236 thru 239; 236-I thru 239-I

Note: UL Listing not applicable to 5" & 6" Malleable Iron.

Malleable Iron

Catalog Number	Trade Size	Unit Qty.	Std. Pkg.
3500	1/2"	50	200
3501	3/4"	25	250
3502	1"	25	100
3503	1 1/4"	20	120
3504	1 1/2"	10	60
3505	2"	5	30
3510	5"	---	1
3511	6"	---	1

Zinc Die Cast

Catalog Number	Trade Size	Unit Qty.	Std. Pkg.
30-DC2	1/2"	50	500
31-DC2	3/4"	25	250
32-DC2	1"	25	250
236-DC2	2 1/2"	---	12
237-DC2	3"	---	12
238-DC2	3 1/2"	---	6
239-DC2	4"	---	6

Zinc Die Cast / Insulated Throat - 105°C

Catalog Number	Trade Size	Unit Qty.	Std. Pkg.
236-DCI2	2 1/2"	---	12
237-DCI2	3"	---	12
238-DCI2	3 1/2"	---	6
239-DCI2	4"	---	6

Zinc Plated Steel

Catalog Number	Trade Size	Unit Qty.	Std. Pkg.
236	2 1/2"	2	10
237	3"	2	10
238	3 1/2"	---	6
239	4"	---	6

Zinc Plated Steel / Insulated Throat - 105°C

Catalog Number	Trade Size	Unit Qty.	Std. Pkg.
236-I	2 1/2"	2	10
237-I	3"	2	10
238-I	3 1/2"	---	6
239-I	4"	---	6

Zinc Plated Steel (Made in the USA!)

Catalog Number	Trade Size	Unit Qty.	Std. Pkg.
3500-US	1/2"	50	500
3501-US	3/4"	25	250
3502-US	1"	25	250
3503-US	1 1/4"	20	120
3504-US	1 1/2"	10	60
3505-US	2"	5	30

Malleable Iron / Insulated Throat - 105°C

Catalog Number	Trade Size	Unit Qty.	Std. Pkg.
3510-I	5"	---	1
3511-I	6"	---	1

Set Screw Couplings



Zinc
1/2" thru 1"

Zinc
2 1/2" thru 4"

1/2" thru 2"
Malleable

Malleable
5" & 6"



Steel
1/2" thru 1 1/2"

Steel
2"

Steel
2 1/2" thru 4"

Set screw type fitting used to join two unthreaded lengths of rigid or IMC conduit. Concrete-tight. 2 1/2" thru 6" furnished with four set screws.

UL File No. E24001: 246 thru 249

UL File No. E24001: 246-DC thru 249-DC

UL File No. E9391: 3600-US thru 3605-US;
3600 thru 3605

SP File No. LR39354: 246-DC thru 249-DC

Note: 2 1/2" thru 4" zinc die cast is UL listed for rigid steel or aluminum EMT conduit.

Note: UL Listing not applicable to 5" & 6" Malleable Iron.

Zinc Die Cast

Catalog Number	Trade Size	Unit Qty.	Std. Pkg.
40-DC	1/2"	50	500
41-DC	3/4"	25	250
42-DC	1"	25	250
246-DC	2 1/2"	---	12
247-DC	3"	---	12
248-DC	3 1/2"	---	6
249-DC	4"	---	6

Zinc Plated Steel (Made in the USA!)

Catalog Number	Trade Size	Unit Qty.	Std. Pkg.
3600-US	1/2"	50	500
3601-US	3/4"	25	250
3602-US	1"	50	200
3603-US	1 1/4"	15	90
3604-US	1 1/2"	10	60
3605-US	2"	5	30

Zinc Plated Steel

Catalog Number	Trade Size	Unit Qty.	Std. Pkg.
246	2 1/2"	2	10
247	3"	2	12
248	3 1/2"	---	6
249	4"	---	6

Malleable Iron

Catalog Number	Trade Size	Unit Qty.	Std. Pkg.
3600	1/2"	30	120
3601	3/4"	25	100
3602	1"	25	100
3603	1 1/4"	15	90
3604	1 1/2"	10	60
3605	2"	5	30
3610	5"	---	1
3611	6"	---	1

Rigid and IMC Conduit Fittings

Compression Connectors

Compression Connectors



Zinc




Steel



Malleable

Compression type connector used to join unthreaded steel rigid conduit to box or enclosure. 2 1/2" and larger zinc die cast also suitable for steel and aluminum rigid and EMT conduit. UL Listed concrete-tight. CSA Listed concrete-tight/raintight use in Canada. (All except malleable iron.)

 File No. E9391

 File No. LR39354 (All except malleable iron.)

Zinc Plated Steel (Made in the USA!)

Catalog Number	Trade Size	Unit Qty.	Std. Pkg.
3000-US	1/2"	25	100
3001-US	3/4"	25	100
3002-US	1"	5	25
3003-US	1 1/4"	5	25
3004-US	1 1/2"	2	10
3005-US	2"	1	5

Zinc Die Cast

Catalog Number	Trade Size	Unit Qty.	Std. Pkg.
256-DC2	2 1/2"	---	12
257-DC2	3"	---	12
258-DC2	3 1/2"	---	6
259-DC2	4"	---	6

Zinc Die Cast / Insulated Throat - 105°C

Catalog Number	Trade Size	Unit Qty.	Std. Pkg.
256-DCI2	2 1/2"	---	12
257-DCI2	3"	---	12
258-DCI2	3 1/2"	---	6
259-DCI2	4"	---	6

Steel

Catalog Number	Trade Size	Unit Qty.	Std. Pkg.
3000	1/2"	25	100
3001	3/4"	25	100
3002	1"	5	25
3003	1 1/4"	5	25
3004	1 1/2"	2	10
3005	2"	1	5

Malleable Iron

Catalog Number	Trade Size	Unit Qty.	Std. Pkg.
3006	2 1/2"	2	10
3007	3"	2	10
3008	3 1/2"	---	6
3009	4"	---	6

Compression Couplings




Zinc

Steel

Malleable

Compression type coupling used to join two lengths of unthreaded steel rigid conduit. 2 1/2" and larger zinc die cast also suitable for steel and aluminum rigid and EMT conduit. UL Listed concrete-tight. CSA Listed concrete-tight/raintight use in Canada. (All except malleable iron.)

 File No. E9391

 File No. LR39354 (All except malleable iron.)

Zinc Plated Steel (Made in the USA!)

Catalog Number	Trade Size	Unit Qty.	Std. Pkg.
3100-US	1/2"	25	100
3101-US	3/4"	25	100
3102-US	1"	5	25
3103-US	1 1/4"	5	25
3104-US	1 1/2"	2	10
3105-US	2"	---	5

Zinc Die Cast

Catalog Number	Trade Size	Unit Qty.	Std. Pkg.
266-DC	2 1/2"	---	12
267-DC	3"	---	12
268-DC	3 1/2"	---	6
269-DC	4"	---	6

Steel

Catalog Number	Trade Size	Unit Qty.	Std. Pkg.
3100	1/2"	25	100
3101	3/4"	25	100
3102	1"	5	25
3103	1 1/4"	5	25
3104	1 1/2"	2	10
3105	2"	1	5

Malleable Iron

Catalog Number	Trade Size	Unit Qty.	Std. Pkg.
3106	2 1/2"	2	10
3107	3"	2	10
3108	3 1/2"	---	6
3109	4"	---	6


Rigid and IMC Conduit Fittings

Raintight Compression Connectors

Raintight Rigid Compression Connectors



Compression type connector used to join unthreaded steel rigid conduit to box or enclosure in a wet location.

 File No. E9391

Zinc Plated Steel

Catalog Number	Trade Size	Unit Qty.	Std. Pkg.
3000-RT	1/2"	25	100
3001-RT	3/4"	25	100
3002-RT	1"	5	25
3003-RT	1 1/4"	5	25
3004-RT	1 1/2"	2	10
3005-RT	2"	1	5

Raintight Rigid Compression Couplings



Compression type connector used to join unthreaded steel rigid conduit to box or enclosure in a wet location.

 File No. E9391

Zinc Plated Steel

Catalog Number	Trade Size	Unit Qty.	Std. Pkg.
3100-RT	1/2"	25	100
3101-RT	3/4"	25	100
3102-RT	1"	5	25
3103-RT	1 1/4"	5	25
3104-RT	1 1/2"	2	10
3105-RT	2"	1	5

Pull Elbows



Used for connecting threaded rigid or IMC to box or enclosure. Removable aluminum cover and neoprene gasket facilitate wire pulling.

 File No. E9391

Zinc Die Cast

Catalog Number	Trade Size	Unit Qty.	Std. Pkg.
71-DC2	1/2"	10	100
72-DC2	3/4"	5	50

Pull Elbows



Used for connecting threaded rigid or EMT to box or enclosure. Removable aluminum cover and neoprene gasket facilitate wire pulling.

 File No. E9391

Aluminum

Catalog Number	Trade Size	Unit Qty.	Std. Pkg.
71-DCA	1/2"	10	100
72-DCA	3/4"	5	50

Pull Elbows



Used for connecting threaded rigid or IMC to form 90° bend. Removable aluminum cover and neoprene gasket facilitate wire pulling.

 File No. E9391

Zinc Die Cast

Catalog Number	Trade Size	Unit Qty.	Std. Pkg.
81-DC	1/2"	10	100
82-DC	3/4"	5	50
83-DC	1"	5	25
84-DC	1 1/4"	5	20

Pull Elbows



Used for connecting threaded rigid to rigid or EMT to EMT to form 90° bend. Removable aluminum cover and neoprene gasket facilitate wire pulling. Raintight when used with Rigid Conduit.

 File No. E9391

Aluminum

Catalog Number	Trade Size	Unit Qty.	Std. Pkg.
81-DCA	1/2"	10	100
82-DCA	3/4"	5	50
83-DCA	1"	5	25
84-DCA	1 1/4"	5	20

Rigid and IMC Conduit Fittings

Locknuts

Locknuts



Steel



Zinc

Used to fasten threaded conduit to opening in a box or enclosure.

File No. E9391: 101-S thru 112-S

File No. E9391: 101-DC thru 110-DC

File No. LR39354: 101-S thru 112-S

Zinc Plated Steel - Conduit Locknut

Catalog Number	Trade Size	Unit Qty.	Std. Pkg.
100	3/8"	200	2000
101-S	1/2"	100	1000
102-S	3/4"	100	1000
103-S	1"	100	500
104-S	1 1/4"	---	100
105-S	1 1/2"	---	100
106-S	2"	---	50
107-S	2 1/2"	---	25
108-S	3"	---	25
109-S	3 1/2"	---	25
110-S	4"	---	25
111-S	5"	---	5
112-S	6"	---	5

Zinc Die Cast - Conduit and Fitting Locknut

Catalog Number	Trade Size	Unit Qty.	Std. Pkg.
101-DC	1/2"	100	1000
102-DC	3/4"	100	1000
103-DC	1"	100	500
104-DC	1 1/4"	---	100
105-DC	1 1/2"	---	100
106-DC	2"	---	50
107-DC	2 1/2"	---	25
108-DC	3"	---	25
109-DC	3 1/2"	---	25
110-DC	4"	---	25

Vibration and Bonding Locknuts



Used in harsh vibration environments to fasten threaded conduit to unthreaded opening in a box or enclosure.

File No. E20412

Zinc Plated Steel

Catalog Number	Trade Size	Unit Qty.	Std. Pkg.
121-S	1/2"	50	200
122-S	3/4"	25	100
123-S	1"	25	100
124-S	1 1/4"	10	50
125-S	1 1/2"	10	50
126-S	2"	10	50
127-S	2 1/2"	5	25
128-S	3"	5	25
129-S	3 1/2"	---	5
130-S	4"	---	5
131-S	5"	---	5
132-S	6"	---	5

Sealing Locknuts



Used to provide raintight seal when fastening threaded conduit to unthreaded opening in a box or enclosure. NPSL Thread. PVC gasket. NEMA TYPE 2,3,3R, 4.

 File No. E9391

Zinc Plated Steel / PVC Seal

Catalog Number	Trade Size	Unit Qty.	Std. Pkg.
141	1/2"	50	200
142	3/4"	25	100
143	1"	25	100
144	1 1/4"	25	100
145	1 1/2"	25	100
146	2"	25	100
147	2 1/2"	5	25
148	3"	5	25
149	3 1/2"	5	25
150	4"	5	25

Mighty-Bond® Grounding Locknuts



Used to fasten threaded connectors or nipples to box or enclosure. Offers an additional bonding/grounding path. Listed for use with all of Bridgeport's Fittings offering.

 Listed

Zinc Die Cast / Zinc Plated Steel Screws / Tin Plated Aluminum Lug

Catalog Number	Trade Size	Lug Size	Unit Qty.	Std. Pkg.
161-G	1/2"	14 - 4	10	50
162-G	3/4"	14 - 4	10	50
163-G	1"	14 - 4	10	50
164-G	1 1/4"	14 - 1/0	10	50
165-G	1 1/2"	14 - 1/0	10	50
166-G	2"	14 - 1/0	10	50
167-G	2 1/2"	14 - 1/0	5	25
168-G	3"	14 - 1/0	1	10
169-G	3 1/2"	6 - 3/0	---	5
170-G	4"	6 - 3/0	---	5

Mighty-Bond® Insulated Grounding Locknuts



Used to fasten threaded connectors or nipples to box or enclosure. Offers an additional bonding/grounding path. Listed for use with all of Bridgeport's Fittings offering. Patented. US Patent 9,705,256.

 Listed

Zinc Die Cast - Nylon Insulator

Catalog Number	Trade Size	Lug Size	Unit Qty.	Std. Pkg.
162-GI	3/4"	14 - 4	10	50
163-GI	1"	14 - 4	10	50


Rigid and IMC Conduit Fittings


Hubs

Threaded Hubs



To secure threaded rigid service entrance conduit to box or enclosure. Insulated throat rated 105°C. BUNA-N sealing ring completely encircles knockout to prevent contaminants from entering enclosure. Concrete-tight. 151-DC through 160-DC have Female NPT threads and Male NPSM threads. 3161 and 3162 have NPT threads. NEMA TYPE 2,3,3R & 4.

 File No. E9391: Type 4 - Water Tight

 File No. LR39354

Note: UL listing not applicable to 5" & 6" Malleable Iron.

Zinc Die Cast

Catalog Number	Trade Size	Unit Qty.	Std. Pkg.
151-DC	1/2"	25	100
152-DC	3/4"	25	100
153-DC	1"	10	50
154-DC	1 1/4"	5	25
155-DC	1 1/2"	2	20
156-DC	2"	2	20
157-DC	2 1/2"	---	10
158-DC	3"	---	5
159-DC	3 1/2"	1	5
160-DC	4"	1	5

Malleable Iron

Catalog Number	Trade Size	Unit Qty.	Std. Pkg.
3161	5"	---	2
3162	6"	---	2

Grounding Hubs



Used to secure threaded rigid service entrance conduit to box or enclosure. Bridgeport Grounding Hubs provide a point of attachment for a ground wire per 2014 NEC Article 250.92(B). Listed for use in wet locations.

 Listed

Zinc Die Cast

Catalog Number	K.O. Size	Lug Size	Unit Qty.	Std. Pkg.
166-DCG	2"	14 to 1/0	2	20
167-DCG	2 1/2"	14 to 1/0	1	10
168-DCG	3"	14 to 1/0	1	5
169-DCG	3 1/2"	6 to 3/0	1	5
170-DCG	4"	6 to 3/0	1	5

Transition Couplings



Zinc

Steel

Set screw type fitting used to join EMT to rigid or IMC. Concrete-tight. Furnished with Tri-Drive slot/Phillips/Robertson head screws. Patented. US Patent D600,651.

Listed: 290-DC thru 292-DC

File No. E9391: 290-S thru 292-S

Zinc Die Cast

Catalog Number	EMT Trade Size	Rigid Trade Size	Unit Qty.	Std. Pkg.
290-DC	1/2"	1/2"	50	200
291-DC	3/4"	3/4"	25	100
292-DC	1"	1"	25	100

Zinc Plated Steel

Catalog Number	EMT Trade Size	Rigid Trade Size	Unit Qty.	Std. Pkg.
290-S	1/2"	1/2"	25	100
291-S	3/4"	3/4"	25	100
292-S	1"	1"	10	50

Compression Transition Couplings



Compression type fitting used to join EMT to rigid or IMC. Concrete-tight.

Listed

Zinc Die Cast

Catalog Number	EMT Trade Size	Rigid Trade Size	Unit Qty.	Std. Pkg.
291-CDC	3/4"	3/4"	15	150
292-CDC	1"	1"	10	100
295-CDC	2"	2"	2	10

Mighty-Merge® Raintight Transition Couplings



Couplings used to transition EMT to rigid for a secure raintight/wet location seal. Female NPT Threads. Patented. US Patent 7,390,027.

Listed

Zinc Die Cast

Catalog Number	EMT Trade Size	Rigid Trade Size	Unit Qty.	Std. Pkg.
290-RT	1/2"	1/2"	25	100
291-RT	3/4"	3/4"	25	100
292-RT	1"	1"	10	50
293-RT	1 1/4"	1 1/4"	5	25
294-RT	1 1/2"	1 1/2"	2	20
295-RT	2"	2"	2	20
299-RT	4"	4"	1	5


Rigid and IMC Conduit Fittings

Transitions

Transition Couplings



Used to join rigid or IMC to EMT. Coupling internally threaded for rigid / IMC. Compression type for EMT. Concrete-tight.

 File No. E9391: 292-MS


Zinc Plated Steel


Catalog Number	EMT Trade Size	Rigid Trade Size	Unit Qty.	Std. Pkg.
290-MS	1/2"	1/2"	25	100
291-MS	3/4"	3/4"	25	100
292-MS	1"	1"	10	50

Raintight Transition Couplings



Used to join rigid or IMC to metallic liquid tight conduit. Concrete-tight.

 Listed "Raintight"

 File No. E9391




Steel

Catalog Number	LT Trade Size	Rigid Trade Size	Unit Qty.	Std. Pkg.
4369-LT	3/8"	1/2"	25	125
4370-LT	1/2"	1/2"	20	100
4371-LT	3/4"	3/4"	10	50
4372-LT	1"	1"	5	25
4373-LT	1 1/4"	1 1/4"	4	20
4374-LT	1 1/2"	1 1/2"	3	15
4375-LT	2"	2"	2	10

Rigid to FMC Transition Couplings



Set screw type transition coupling used to join rigid conduit to flexible metal conduit.

 File No. E9391

Zinc Die Cast

Catalog Number	Rigid Trade Size	Flex Trade Size	Unit Qty.	Std. Pkg.
282-DCR	3/4"	3/4"	25	100
283-DCR	1"	1"	10	100
284-DCR	1 1/4"	1 1/4"	4	40
285-DCR	1 1/2"	1 1/2"	2	20
286-DCR	2"	2"	2	20

Mighty-Seal® Rigid to DUPLEX JMC/TECK Transition Coupling



Bridgeport's 4195-DC makes it easy to transition between 3/4" Rigid Conduit and multiple JMC/TECK cables in wet locations.

Simply strip 7/8" to 1" of jacket from end of cable, loosen nut, and push cable into connector until cable reaches end stop.

NEMA TYPE 2,3,3R, 4.

Patented. US Patent D604,242; 6,737,584; 10,059,659.

Listed

Zinc Die Cast

Catalog Number	JMC	JMC Armor O.D.	JMC Jacket O.D.	Unit Qty.	Std. Qty.
4195-DC	12/2 to 10/3	.480" - .640"	.580" - .720"	10	40

Catalog Number	TECK 90	TECK 90 Armor O.D.	TECK 90 Jacket O.D.	Unit Qty.	Std. Qty.
4195-DC	12/2 to 14/4	.480" - .640"	.580" - .720"	10	40

Pull Caps



Used for capping EMT, rigid and most bushings.

Polyethylene

Catalog Number	Trade Size	Unit Qty.	Std. Pkg.
341	1/2"	100	1000
342	3/4"	100	1000
343	1"	100	1000
344	1 1/4"	50	250
345	1 1/2"	25	100
346	2"	25	100

Rigid and IMC Conduit Fittings

Bushings

Bushing Pennies



Used inside bushing to prevent foreign matter from entering conduit.

Galvanized Steel

Catalog Number	Trade Size	Unit Qty.	Std. Pkg.
1661	1/2"	500	1000
1662	3/4"	250	500
1663	1"	100	200
1664	1 1/4"	50	100
1665	1 1/2"	50	100
1666	2"	50	100
1667	2 1/2"	50	100
1668	3"	50	100
1669	3 1/2"	25	100
1670	4"	25	100
1671	5"	25	100

Bushings



Used with locknut to protect conductors inside threaded rigid or IMC conduit entering a box. Rounded surface of bushing prevents damage to wire insulation.

UL File No. E9391: 321 thru 332

UL File No. E11259: 321-B thru 330-B

SP File No. LR39354

Polypropylene - 105°C

Catalog Number	Trade Size	Unit Qty.	Std. Pkg.
321	1/2"	100	1000
322	3/4"	100	1000
323	1"	50	500
324	1 1/4"	---	100
325	1 1/2"	---	100
326	2"	---	50
327	2 1/2"	---	25
328	3"	---	25
329	3 1/2"	---	25
330	4"	---	20
331	5"	---	5
332	6"	---	5


Nylon - 150°C

Catalog Number	Trade Size	Unit Qty.	Std. Pkg.
321-B	1/2"	100	1000
322-B	3/4"	100	1000
323-B	1"	50	500
324-B	1 1/4"	---	100
325-B	1 1/2"	---	100
326-B	2"	---	50
327-B	2 1/2"	---	25
328-B	3"	---	25
329-B	3 1/2"	---	25
330-B	4"	---	20

Lock - A - Liners



Used for converting ordinary bushings and connectors to code approved insulating bushings and connectors without disturbing wiring.

 File No. E11259


Polypropylene - 105°C

Catalog Number	Trade Size	Unit Qty.	Std. Pkg.
191	1/2"	25	100
192	3/4"	25	100
193	1"	25	100
194	1 1/4"	10	40
195	1 1/2"	10	40
196	2"	10	40

Insulated Bushings



Used with locknut to protect conductors inside threaded rigid or IMC conduit entering a box. Plastic liner prevents damage to wire insulation. All products rated 150°C except catalog numbers 371 and 372 which are rated 105°C.

 File No. E9391

Malleable Iron / Plastic Metaliner

Catalog Number	Trade Size	Unit Qty.	Std. Pkg.
361	1/2"	100	1000
362	3/4"	100	1000
363	1"	50	500
364	1 1/4"	10	100
365	1 1/2"	10	100
366	2"	10	100
367	2 1/2"	2	10
368	3"	2	10
369	3 1/2"	---	5
370	4"	---	5
371	5"	---	5
372	6"	---	5

Zinc Die Cast / Plastic Metaliner

Catalog Number	Trade Size	Unit Qty.	Std. Pkg.
361-DC	1/2"	100	1000
362-DC	3/4"	100	1000
363-DC	1"	50	500
364-DC	1 1/4"	10	100
365-DC	1 1/2"	10	100
366-DC	2"	10	100
367-DC	2 1/2"	2	10
368-DC	3"	2	10
369-DC	3 1/2"	---	5
370-DC	4"	---	5

Insulated Grounding Bushings



Used with locknut to terminate service conduit or fittings to cabinet. Tin Plated Aluminum alloy lug provided for bonding jumper to neutral busbar. Plastic liner prevents damage to wire insulation.

 File No. E20412

Malleable Iron / Zinc Plated Steel Screws / Plastic Metaliner - 150°C

Catalog Number	Grounding Lug Wire Capacity		Trade Size	Unit Qty.	Std. Pkg.
	Min. Solid Strand	Max. Solid Strand			
381	14 to 4		1/2"	50	500
382	14 to 4		3/4"	50	500
383	14 to 4		1"	25	250
384	14 to 1/0		1 1/4"	20	200
384-14	14 to 4		1 1/4"	20	200
385	14 to 1/0		1 1/2"	20	200
385-14	14 to 4		1 1/2"	20	200
386	14 to 1/0		2"	10	100
386-14	14 to 4		2"	10	100
387	14 to 1/0		2 1/2"	---	25
387-40	6 to 250 MCM		2 1/2"	---	25
388	14 to 1/0		3"	---	25
388-40	6 to 250 MCM		3"	---	25
389	14 to 1/0		3 1/2"	---	25
389-40	6 to 250 MCM		3 1/2"	---	25
390	14 to 1/0		4"	---	20
390-40	6 to 250 MCM		4"	---	20
391	6 to 250 MCM		5"	---	5
392	6 to 250 MCM		6"	---	5

Insulated Grounding Bushings



Used with locknut to terminate service conduit or fittings to cabinet. Tin Plated Aluminum alloy lug provided for bonding jumper to neutral busbar. Plastic liner prevents damage to wire insulation.

 File No. E20412

Zinc Die Cast / Zinc Plated Steel Screws / Plastic Metaliner - 150°C

Catalog Number	Grounding Lug Wire Capacity		Trade Size	Unit Qty.	Std. Pkg.
	Min. Solid Strand	Max. Solid Strand			
381-DC	14 to 4		1/2"	50	500
382-DC	14 to 4		3/4"	50	500
383-DC	14 to 4		1"	25	250
384-DC	14 to 1/0		1 1/4"	20	200
384-DC14	14 to 4		1 1/4"	20	200
385-DC	14 to 1/0		1 1/2"	20	200
385-DC14	14 to 4		1 1/2"	20	200
386-DC	14 to 1/0		2"	10	100
386-DC14	14 to 4		2"	10	100
387-DC	14 to 1/0		2 1/2"	---	25
387-DC40	6 to 250 MCM		2 1/2"	---	25
388-DC	14 to 1/0		3"	---	25
388-DC40	6 to 250 MCM		3"	---	25
389-DC	14 to 1/0		3 1/2"	---	25
389-DC40	6 to 250 MCM		3 1/2"	---	25
390-DC	14 to 1/0		4"	---	20
390-DC40	6 to 250 MCM		4"	---	20

Mighty-Rite® Nonmetallic Split Bushings



Patented split design allows for installation after conductors have been pulled. Used with a locknut to terminate threaded rigid and IMC or fittings to a box or enclosure. Used with a connector to prevent damage to wire insulation. Rated 105°C. Patented. US Patent 9,012,791; 9,000,310; D721,652.

UL File No. E9391

Nonmetallic Split Bushing

Catalog Number	Trade Size	Unit Qty.	Std. Pkg.
SB-383NM	1"	25	250
SB-384NM	1 1/4"	20	200
SB-385NM	1 1/2"	20	200
SB-386NM	2"	10	100
SB-387NM	2 1/2"	---	25
SB-388NM	3"	---	25
SB-389NM	3 1/2"	---	25
SB-390NM	4"	---	20

Mighty-Rite® Split Grounding Bushings



Install your bushings on conduit or fittings before or after pulling wire and making connections. Mighty-Rite's innovative hinged design adjusts and aligns easier – even in tight spots. Our adjustable lay-in lugs accept and position conductors for simple access. Mighty-Rite's unique split design and ease-of-use allows shorter facility downtime when upgrading existing power and data systems.

All Zinc Die Cast Mighty-Rites are now available with Stainless steel hardware and UV stabilized insulators, for use in outdoor applications.

150°C Captive Nylon Insulator. Patented. US Patent 8,419,449; 7,182,611; 6,840,782.

UL File No. E20412

Zinc Die Cast / Tin Plated Aluminum Alloy Lug / Stainless Steel Screws

Catalog Number	Grounding Lug Wire Capacity		Trade Size	Unit Qty.	Std. Pkg.
	Min. Solid	Max. Strand			
SGB-382CL	14	to 4	3/4"	25	250
SGB-383CL	14	to 4	1"	25	250
SGB-38414	14	to 4	1 1/4"	20	200
SGB-384CL	14	to 1/0	1 1/4"	20	200
SGB-38514	14	to 4	1 1/2"	20	200
SGB-385CL	14	to 1/0	1 1/2"	20	200
SGB-38614	14	to 4	2"	10	100
SGB-386CL	14	to 1/0	2"	10	100
SGB-38740	6 to 250	MCM	2 1/2"	---	25
SGB-387CL	14	to 1/0	2 1/2"	---	25
SGB-38840	6 to 250	MCM	3"	---	25
SGB-388CL	14	to 1/0	3"	---	25
SGB-38940	6 to 250	MCM	3 1/2"	---	25
SGB-389CL	6	to 3/0	3 1/2"	---	25
SGB-39040	6 to 250	MCM	4"	---	20
SGB-390CL	6	to 3/0	4"	---	20

Mighty-Rite® Split Grounding Bushings



Install your bushings on conduit or fittings before or after pulling wire and making connections. Mighty-Rite's innovative hinged design adjusts and aligns easier – even in tight spots. Our adjustable lay-in lugs accept and position conductors for simple access. Mighty-Rite's unique split design and ease-of-use allows shorter facility downtime when upgrading existing power and data systems.

150°C Captive Nylon Insulator. Patented.
US Patent 8,419,449; 7,182,611; 6,840,782.

 File No. E20412

Zinc Plated Steel / Tin Plated Aluminum Alloy Lug / Zinc Plated Steel Screws

Catalog Number	Grounding Lug Wire Capacity		Trade Size	Unit Qty.	Std. Pkg.
	Min. Solid Strand	Max. Solid Strand			
SGBS-381CL	14 to 4		1/2"	25	250
SGBS-382CL	14 to 4		3/4"	25	250
SGBS-383CL	14 to 4		1"	25	250
SGBS-38414	14 to 4		1 1/4"	20	200
SGBS-384CL	14 to 1/0		1 1/4"	20	200
SGBS-38514	14 to 4		1 1/2"	20	200
SGBS-385CL	14 to 1/0		1 1/2"	20	200
SGBS-38614	14 to 4		2"	10	100
SGBS-386CL	14 to 1/0		2"	10	100
SGBS-38740	6 to 250 MCM		2 1/2"	---	25
SGBS-387CL	14 to 1/0		2 1/2"	---	25
SGBS-38840	6 to 250 MCM		3"	---	25
SGBS-388CL	14 to 1/0		3"	---	25
SGBS-38940	6 to 250 MCM		3 1/2"	---	25
SGBS-389CL	6 to 3/0		3 1/2"	---	25
SGBS-39040	6 to 250 MCM		4"	---	20
SGBS-390CL	6 to 3/0		4"	---	20
SGBS-39050	350 to 500 MCM		4"	---	10
SGBS-39150	350 to 500 MCM		5"	---	10
SGBS-39250	350 to 500 MCM		6"	---	10

Mighty-Rite® Threadless Split Grounding Bushings



Install your bushings on threadless EMT or Rigid conduit before or after pulling wire and making connections. Mighty-Rite's innovative hinged design adjusts and aligns easier – even in tight spots. Our adjustable lay-in lugs accept and position conductors for simple access. Mighty-Rite's unique split design and ease-of-use allows shorter facility downtime when upgrading existing power and data systems.

All Zinc Die Cast Mighty-Rites are now available with Stainless steel hardware and UV stabilized insulators, for use in outdoor applications.

150°C Captive Nylon Insulator. Patented.
US Patent 8,419,449; 7,182,611; 6,840,782.

 File No. E20412


Zinc Plated Steel / Tin Plated Aluminum Alloy Lug / Zinc Plated Steel Screws

Catalog Number	Grounding Lug Wire Capacity		Trade Size	Unit Qty.	Std. Pkg.
	Min. Solid Strand	Max. Solid Strand			
SGBTL383CL	14 to 4		1"	15	150
SGBTL384CL	14 to 1/0		1 1/4"	10	100
SGBTL385CL	14 to 1/0		1 1/2"	10	100
SGBTL386CL	14 to 1/0		2"	10	100
SGBTL38740	6 to 250 MCM		2 1/2"	---	25
SGBTL38840	6 to 250 MCM		3"	---	25
SGBTL38940	6 to 250 MCM		3 1/2"	---	25
SGBTL39040	6 to 250 MCM		4"	---	20

Grounding Bushings



Used to terminate threadless rigid conduit or IMC to a cabinet. Tin Plated Aluminum alloy lug provided for bonding jumper to neutral busbar. Plastic liner prevents damage to wire insulation.

 File No. E20412

Malleable Iron / Tin Plated Aluminum Alloy Lug / Zinc Plated Steel Screws

Catalog Number	Grounding Lug Wire Capacity		Trade Size	Unit Qty.	Std. Pkg.
	Min. Solid Strand	Max. Solid Strand			
TL-381	14 to 4	4	1/2"	50	500
TL-382	14 to 4	4	3/4"	50	500
TL-383	14 to 4	4	1"	25	250
TL-384	8 to 1/0	1/0	1 1/4"	20	200
TL-38414	14 to 4	4	1 1/4"	20	200
TL-385	8 to 1/0	1/0	1 1/2"	20	200
TL-38514	14 to 4	4	1 1/2"	20	200
TL-386	8 to 1/0	1/0	2"	10	100
TL-38614	14 to 4	4	2"	10	100
TL-387	8 to 1/0	1/0	2 1/2"	---	25
TL-38740	6 to 250MCM	250MCM	2 1/2"	---	25
TL-388	8 to 1/0	1/0	3"	---	25
TL-38840	6 to 250MCM	250MCM	3"	---	25
TL-389	6 to 3/0	3/0	3 1/2"	---	25
TL-38940	6 to 250MCM	250MCM	3 1/2"	---	25
TL-390	6 to 3/0	3/0	4"	---	20
TL-39040	6 to 250MCM	250MCM	4"	---	20

Rigid and IMC Conduit Fittings


Straps


One Hole Pipe Straps



Malleable/Aluminum

To support rigid conduit and IMC to mounting surface.

 File No. E161206: 901 thru 913

 File No. LR39354: 900 thru 912



Malleable Iron

Catalog Number	Trade Size	Unit Qty.	Std. Pkg.
900	3/8"	100	1000
901	1/2"	100	1000
902	3/4"	---	100
903	1"	---	100
904	1 1/4"	---	50
905	1 1/2"	---	50
906	2"	---	25
907	2 1/2"	---	25
908	3"	---	10
909	3 1/2"	---	10
910	4"	---	10
912	5"	---	5
913	6"	---	5

Aluminum


Catalog Number	Trade Size	Unit Qty.	Std. Pkg.
901-AL	1/2"	100	1000
902-AL	3/4"	---	100
903-AL	1"	---	100
904-AL	1 1/4"	---	50
905-AL	1 1/2"	---	50
906-AL	2"	---	25

One Hole Pipe Straps



Steel

To support rigid conduit and IMC to mounting surface.

 File No. LR39354: 901-S through 903-S




Zinc Plated Steel


Catalog Number	Trade Size	Unit Qty.	Std. Pkg.
901-S	1/2"	50	500
902-S	3/4"	50	500
903-S	1"	50	200
904-S	1 1/4"	25	100
905-S	1 1/2"	25	100
906-S	2"	---	25
907-S	2 1/2"	---	25
908-S	3"	---	25
909-S	3 1/2"	---	10
910-S	4"	---	10

Two Hole Pipe Straps



Used to secure rigid conduit or IMC.

 File No. E161206: 1907 thru 1910

 File No. LR39354

Zinc Plated Steel

Catalog Number	Trade Size	Unit Qty.	Std. Pkg.
1901	1/2"	250	2500
1902	3/4"	150	1500
1903	1"	100	1000
1904	1 1/4"	50	500
1905	1 1/2"	50	500
1906	2"	25	250
1907	2 1/2"	25	100
1908	3"	20	80
1909	3 1/2"	15	60
1910	4"	10	40

Rigid Nail Straps



Used to secure rigid conduit and IMC to wood.

Zinc Plated Steel

Catalog Number	Trade Size	Unit Qty.	Std. Pkg.
901-NS	1/2"	100	1000
902-NS	3/4"	100	1000
903-NS	1"	100	1000

Rigid and IMC Conduit Fittings

Clampbacks

Clamp Backs



Provides space between conduit and mounting surface, for use with malleable or aluminum straps

UL[®] File No. E161206: 941 thru 950

Malleable Iron

Catalog Number	Trade Size	Unit Qty.	Std. Pkg.
941	1/2"	50	250
942	3/4"	50	250
943	1"	25	100
944	1 1/4"	20	100
945	1 1/2"	10	100
946	2"	5	50
947	2 1/2"	2	10
948	3"	2	10
949	3 1/2"	---	5
950	4"	---	5

Aluminum

Catalog Number	Trade Size	Unit Qty.	Std. Pkg.
941-AL	1/2"	50	250
942-AL	3/4"	50	250
943-AL	1"	25	100
944-AL	1 1/4"	20	100
945-AL	1 1/2"	10	100
946-AL	2"	5	50

Mighty-Hold[®] Universal Clamp Straps



One piece clamp back and strap secures both cable and conduit. Secures EMT, Rigid, IMC, Metallic Liquid Tight, Nonmetallic Liquid Tight, FMC, and Schedule 40 and Schedule 80 PVC conduit, as well as steel and aluminum AC/MC cable. Patented.
US Patent 9,243,723.

UL[®] File No. E161206: UCS and UCSS Series

ETL[®] UCSC Series

Zinc Plated Steel

Catalog Number	Trade Size	Unit Qty.	Std. Pkg.
UCS-5075	1/2" - 3/4"	50	250
UCS-75100	3/4" - 1"	50	250
UCS-100125	1" - 1 1/4"	25	100
UCS-125150	1 1/4" - 1 1/2"	--	25
UCS-150200	1 1/2" - 2"	--	25

Stainless Steel

Catalog Number	Trade Size	Unit Qty.	Std. Pkg.
UCSS-5075	1/2" - 3/4"	50	250
UCSS-75100	3/4" - 1"	50	250
UCSS100125	1" - 1 1/4"	25	100
UCSS125150	1 1/4" - 1 1/2"	--	25
UCSS150200	1 1/2" - 2"	--	25


Cor-Shield Polyolefin Coated Zinc Plated Steel


Catalog Number	Trade Size	Unit Qty.	Std. Pkg.
UCSC-5075	1/2"-3/4"	50	250
UCSC-75100	3/4"-1"	50	250
UCSC100125	1" - 1 1/4"	25	100
UCSC125150	1 1/4" - 1 1/2"	--	25
UCSC150200	1 1/2" - 2"	--	25

Reducing Washers



To be used in pairs to reduce the size of knockout holes.

 File No. E11259: 1061 thru 1088

 File No. LR39354: 1061 thru 1088

Galvanized Steel

Catalog Number	Trade Size	Unit Qty.	Std. Pkg.
1061	3/4" - 1/2"	250	1000
1062	1" - 1/2"	250	1000
1063	1" - 3/4"	250	1000
1064	1 1/4" - 1/2"	100	500
1065	1 1/4" - 3/4"	100	500
1066	1 1/4" - 1"	100	500
1067	1 1/2" - 1/2"	100	200
1068	1 1/2" - 3/4"	100	200
1069	1 1/2" - 1"	100	200
1070	1 1/2" - 1 1/4"	100	200
1071	2" - 1/2"	50	100
1072	2" - 3/4"	50	100
1073	2" - 1"	50	100
1074	2" - 1 1/4"	50	100
1075	2" - 1 1/2"	50	100
1076	2 1/2" - 1/2"	50	100
1077	2 1/2" - 3/4"	50	100
1078	2 1/2" - 1"	50	100
1079	2 1/2" - 1 1/4"	50	100
1080	2 1/2" - 1 1/2"	50	100
1081	2 1/2" - 2"	50	100
1082	3" - 1/2"	---	25
1083	3" - 3/4"	---	25
1084	3" - 1"	---	25
1085	3" - 1 1/4"	---	25
1086	3" - 1 1/2"	---	25
1087	3" - 2"	---	25
1088	3" - 2 1/2"	---	25
1089-1	3 1/2" - 1/2"	---	10
1089-2	3 1/2" - 3/4"	---	10
1089-3	3 1/2" - 1"	---	10
1089-4	3 1/2" - 1 1/4"	---	10
1089-5	3 1/2" - 1 1/2"	---	10
1089-6	3 1/2" - 2"	---	10
1089-7	3 1/2" - 2 1/2"	---	10
1089-8	3 1/2" - 3"	---	10
1090-1	4" - 1/2"	---	10
1090-2	4" - 3/4"	---	10
1090-3	4" - 1"	---	10
1090-4	4" - 1 1/4"	---	10
1090-5	4" - 1 1/2"	---	10
1090-6	4" - 2"	---	10
1090-7	4" - 2 1/2"	---	10
1090-8	4" - 3"	---	10
1090-9	4" - 3 1/2"	---	10

Rigid and IMC Conduit Fittings

Reducing Washers

Mighty-Seal® Raintight Reducing Sealing Washers



Used when a concentric knockout breaks out larger than expected. Maintains NEMA 2,3,3R & 4 rating on listed enclosures. Includes one coated and one uncoated washer. Coated washer installs on the exterior of the box. Sunlight resistant. Patented. US Patent 9,709,171.

©  File No. E11259


EPDM Rubber Coated Galvanized Steel


Catalog Number	Trade Size	Std. Qty.	Master Pkg.
1061-RT	3/4" - 1/2"	20	200
1062-RT	1" - 1/2"	20	200
1063-RT	1" - 3/4"	20	200
1064-RT	1 1/4" - 1/2"	20	200
1065-RT	1 1/4" - 3/4"	20	200
1066-RT	1 1/4" - 1"	20	200
1071-RT	2" - 1/2"	10	100
1072-RT	2" - 3/4"	10	100
1073-RT	2" - 1"	10	100
1074-RT	2" - 1 1/4"	10	100

Conduit Nipples



When used with locknut, conduit nipples serve as a short raceway between enclosures. All conduit nipples have NPSM threads.

 File No. E9391

 File No. LR39354

Malleable Iron

Catalog Number	Trade Size	Thread Length	Unit Qty.	Std. Pkg.
1102	1/2"	0.50"	100	1000
1103	3/4"	0.50"	50	500
1104	1"	0.53"	25	250
1105	1 1/4"	0.81"	10	100
1106	1 1/2"	0.81"	10	100
1107	2"	0.97"	5	25
1108	2 1/2"	1.03"	2	10
1109	3"	1.22"	2	10
1110	3 1/2"	1.25"	---	5
1111	4"	1.22"	---	5
1112	5"	1.25"	---	5
1113	6"	1.63"	---	5


Malleable Iron / Insulated Throat - 105°C

Catalog Number	Trade Size	Thread Length	Unit Qty.	Std. Pkg.
1102-I	1/2"	0.50"	100	1000
1103-I	3/4"	0.50"	50	500
1104-I	1"	0.53"	25	250
1105-I	1 1/4"	0.81"	10	100
1106-I	1 1/2"	0.81"	10	100
1107-I	2"	0.97"	5	25
1108-I	2 1/2"	1.03"	2	10
1109-I	3"	1.22"	2	10
1110-I	3 1/2"	1.25"	---	5
1111-I	4"	1.22"	---	5

Conduit Nipples



When used with a locknut, conduit nipples serve as a short raceway between enclosures. All conduit nipples have NPSM threads.

 File No. E9391

1" Length Zinc Die Cast Conduit Nipples

Catalog Number	Trade Size	Thread Length	Unit Qty.	Std. Pkg.
1791-DC	1/2"	0.81"	100	1000
1792-DC	3/4"	0.81"	50	500
1793-DC	1"	0.78"	25	250

Zinc Die Cast

Catalog Number	Trade Size	Thread Length	Unit Qty.	Std. Pkg.
1102-DC	1/2"	0.43"	100	1000
1103-DC	3/4"	0.50"	50	500
1104-DC	1"	0.54"	25	250
1105-DC	1 1/4"	0.84"	10	100
1106-DC	1 1/2"	0.91"	10	100
1107-DC	2"	0.94"	5	50
1108-DC	2 1/2"	1.06"	---	25
1109-DC	3"	1.09"	---	10
1110-DC	3 1/2"	1.11"	---	10
1111-DC	4"	1.11"	---	10

Zinc Die Cast / Insulated Throat - 105°C


Catalog Number	Trade Size	Thread Length	Unit Qty.	Std. Pkg.
1102-DCI	1/2"	0.43"	100	1000
1103-DCI	3/4"	0.50"	50	500
1104-DCI	1"	0.54"	25	250
1105-DCI	1 1/4"	0.84"	10	100
1106-DCI	1 1/2"	0.91"	10	100
1107-DCI	2"	0.94"	5	50
1108-DCI	2 1/2"	1.06"	---	25
1109-DCI	3"	1.09"	---	10
1110-DCI	3 1/2"	1.11"	---	10
1111-DCI	4"	1.11"	---	10

Offset Nipples



Used to offset the axis of raceway 3/4" between enclosure runs.

 File No. E9391

 File No. LR39354: 1520 thru 1525-DC

Zinc Die Cast

Catalog Number	Trade Size	Unit Qty.	Std. Pkg.
1520-DC	1/2"	20	200
1521-DC	3/4"	10	100
1522-DC	1"	5	50
1523-DC	1 1/4"	10	40
1524-DC	1 1/2"	10	40
1525-DC	2"	5	30

Cast Zinc

Catalog Number	Trade Size	Unit Qty.	Std. Pkg.
1526-DC	2 1/2"	2	10
1527-DC	3"	2	10

Mighty-Seal® Raintight Offset Nipples



Bridgeport's raintight offset nipples are used to offset the axis of a raceway 3/4" between enclosure runs. Rugged zinc die cast construction ensures mechanical protection and durability. Integrated sealing washers maintain wet location/raintight seal. Completely assembled with locknuts and polyethylene sealing washers. NPT threads. NEMA TYPE 2,3,3R & 4. Patented. US Patent D690,657.

 Listed

Zinc Die Cast

Catalog Number	Trade Size	Unit Qty.	Std. Pkg.
1520-RT	1/2"	20	200
1521-RT	3/4"	10	100
1522-RT	1"	5	50


Rigid and IMC Conduit Fittings


Three-Piece Couplings

Three-Piece Conduit Couplings



Used to join two lengths of threaded rigid and IMC conduit. Concrete-tight.

 File No. E9391: 1121 thru 1130

 File No. LR39354: 1121 thru 1132

Malleable Iron

Catalog Number	Trade Size	Unit Qty.	Std. Pkg.
1121	1/2"	25	100
1122	3/4"	10	100
1123	1"	5	50
1124	1 1/4"	---	25
1125	1 1/2"	---	20
1126	2"	---	10
1127	2 1/2"	---	5
1128	3"	---	5
1129	3 1/2"	---	4
1130	4"	---	5
1131	5"	---	2
1132	6"	---	1


Aluminum

Catalog Number	Trade Size	Unit Qty.	Std. Pkg.
1121-AL	1/2"	25	100
1122-AL	3/4"	10	100
1123-AL	1"	5	50
1124-AL	1 1/4"	5	25
1125-AL	1 1/2"	5	20
1126-AL	2"	2	10
1127-AL	2 1/2"	1	5
1128-AL	3"	1	5
1129-AL	3 1/2"	1	5
1130-AL	4"	1	5

Mighty-Align® Self-Aligning, Raintight, Three-Piece Conduit Couplings



Used to join two lengths of threaded rigid and IMC conduit. NPT thread. Buna-N O-ring. NEMA Type 2,3,3R & 4. Patented. US Patent 7,350,832.

 File No. E9391


Malleable Iron

Catalog Number	Trade Size	Unit Qty.	Std. Pkg.
1121-RT	1/2"	25	100
1122-RT	3/4"	10	100
1123-RT	1"	5	50
1124-RT	1 1/4"	---	25
1125-RT	1 1/2"	---	20
1126-RT	2"	---	10
1127-RT	2 1/2"	---	5
1128-RT	3"	---	5
1129-RT	3 1/2"	---	4
1130-RT	4"	---	5

Reducing Bushings



Used to reduce the size of internal female threads.

 File No. E9391: 1161-1175

 File No. LR39354: Steel

Zinc Plated Steel

Catalog Number	Trade Size	Unit Qty.	Std. Pkg.
1160	1/2" - 3/8"	100	500
1161	3/4" - 1/2"	100	500
1162	1" - 1/2"	50	250
1163	1" - 3/4"	50	250
1164	1 1/4" - 1/2"	20	100
1165	1 1/4" - 3/4"	20	100
1166	1 1/4" - 1"	25	100
1167	1 1/2" - 1/2"	10	50
1168	1 1/2" - 3/4"	10	50
1169	1 1/2" - 1"	10	50
1170	1 1/2" - 1 1/4"	10	50
1171	2" - 1/2"	10	50
1172	2" - 3/4"	10	50
1173	2" - 1"	10	50
1174	2" - 1 1/4"	10	50
1175	2" - 1 1/2"	10	50

Malleable Iron

Catalog Number	Trade Size	Unit Qty.	Std. Pkg.
1176	2 1/2" - 2"	---	5
1179	3" - 2 1/2"	---	5
1182	3 1/2" - 3"	---	5
1185	4" - 3 1/2"	---	5


Rigid and IMC Conduit Fittings

Concrete Slab Inserts

Concrete Slab Elbows



Concrete slab elbows for use in minimum 6" concrete poured or pre-fabricated slabs. NPSM threads.

 File No. E9391

Zinc Die Cast

Catalog Number	Trade Size	Unit Qty.	Std. Pkg.
CSE-050	1/2"	---	5
CSE-075	3/4"	---	5
CSE-100	1"	---	5

Concrete Slab Inserts



For use in poured or pre-fabricated concrete slabs. For threaded steel or aluminum rigid or IMC conduit. NPSM threads.

 Listed

Zinc Die Cast

Catalog Number	Trade Size	Unit Qty.	Std. Pkg.
CSS-050	1/2"	10	40
CSS-075	3/4"	5	20
CSS-100	1"	5	20

Mighty-Move® Steel Expansion Couplings for Rigid



Assembles like a regular Rigid/IMC set screw coupling. To install, simply slide coupling end stop onto fixed end of conduit and tighten set screw. Place movable conduit end completely into coupling and mark engagement, remove conduit and mark half the distance of engagement, reinstall conduit to half the distance. Bonding jumper purchased separately. US Patent 6,715,803.

 File No. E9391

Zinc Plated Steel

Catalog Number	Trade Size	Unit Qty.	Std. Pkg.
EC-075R	3/4"	15	60
EC-100R	1"	10	40
EC-125R	1-1/4"	8	40
EC-150R	1-1/2"	6	30
EC-200R	2"	---	4
EC-250*	2-1/2"	---	1
EC-300*	3"	---	1
EC-350*	3-1/2"	---	1
EC-400*	4"	---	1

*2 1/2" thru 4" suitable for use with EMT or Rigid/IMC conduit.

Split Rigid Couplings



Split couplings used to join two lengths of threaded rigid and IMC conduit.

 File No. E9391

Zinc Plated Malleable Iron

Catalog Number	Trade Size	Unit Qty.	Std. Pkg.
SRC-050	1/2"	25	100
SRC-075	3/4"	10	100
SRC-100	1"	5	50
SRC-125	1 1/4"	---	25
SRC-150	1 1/2"	---	20
SRC-200	2"	---	10
SRC-250	2 1/2"	---	5
SRC-300	3"	---	5
SRC-350	3 1/2"	---	4
SRC-400	4"	---	5
SRC-500	5"	---	2
SRC-600	6"	---	1

EMT Fittings

Set Screw Connectors

Set Screw Connectors




1/2" thru 2"



2 1/2" thru 4"

Set screw type fitting used to join EMT to box or enclosure. Concrete-tight. 1/2" thru 2" furnished with Tri-Drive slot/Phillips/Robertson head screws.

 File No. E24001

Zinc Plated Steel

Catalog Number	Trade Size	Unit Qty.	Std. Pkg.
230	1/2"	50	500
231	3/4"	25	250
232	1"	25	250
233	1 1/4"	20	120
234	1 1/2"	10	60
235	2"	5	30
236	2 1/2"	2	10
237	3"	2	10
238	3 1/2"	---	6
239	4"	---	6

Zinc Plated Steel / Insulated Throat - 105°C

Catalog Number	Trade Size	Unit Qty.	Std. Pkg.
230-I	1/2"	50	500
231-I	3/4"	25	250
232-I	1"	25	250
233-I	1 1/4"	20	120
234-I	1 1/2"	10	60
235-I	2"	5	30
236-I	2 1/2"	2	10
237-I	3"	2	10
238-I	3 1/2"	---	6
239-I	4"	---	6

Set Screw Connectors



1/2" thru 1"





1 1/4" thru 2"



2 1/2" thru 4"

Set screw connector used to join EMT to box or enclosure. 2" thru 4" die cast UL Listed for both steel and aluminum EMT. Concrete-tight. 1/2" thru 2" furnished with Tri-Drive slot/Phillips/Robertson head screws. Also listed for use with Aluminum EMT.

 File No. E24001

 File No. LR39354

Zinc Die Cast

Catalog Number	Trade Size	Unit Qty.	Std. Pkg.
230-DC2	1/2"	50	500
231-DC2	3/4"	25	250
232-DC2	1"	25	250
233-DC2	1 1/4"	10	100
234-DC2	1 1/2"	10	100
235-DC2	2"	10	60
236-DC2	2 1/2"	---	12
237-DC2	3"	---	12
238-DC2	3 1/2"	---	6
239-DC2	4"	---	6

Zinc Die Cast / Insulated Throat - 105°C

Catalog Number	Trade Size	Unit Qty.	Std. Pkg.
230-DCI2	1/2"	50	500
231-DCI2	3/4"	25	250
232-DCI2	1"	25	250
233-DCI2	1 1/4"	10	100
234-DCI2	1 1/2"	10	100
235-DCI2	2"	10	60
236-DCI2	2 1/2"	---	12
237-DCI2	3"	---	12
238-DCI2	3 1/2"	---	6
239-DCI2	4"	---	6

Set Screw Couplings



1/2" thru 2"



2 1/2" thru 4"

Set screw type coupling used to join two lengths of EMT. Concrete-tight. 1/2" thru 2" furnished with Tri-Drive slot/Phillips/Robertson head screws.

 File No. E24001

Zinc Plated Steel

Catalog Number	Trade Size	Unit Qty.	Std. Pkg.
240	1/2"	50	600
241	3/4"	25	250
242	1"	20	200
243	1 1/4"	15	90
244	1 1/2"	10	60
245	2"	5	30
246	2 1/2"	2	10
247	3"	2	12
248	3 1/2"	---	6
249	4"	---	6

Set Screw Couplings



Zinc
1/2" thru 1"





Zinc
1 1/4" thru 2"



Zinc
2 1/2" thru 4"

Set screw type coupling used to join two lengths of EMT. Concrete-tight. 1/2" thru 2" furnished with Tri-Drive slot/Phillips/Robertson head screws. Also listed for use with Aluminum EMT.

 File No. E24001

 File No. LR39354

Zinc Die Cast

Catalog Number	Trade Size	Unit Qty.	Std. Pkg.
240-DC	1/2"	50	500
241-DC	3/4"	25	250
242-DC	1"	25	250
243-DC	1 1/4"	10	100
244-DC	1 1/2"	10	100
245-DC	2"	10	60
246-DC	2 1/2"	---	12
247-DC	3"	---	12
248-DC	3 1/2"	---	6
249-DC	4"	---	6

EMT Fittings

US Steel Set Screw Connectors

Made in the USA Set Screw Connectors




1/2" thru 2"



2 1/2" thru 4"

Set screw type fitting used to join EMT to box or enclosure. Concrete-tight.

 File No. E24001

Zinc Plated Steel

Catalog Number	Trade Size	Unit Qty.	Std. Pkg.
230-US	1/2"	50	500
231-US	3/4"	25	250
232-US	1"	25	250
233-US	1 1/4"	20	120
234-US	1 1/2"	10	60
235-US	2"	5	30
236-US	2 1/2"	2	10
237-US	3"	2	10
238-US	3 1/2"	---	6
239-US	4"	---	6

Zinc Plated Steel / Insulated Throat - 105°C

Catalog Number	Trade Size	Unit Qty.	Std. Pkg.
230-USI	1/2"	50	500
231-USI	3/4"	25	250
232-USI	1"	25	250
233-USI	1 1/4"	20	120
234-USI	1 1/2"	10	60
235-USI	2"	5	30
236-USI	2 1/2"	2	10
237-USI	3"	2	10
238-USI	3 1/2"	---	6
239-USI	4"	---	6

Made in the USA Steel Set Screw Couplings




1/2" thru 2"



2 1/2" thru 4"

Set screw type fitting used to join two lengths of EMT. Concrete-tight.

 File No. E24001

Zinc Plated Steel

Catalog Number	Trade Size	Unit Qty.	Std. Pkg.
240-US	1/2"	50	500
241-US	3/4"	25	250
242-US	1"	50	200
243-US	1 1/4"	15	90
244-US	1 1/2"	10	60
245-US	2"	5	30
246-US	2 1/2"	2	10
247-US	3"	2	10
248-US	3 1/2"	---	6
249-US	4"	---	6

Mighty-Align® DC2SLP Series Slip EMT Connectors



No more wasting time with short conduit cuts. Simply measure between the fittings end stops for proper EMT conduit installation. Patented. US Patent D782,621; D754,303.

File No. E24001

Zinc Die Cast

Catalog Number	Trade Size	Unit Qty.	Std. Pkg.
232-DC2SLP	1"	25	250
233-DC2SLP	1 1/4"	10	100
234-DC2SLP	1 1/2"	10	100
235-DC2SLP	2"	10	60
237-DC2SLP	3"	1	6
239-DC2SLP	4"	1	6

Mighty-Align® SLP Series Steel Slip EMT Connectors



Used to connect EMT to an enclosure in tight or limited access applications. Simply slide fitting onto conduit to the end stop, position EMT, and then slide the connector into the K.O. Align the end of the EMT with the sight window for proper pipe engagement, and tighten set screw. Patented. US Patent 9,705,295.

* - Also listed for Rigid Conduit

File No. E24001

Zinc Plated Steel

Catalog Number	Trade Size	Unit Qty.	Std. Pkg.
231-SLP	3/4"	10	100
232-SLP	1"	10	100
235-SLP	2"	---	4
237-SLP*	3"	---	1
239-SLP*	4"	---	1


EMT Fittings

Slip Fittings

Mighty-Align® EMT Slip Couplings



Used to join two lengths of EMT in tight or limited access applications. Back out center screw, slide coupling over one end of conduit then slide other conduit into place. Fully install center screw between conduits and tighten set screws. Patented. US Patent D702,542.

 File No. E9391

Zinc Die Cast

Catalog Number	Trade Size	Unit Qty.	Std. Pkg.
241-DCSLP	3/4"	25	250
242-DCSLP	1"	25	250
243-DCSLP	1 1/4"	10	100
244-DCSLP	1 1/2"	10	100
245-DCSLP	2"	10	60
246-DCSLP*	2 1/2"	---	12
247-DCSLP*	3"	---	12
248-DCSLP*	3 1/2"	---	6
249-DCSLP*	4"	---	6

* - 2.5" through 4" Listed for EMT/IMC/Rigid

Mighty-Align® Steel EMT Slip Couplings



Used to join two lengths of EMT in tight or limited access applications. Back out center screw, slide coupling over one end of conduit then slide other conduit into place. Fully install center screw between conduits and tighten set screws. Patented. US Patent D702,542.



Zinc Plated Steel

Catalog Number	Trade Size	Unit Qty.	Std. Pkg.
241-SLP	3/4"	25	250
242-SLP	1"	20	200
243-SLP	1 1/4"	15	90
244-SLP	1 1/2"	10	60
245-SLP	2"	5	30
246-SLP*	2 1/2"	2	10
247-SLP*	3"	2	10
248-SLP*	3 1/2"	---	6
249-SLP*	4"	---	6

* - 2.5" through 4" Listed for EMT/IMC/Rigid

Mighty-Bite® PUSH-EMT® Connectors



250-MB

251-MB

Connecting EMT has never been this fast and easy. Simply push the connector onto the conduit. Removable and reusable. Approximately 75% quicker to install than conventional fittings. Concrete-tight. Patented. US Patent 8,487,197; 8,274,000; 6,765,143.

cUL_{us} File No. E24001

Zinc Die Cast

Catalog Number	Trade Size	Unit Qty.	Std. Pkg.
250-MB	1/2"	25	250
251-MB	3/4"	25	250

Zinc Die Cast / Insulated Throat - 105°C

Catalog Number	Trade Size	Unit Qty.	Std. Pkg.
250-MBI	1/2"	25	250
251-MBI	3/4"	25	250

Mighty-Bite® PUSH-EMT® Couplings



Connecting EMT has never been this fast and easy. Simply push the coupling onto the conduit. Removable and reusable. Approximately 75% quicker to install than conventional fittings. Concrete-tight. Patented. US Patent 8,487,197; 8,274,000; 6,765,143.

cUL_{us} File No. E24001

Zinc Die Cast

Catalog Number	Trade Size	Unit Qty.	Std. Pkg.
260-MB	1/2"	25	250
261-MB	3/4"	25	250

Mighty-Seal® Raintight PUSH-EMT® Connectors



Connecting EMT has never been this fast and easy. Simply push the connector onto the conduit for a raintight/wet location seal. Removable and reusable. Approximately 75% quicker to install than conventional fittings. NEMA TYPE 2,3,3R & 4. NPSM Threads. Neoprene Gasket. Also listed for use with Aluminum EMT. Patented. US Patent 8,474,877; 7,841,630.

File No. E24001



Zinc Die Cast

Catalog Number	Trade Size	Unit Qty.	Std. Pkg.
250-MSRT	1/2"	25	250
251-MSRT	3/4"	25	250

Zinc Die Cast / Insulated Throat - 105°C

Catalog Number	Trade Size	Unit Qty.	Std. Pkg.
250-MSRTI	1/2"	25	250
251-MSRTI	3/4"	25	250

Mighty-Seal® PUSH-EMT® Couplings



Connecting EMT has never been this fast and easy. Simply push the coupling onto the conduit for a raintight/wet location seal. Removable and reusable. Approximately 75% quicker to install than conventional fittings. Also listed for use with Aluminum EMT. Patented. US Patent 8,474,877; 7,841,630.

File No. E24001



Zinc Die Cast

Catalog Number	Trade Size	Unit Qty.	Std. Pkg.
260-MSRT	1/2"	25	250
261-MSRT	3/4"	25	250

Mighty-Bite® Push-EMT® Grounding Bushings



Used to ground EMT mechanically protecting Voice/Data cables. Push-EMT grounding connectors provide a convenient integral grounding lug with a captive nylon 105°C insulator. Meets NEC, ANSI and TIA/EIA-568 standards for cabling in commercial buildings. Prefab for more productivity in the field. Patented. US Patent D749,047; D733,064; 9,257,795.

Listed


Zinc Die Cast

Catalog Number	Grounding Lug Wire Capacity		Trade Size	Unit Qty.	Std. Pkg.
	Min. Solid	Max. Strand			
381-MB	14	to 4	1/2"	25	250
382-MB	14	to 4	3/4"	25	250
383-MB	14	to 4	1"	25	250

Compression Connectors



Compression type connector used to join EMT to box or enclosure. Concrete-tight.

 File No. E24001

Zinc Plated Steel

Catalog Number	Trade Size	Unit Qty.	Std. Pkg.
250	1/2"	25	250
251	3/4"	25	250
252	1"	10	100
253	1 1/4"	---	25
254	1 1/2"	---	25
255	2"	---	10
256	2 1/2"	2	10
257	3"	2	10
258	3 1/2"	---	6
259	4"	---	6


Zinc Plated Steel / Insulated Throat - 105°C


Catalog Number	Trade Size	Unit Qty.	Std. Pkg.
250-I	1/2"	25	250
251-I	3/4"	25	250
252-I	1"	10	100
253-I	1 1/4"	---	25
254-I	1 1/2"	---	25
255-I	2"	---	10
256-I	2 1/2"	2	10
257-I	3"	2	10
258-I	3 1/2"	---	6
259-I	4"	---	6

Compression Connectors



Compression type connector used to join EMT to box or enclosure. 2 1/2" and larger suitable for aluminum or steel EMT and rigid. UL Listed concrete-tight. CSA Listed concrete-tight/raintight use in Canada. Also listed for use with Aluminum EMT.

 File No. E24001

 File No. LR39354

Zinc Die Cast

Catalog Number	Trade Size	Unit Qty.	Std. Pkg.
250-DC2	1/2"	50	500
251-DC2	3/4"	25	250
252-DC2	1"	15	150
253-DC2	1 1/4"	10	100
254-DC2	1 1/2"	10	40
255-DC2	2"	---	10
256-DC2	2 1/2"	---	12
257-DC2	3"	---	12
258-DC2	3 1/2"	---	6
259-DC2	4"	---	6

Zinc Die Cast / Insulated Throat - 105°C

Catalog Number	Trade Size	Unit Qty.	Std. Pkg.
250-DCI2	1/2"	50	500
251-DCI2	3/4"	25	250
252-DCI2	1"	15	150
253-DCI2	1 1/4"	10	100
254-DCI2	1 1/2"	10	40
255-DCI2	2"	---	10
256-DCI2	2 1/2"	---	12
257-DCI2	3"	---	12
258-DCI2	3 1/2"	---	6
259-DCI2	4"	---	6


EMT Fittings

Compression Couplings

Compression Couplings



Compression type couplings used to join two lengths of EMT. Concrete-tight.

 File No. E24001

Zinc Plated Steel

Catalog Number	Trade Size	Unit Qty.	Std. Pkg.
260	1/2"	25	250
261	3/4"	20	200
262	1"	10	100
263	1 1/4"	---	25
264	1 1/2"	---	25
265	2"	---	10
266	2 1/2"	2	10
267	3"	2	10
268	3 1/2"	---	6
269	4"	---	6

Mighty-Align® SLP Series Steel Slip EMT Couplings



Compression type coupling used to join two lengths of EMT in tight or limited access applications.

To Install, remove Center Spring Clip from coupling body. Slide coupling into place, fully past the end of the conduit. Align both ends of conduits and slip coupling over the joint. Verify that both conduit ends are visible through inspection window. Replace the Center Spring Clip into the coupling body. Make sure clip is in between the conduit ends before tightening. Rotate coupling to desired angle and tighten Compression Nut to proper tightening torque.

Patented. US Patent 10,056,746.

* - Also listed for Rigid Conduit

 File No. E24001

Zinc Plated Steel

Catalog Number	Trade Size	Unit Qty.	Std. Pkg.
261-SLP	3/4"	20	200
262-SLP	1"	10	100
263-SLP	1 1/4"	---	25
264-SLP	1 1/2"	---	25
265-SLP	2"	---	10
266-SLP*	2 1/2"	2	10
267-SLP*	3"	2	10
268-SLP*	3 1/2"	---	6
269-SLP*	4"	---	6

Compression Couplings



Compression type coupling used to join two lengths of EMT. 2 1/2" and larger zinc die cast are suitable for aluminum or steel EMT and rigid. UL Listed concrete-tight. CSA Listed concrete-tight/raintight use in Canada. Also listed for use with Aluminum EMT.

 File No. E24001  File No. LR39354


Zinc Die Cast

Catalog Number	Trade Size	Unit Qty.	Std. Pkg.
260-DC	1/2"	50	500
261-DC	3/4"	25	250
262-DC	1"	15	150
263-DC	1 1/4"	10	100
264-DC	1 1/2"	10	40
265-DC	2"	---	10
266-DC	2 1/2"	---	12
267-DC	3"	---	12
268-DC	3 1/2"	---	6
269-DC	4"	---	6

Made in the USA Compression Connectors



Compression type connectors used to join EMT to box or enclosure. Concrete-tight.

 File No. E24001

Zinc Plated Steel

Catalog Number	Trade Size	Unit Qty.	Std. Pkg.
250-US	1/2"	25	250
251-US	3/4"	25	250
252-US	1"	10	100
253-US	1 1/4"	---	25
254-US	1 1/2"	---	25
255-US	2"	---	10
256-US	2 1/2"	2	10
257-US	3"	2	10
258-US	3 1/2"	---	6
259-US	4"	---	6


Zinc Plated Steel / Insulated Throat - 105°C

Catalog Number	Trade Size	Unit Qty.	Std. Pkg.
250-USI	1/2"	25	250
251-USI	3/4"	25	250
252-USI	1"	10	100
253-USI	1 1/4"	---	25
254-USI	1 1/2"	---	25
255-USI	2"	---	10
256-USI	2 1/2"	2	10
257-USI	3"	2	10
258-USI	3 1/2"	---	6
259-USI	4"	---	6

Made in the USA Compression Couplings



Compression type couplings used to join two lengths of EMT. Concrete-tight.

 File No. E24001

Zinc Plated Steel

Catalog Number	Trade Size	Unit Qty.	Std. Pkg.
260-US	1/2"	25	250
261-US	3/4"	20	200
262-US	1"	10	100
263-US	1 1/4"	---	25
264-US	1 1/2"	---	25
265-US	2"	---	10
266-US	2 1/2"	2	10
267-US	3"	2	10
268-US	3 1/2"	---	6
269-US	4"	---	6

EMT Fittings

Steel Raintight Compression Connectors

Raintight Compression Connectors



Compression type connector with internal sealing ring and knockout gasket to create a raintight seal when connecting EMT to box or enclosure. NEMA TYPE 2,3,3R & 4. NPSM Threads. BUNA-N Gasket. Patented 7,976,070; 7,604,261; 7,390,027.

© US File No. E24001



Zinc Plated Steel

Catalog Number	Trade Size	Unit Qty.	Std. Pkg.
250-SRT	1/2"	25	250
251-SRT	3/4"	25	250
252-SRT	1"	10	100
253-SRT	1 1/4"	---	25
254-SRT	1 1/2"	---	25
255-SRT	2"	---	10
256-SRT	2 1/2"	2	10
257-SRT	3"	2	10
258-SRT	3 1/2"	---	6
259-SRT	4"	---	6

Zinc Plated Steel / Insulated Throat - 105°C

Catalog Number	Trade Size	Unit Qty.	Std. Pkg.
250-SRTI	1/2"	25	250
251-SRTI	3/4"	25	250
252-SRTI	1"	10	100
253-SRTI	1 1/4"	---	25
254-SRTI	1 1/2"	---	25
255-SRTI	2"	---	10
256-SRTI	2 1/2"	2	10
257-SRTI	3"	2	10
258-SRTI	3 1/2"	---	6
259-SRTI	4"	---	6

Raintight Compression Couplings



Compression style coupling used to join two lengths of EMT. Internal sealing rings create a raintight seal. Concrete-tight/Raintight. Patented. US Patent 7,976,070; 7,604,261; 7,390,027.

© US File No. E24001




Zinc Plated Steel

Catalog Number	Trade Size	Unit Qty.	Std. Pkg.
260-SRT	1/2"	25	250
261-SRT	3/4"	20	200
262-SRT	1"	10	100
263-SRT	1 1/4"	---	25
264-SRT	1 1/2"	---	25
265-SRT	2"	---	10
266-SRT	2 1/2"	2	10
267-SRT	3"	2	10
268-SRT	3 1/2"	---	6
269-SRT	4"	---	6

Made in the USA Raintight Compression Connectors



Compression style connector with internal sealing ring and knockout gasket to create a raintight seal when connecting EMT to box or enclosure. NEMA TYPE 2,3,3R & 4. NPT Threads. 1/2" and 3/4" have a polyethylene gasket. Other sizes have rubber gaskets with steel retaining rings. 1/2" through 1 1/2" also listed for use with Aluminum EMT. Patented. US Patent 9,787,070; 9,343,883; 7,976,070; 7,604,261; 7,390,027.

 File No. E24001



Zinc Die Cast

Catalog Number	Trade Size	Unit Qty.	Std. Pkg.
250-RT2US	1/2"	50	500
251-RT2US	3/4"	25	250
252-RT2	1"	15	150
253-RT2	1 1/4"	10	100
254-RT2	1 1/2"	10	40
255-RT2	2"	---	10

Zinc Die Cast / Insulated Throat - 90°C


Catalog Number	Trade Size	Unit Qty.	Std. Pkg.
250-RTI2US	1/2"	50	500
251-RTI2US	3/4"	25	250
252-RTI2	1"	15	150
253-RTI2	1 1/4"	10	100
254-RTI2	1 1/2"	10	40
255-RTI2	2"	---	10
256-RTI2	2 1/2"	---	12
257-RTI2	3"	---	12
258-RTI2*	3 1/2"	---	6
259-RTI2*	4"	---	6

*Consult factory for availability.

Raintight Compression Connectors



Compression style connector with internal sealing ring and knockout gasket to create a raintight seal when connecting EMT to box or enclosure. NEMA TYPE 2,3,3R & 4. NPT Threads. 1/2" and 3/4" have a polyethylene gasket. Also listed for use with Aluminum EMT. Patented. US Patent 7,976,070; 7,604,261; 7,390,027.

 File No. E24001



Zinc Die Cast

Catalog Number	Trade Size	Unit Qty.	Std. Pkg.
250-RT2	1/2"	50	500
251-RT2	3/4"	25	250

Zinc Die Cast / Insulated Throat - 90°C

Catalog Number	Trade Size	Unit Qty.	Std. Pkg.
250-RTI2	1/2"	50	500
251-RTI2	3/4"	25	250

EMT Fittings

Zinc Raintight Compression Couplings

Made in the USA Raintight Compression Couplings



Zinc Die Cast

Catalog Number	Trade Size	Unit Qty.	Std. Pkg.
260-RTUS	1/2"	50	500
261-RTUS	3/4"	25	250
262-RT	1"	15	150
263-RT	1 1/4"	10	100
264-RT	1 1/2"	10	40
265-RT	2"	---	10
266-RT	2 1/2"	---	12
267-RT	3"	---	12
268-RT*	3 1/2"	---	6
269-RT*	4"	---	6

*Consult factory for availability.

Compression style coupling used to join two lengths of EMT. Internal sealing rings create a raintight seal. 1/2" through 1 1/2" also listed for use with Aluminum EMT. Patented. US Patent 9,787,070; 9,343,883; 7,976,070; 7,604,261; 7,390,027.

File No. E24001

Raintight Compression Couplings



Zinc Die Cast

Catalog Number	Trade Size	Unit Qty.	Std. Pkg.
260-RT	1/2"	50	500
261-RT	3/4"	25	250

Compression style coupling used to join two lengths of EMT. Internal sealing rings create a raintight seal. Also listed for use with Aluminum EMT. Patented. US Patent 7,976,070; 7,604,261; 7,390,027.

File No. E24001

Pull Elbows

Used to connect EMT to box or enclosure. Removable aluminum cover to facilitate wire pulling.


 File No. E9391

Zinc Die Cast

Catalog Number	Trade Size	Unit Qty.	Std. Pkg.
51-DC2	1/2"	10	100
52-DC2	3/4"	5	50

Pull Elbows

Used to connect two lengths of EMT to form a 90° bend. Removable aluminum cover to facilitate wire pulling.

 File No. E9391

Zinc Die Cast

Catalog Number	Trade Size	Unit Qty.	Std. Pkg.
61-DC	1/2"	10	100
62-DC	3/4"	5	50
63-DC	1"	5	25
64-DC	1 1/4"	5	20

Pull Elbows

Used for connecting threaded rigid or EMT to box or enclosure. Removable aluminum cover and neoprene gasket facilitate wire pulling.

 File No. E9391

Aluminum

Catalog Number	Trade Size	Unit Qty.	Std. Pkg.
71-DCA	1/2"	10	100
72-DCA	3/4"	5	50

Pull Elbows

Used for connecting threaded rigid to rigid or EMT to EMT to form 90° bend. Removable aluminum cover and neoprene gasket facilitate wire pulling.

 File No. E9391

Aluminum

Catalog Number	Trade Size	Unit Qty.	Std. Pkg.
81-DCA	1/2"	10	100
82-DCA	3/4"	5	50
83-DCA	1"	5	25
84-DCA	1 1/4"	5	20


EMT Fittings

Corner Elbows

Corner Elbows



Used to connect two lengths of EMT to form a 90° bend.

 File No. E9391

Zinc Die Cast

Catalog Number	Trade Size	Unit Qty.	Std. Pkg.
CE-50	1/2"	10	100
CE-75	3/4"	5	50

Inside Corner Elbows




Bridgeport's Patented ICE Series Inside Corner Elbow is used to connect two lengths of 1/2" EMT to form a 90° change of direction. The Inside corner cover allows for installation in locations where the side or back of the elbow is inaccessible. The cover easily removes using a screwdriver to pop it off, and then it presses back into place by hand. Cover should only be removed to guide conductors through the 90 degree bend, and then it should be replaced. Cover must be in place when pulling conductors through the connector, as the cover provides a smooth pulling surface for the conductors to glide against. Patented. US Patent 9,341,292; D737,783.



Zinc Die Cast, Zinc Plated Steel Cover

Catalog Number	Trade Size	Unit Qty.	Std. Pkg.
ICE-50	1/2"	6	30
ICE-75	3/4"	4	20
ICE-100	1"	2	10

Transition Couplings



Set screw type coupling used to join EMT to AC/MC and flexible metal conduit. The patented 280-DCX and 280-DC have steel straps.

The 280SP, 280SPMB and 281SPMB are patented Mighty-Merge® Designs. The 280SP has a set screw end for EMT and a Snap-In end for AC/MC cables and flexible metal conduit. The 280SPMB and 281SPMB have Push-In ends for EMT and a Snap-In ends for AC/MC cables and flexible metal conduit.

Refer to the cable connector compatibility chart in the technical guide section for MCI-A and other cables.

280SPMB and 281SPMB are Patented. US Patent 8,487,197; 8,274,000; 6,765,143. 287-XS through 290-XS are Patented. US Patent 8,690,194; D691,963; D689,026.

UL Listed: 287-XS, 288-XS, 289-XS, 290-XS

UL File No. E9391: 280-DC, 280-DCX, 280SP, 280SPMB, 281SPMB, 281-DC, 282-DC, 283-DC, 284-DC, 285-DC, 286-DC

Zinc Die Cast

Catalog Number	EMT		Flex		Nonmetallic		AC/MC		Unit Qty.	Std. Pkg.
	Trade Size	Trade Size	Trade Size	Trade Size	Cable Range Min.	Cable Range Max.	Cable Range Min.	Cable Range Max.		
280-DC	1/2"	---	14/2	10/3	---	---	---	---	25	100
280-DCX	1/2"	3/8"	(2) 14/2	10/3 or (2) 12/2	14/2 (.43")	10/3 (.61")	10/3 (.61")	---	25	100
280SP	1/2"	3/8"	---	---	14/2 (.43")	10/3 (.61")	---	---	25	100
280SPMB	1/2"	3/8"	---	---	14/2 (.43")	10/3 (.61")	---	---	25	100
281SPMB	3/4"	---	---	---	10/4 (.61")	8/3 (.72")	---	---	25	100

Zinc Die Cast

Catalog Number	EMT Trade Size	Flex Trade Size	Unit Qty.	Std. Pkg.
281-DC	1/2"	1/2"	25	250
282-DC	3/4"	3/4"	25	100
282-DCX	3/4"	1/2"	25	100
283-DC	1"	1"	10	100
284-DC	1 1/4"	1 1/4"	4	40
285-DC	1 1/2"	1 1/2"	2	20
286-DC	2"	2"	2	20

Zinc Plated Steel

Catalog Number	EMT/Rigid Trade Size	Flex Trade Size	Unit Qty.	Std. Pkg.
287-XS	2 1/2"	2 1/2"	1	4
288-XS	3"	3"	1	4
289-XS	3 1/2"	3 1/2"	---	2
290-XS	4"	4"	---	1

Transition Couplings



Set screw type fitting used to join EMT to rigid or IMC. Concrete-tight. Furnished with Tri-Drive slot/Phillips/Robertson head screws. Patented. US Patent D600,651.

UL Listed: 290-DC thru 292-DC

UL File No. E9391: 290-S thru 292-S

Zinc Die Cast

Catalog Number	EMT Trade Size	Rigid Trade Size	Unit Qty.	Std. Pkg.
290-DC	1/2"	1/2"	50	200
291-DC	3/4"	3/4"	25	100
292-DC	1"	1"	25	100

Zinc Plated Steel

Catalog Number	EMT Trade Size	Rigid Trade Size	Unit Qty.	Std. Pkg.
290-S	1/2"	1/2"	25	100
291-S	3/4"	3/4"	25	100
292-S	1"	1"	10	50

Compression Transition Couplings



Compression type fitting used to join EMT to rigid or IMC. Concrete-tight.

 Listed


Zinc Die Cast

Catalog Number	EMT Trade Size	Rigid Trade Size	Unit Qty.	Std. Pkg.
291-CDC	3/4"	3/4"	15	150
292-CDC	1"	1"	10	100
295-CDC	2"	2"	2	10

Transition Couplings



Coupling used to join EMT to rigid or IMC. Coupling internally threaded for rigid / IMC. Compression type for EMT. Concrete-tight.

 File No. E9391: 292-MS

Zinc Plated Steel

Catalog Number	EMT Trade Size	Rigid Trade Size	Unit Qty.	Std. Pkg.
290-MS	1/2"	1/2"	25	100
291-MS	3/4"	3/4"	25	100
292-MS	1"	1"	10	50

Mighty-Merge® Raintight Transition Couplings



Couplings used to transition EMT to rigid for a secure raintight/wet location seal. Female NPT Threads. Patented. US Patent 7,390,027.

 Listed

Zinc Die Cast

Catalog Number	EMT Trade Size	Rigid Trade Size	Unit Qty.	Std. Pkg.
290-RT	1/2"	1/2"	25	100
291-RT	3/4"	3/4"	25	100
292-RT	1"	1"	10	50
293-RT	1 1/4"	1 1/4"	5	25
294-RT	1 1/2"	1 1/2"	2	20
295-RT	2"	2"	2	20
299-RT	4"	4"	1	5

Mighty-Seal® Raintight Connectors for NPT Threaded Hubs



Connectors used to join EMT to suitable NPT conduit bodies, enclosures, and hubs. Male NPT threads provide a secure raintight/wet location seal. Patented. US Patent 7,390,027.

Listed

Zinc Die Cast

Catalog Number	EMT Trade Size	Unit Qty.	Std. Pkg.
250-RTNPT	1/2"	25	100
251-RTNPT	3/4"	25	100
252-RTNPT	1"	10	50

Transition Couplings



Coupling used to join EMT to flexible metal conduit. Screw-in end for flex. Compression end for EMT.

File No. E9391

581-DC UL also listed for use with XRWFMC.

Zinc Die Cast

Catalog Number	Trade Size	Unit Qty.	Std. Pkg.
581-DC	1/2"	50	500
582-DC	3/4"	25	250
583-DC	1"	10	100

Mighty-Merge® Transition Couplings



4057-DC

4058-DC

Couplings used to join EMT to flexible metal conduit and AC/MC cable. Refer to the cable connector compatibility charts in the technical guide section for MCI-A and other cables. Patented. US Patent D668,618.

Listed

Zinc Die Cast

Catalog Number	EMT Trade Size	Flex Trade Size	AC/MC Cable Range		Unit Qty.	Std. Pkg.
			Min.	Max.		
4057-DC	3/4"	3/8"	14/2 (.43")	10/3 (.61")	25	100
4058-DC	3/4"	1/2"	10/4 (.63")	6/4 (.89")	25	100

Mighty-Merge® Transition Couplings



Coupling used to join duplex AC/MC cable or flexible metal conduit to EMT. Set screw type transitional fitting ideal for commercial and institutional facilities. A labor savings, compared to the traditional junction box installation. Simply remove the armor and expose the length of conductors to reach the device box or enclosure. Insert FMC or AC/MC until visible in inspection holes. Refer to the cable connector compatibility charts in the technical guide section for MCI-A and other cables. Patented.

4156-DC through 4457-DC: US Patent D581,877; D699,195; D755,728; D750,570; 9,252,577; 7,402,752. 4357-NM: US Patent D795,814; D792,855; D775,590; 9,608,417.

UL File No. E20534: 4157-DC, 5157-DC

ETL Listed: 4156-DC. 4357-DC. 4457-DC. 4357-NM

Zinc Die Cast

Catalog Number	EMT Trade Size	Flex Trade Size	AC/MC Cable Range		Unit Qty.	Std. Pkg.
			Min.	Max.		
4156-DC	1/2"	3/8"	14/2 (.43")	12/2 (.52")	10	40
4157-DC	3/4"	3/8"	14/2 (.43")	10/3 (.61")	25	100
4357-DC	1"	3/8"	14/2 (.43")	10/3 (.61")	5	20
4457-DC	1"	3/8"	14/2 (.43")	10/3 (.61")	5	20
5157-DC	3/4"	3/8"	14/2 (.43")	10/3 (.61")	25	100

Zinc Die Cast

Catalog Number	EMT Trade Size	AC/MC Cable Range		Unit Qty.	Std. Pkg.
		Min.	Max.		
4357-NM	3/4"	(1) 10/2	(1) 14/2	10	40
		OR			
		(1) 12/4			
		OR			
		(1) 10/3	(1) 14/3		
		OR			
		(1) 12/2 and	(1) 14/2 or (1) 10/2		
		OR			
		(2) 14/3 or (2) 12/3			
		OR			
(2) 10/2	(2) 14/2				

Mighty-Merge® Two-to-One Transition Couplings



Used to join two lengths of EMT conduit into one. The 4256-DC joins two 1/2" EMT to one 3/4" EMT. The 4258-DC joins two 3/4" EMT to one 1" EMT. Patented. US Patent 8,242,369; D619,967.

UL File No. E24001

Zinc Die Cast

Catalog Number	Trade Size	Unit Qty.	Std. Pkg.
4256-DC	1/2" to 3/4"	10	40
4258-DC	3/4" to 1"	10	40

Transition Couplings



Compression type end for EMT; two-screw steel strap end for flexible metal conduit.

Malleable Iron

Catalog Number	EMT Trade Size	Flex Trade Size	Unit Qty.	Std. Pkg.
280	1/2"	3/8"	25	100
281	1/2"	1/2"	20	100

Transition Couplings




Coupling used to join either metallic or nonmetallic (Type "B") liquid tight to EMT. Concrete-tight. UL Listed "Raintight". Patented. US Patent 7,390,027.



Zinc Die Cast

Catalog Number	EMT Trade Size	LT Trade Size	Unit Qty.	Std. Pkg.
4360-DC	1/2"	1/2"	25	100
4361-DC	3/4"	3/4"	10	50
4362-DC	1"	1"	10	50
4363-DC	1 1/4"	1 1/4"	5	25
4364-DC	1 1/2"	1 1/2"	5	25
4365-DC	2"	2"	5	20

 File No. E24001

Mighty-Seal® EMT to DUPLEX JMC/TECK Transition Couplings



Zinc Die Cast

Catalog Number	JMC	JMC Armor O.D.	JMC Jacket O.D.	Unit Qty.	Std. Qty.
5195-DC	12/2 to 10/3	.480" - .640"	.580" - .720"	10	40

Catalog Number	TECK 90	TECK 90 Armor O.D.	TECK 90 Jacket O.D.	Unit Qty.	Std. Qty.
5195-DC	12/2 to 14/4	.480" - .640"	.580" - .720"	10	40

Bridgeport's 5195-DC makes it easy to transition between 3/4" EMT Conduit and multiple JMC/TECK cables in wet locations.

Simply strip 7/8" to 1" of jacket from end of cable, loosen nut, and push cable into connector until cable reaches end stop. Tighten nut for raintight connection. NEMA TYPE 2,3,3R, 4. Patented. US Patent D604,242; 6,737,584; 10,059,659.

 Listed


EMT Fittings

Specialty Fittings

Low Profile Compression Connectors



Compression type connector used to join EMT to box or enclosure. Concrete-tight.

 File No. E24001

Zinc Die Cast

Catalog Number	Trade Size	Unit Qty.	Std. Pkg.
225-DC	1/2"	50	500
226-DC	3/4"	50	500

Quick Install EMT Connectors



1701-DC



1701-DCI

Quickly joins EMT to box or enclosure without the use of a locknut. Patented. US Patent D648,279; D635,520. Simply:

- Insert fitting into the knockout
- Insert EMT into the fitting
- Tighten the set screw to simultaneously secure the EMT and the fitting into the knockout.

 File No. E24001

Zinc Die Cast

Catalog Number	Trade Size	Unit Qty.	Std. Pkg.
1701-DC	1/2"	50	500
1702-DC	3/4"	25	250

 Quick Install


Zinc Die Cast / Insulated Throat 105°C

Catalog Number	Trade Size	Unit Qty.	Std. Pkg.
1701-DCI	1/2"	50	500
1702-DCI	3/4"	25	250

 Quick Install

90° Compression Connectors

90° compression type connector used to join EMT to box or enclosure. Concrete-tight.


 File No. E24001

Zinc Die Cast

Catalog Number	Trade Size	Unit Qty.	Std. Pkg.
270-DC2	1/2"	20	100

Set Screw Offset Nipple Connectors

Set screw type connector used to join EMT to box or enclosure. Concrete-tight. 1620-DC2 has 3/8" offset; 1621-DC2 has 3/4" offset.

 File No. E24001

Zinc Die Cast

Catalog Number	Trade Size	Unit Qty.	Std. Pkg.
1620-DC2	1/2"	20	200
1621-DC2	3/4"	10	100
1622-DC2	1"	5	50

Insulating Bushings



EMT bushing insulates telephone, computer, video and other low voltage wiring from sharp edges of EMT.

Polyethylene - 90°C

Catalog Number	Trade Size	Unit Qty.	Std. Pkg.
TWB-51	1/2"	100	1000
TWB-52	3/4"	50	500
TWB-53	1"	25	250
TWB-54	1 1/4"	25	250
TWB-55	1 1/2"	---	100
TWB-56	2"	---	50
TWB-57	2 1/2"	---	25
TWB-58	3"	---	25
TWB-59	3 1/2"	---	25
TWB-60	4"	---	25

Mighty-Move® Steel Expansion Couplings for EMT



Low cost and easy to use. Assembles like a regular EMT set screw coupling. Use to compensate plus or minus 2" lateral movement of conduit in dry locations. Available for use with trade size 3/4" thru 4" steel EMT. To install simply slide coupling end stop onto fixed end of EMT and tighten set screw. Place movable EMT completely into coupling and mark engagement, remove EMT and mark half the distance of engagement, reinstall EMT to half distance. May be used with **optional Bonding Jumper Assembly cat. nos. BJ-100, BJ-200 and BJ-400.** US Patent 6,715,803.

UL^{us} File No. E24001: EC-075 thru EC-200
E9391: EC-250 thru EC-400

Zinc Plated Steel

Catalog Number	Trade Size	Unit Qty.	Std. Pkg.
EC-075	3/4"	15	60
EC-100	1"	10	40
EC-125	1-1/4"	8	40
EC-150	1-1/2"	6	30
EC-200	2"	---	4
EC-250*	2-1/2"	---	1
EC-300*	3"	---	1
EC-350*	3-1/2"	---	1
EC-400*	4"	---	1

*2-1/2" thru 4" suitable for use with EMT or rigid conduit.

One Hole EMT Straps



Malleable

Steel

To support EMT to mounting surface.

UL^{us} File No. E161206: 907 thru 910; 921 thru 925

SP File No. LR39354: 907 thru 910; 907-S thru 910-S; 920-S thru 925-S



Malleable Iron

Catalog Number	Trade Size	Unit Qty.	Std. Pkg.
920	1/2"	100	1000
921	3/4"	50	500
922	1"	50	500
923	1 1/4"	---	100
924	1 1/2"	---	100
925	2"	---	50
907	2 1/2"	---	25
908	3"	---	10
909	3 1/2"	---	10
910	4"	---	10

Zinc Plated Steel

Catalog Number	Trade Size	Unit Qty.	Std. Pkg.
920-S	1/2"	100	1000
921-S	3/4"	100	500
922-S	1"	50	500
923-S	1 1/4"	---	100
924-S	1 1/2"	---	100
925-S	2"	---	50
907-S	2 1/2"	---	25
908-S	3"	---	25
909-S	3 1/2"	---	10
910-S	4"	---	10

EMT Nail Straps



Nail type strap to support EMT to mounting surface.

Zinc Plated Steel

Catalog Number	Trade Size	Unit Qty.	Std. Pkg.
920-NS	1/2"	100	1000
921-NS	3/4"	100	1000
922-NS	1"	100	1000


EMT Fittings

Straps and Clampbacks

Clamp Backs



Provides space between conduit and mounting surface.
For use with malleable straps.

 File No. E161206




Malleable Iron


Catalog Number	Trade Size	Unit Qty.	Std. Pkg.
941	1/2"	50	250
942	3/4"	50	250
943	1"	25	100
944	1 1/4"	20	100
945	1 1/2"	10	100
946	2"	5	50
947	2 1/2"	2	10
948	3"	2	10
949	3 1/2"	---	5
950	4"	---	5

Two Hole EMT Pipe Straps



To support EMT to mounting surface.

 File No. E161206: 1907 thru 1910

 File No. LR39354: 1920 thru 1925


Zinc Plated Steel

Catalog Number	Trade Size	Unit Qty.	Std. Pkg.
1920	1/2"	250	2500
1921	3/4"	200	2000
1922	1"	100	1000
1923	1 1/4"	50	500
1924	1 1/2"	50	500
1925	2"	25	250
1907	2 1/2"	25	100
1908	3"	20	80
1909	3 1/2"	15	60
1910	4"	10	40

Mighty-Hold® Universal Clamp Straps



One piece clamp back and strap secures both cable and conduit. Secures EMT, Rigid, IMC, Metallic Liquid Tight, Nonmetallic Liquid Tight, FMC, and Schedule 40 and Schedule 80 PVC conduit, as well as steel and aluminum AC/MC cable. Patented.
US Patent 9,243,723.

©  File No. E161206: UCS and UCSS Series

©  UCSC Series

Zinc Plated Steel

Catalog Number	Trade Size	Unit Qty.	Std. Pkg.
UCS-5075	1/2" - 3/4"	50	250
UCS-75100	3/4" - 1"	50	250
UCS-100125	1" - 1 1/4"	25	100
UCS-125150	1 1/4" - 1 1/2"	--	25
UCS-150200	1 1/2" - 2"	--	25

Stainless Steel

Catalog Number	Trade Size	Unit Qty.	Std. Pkg.
UCSS-5075	1/2" - 3/4"	50	250
UCSS-75100	3/4" - 1"	50	250
UCSS100125	1" - 1 1/4"	25	100
UCSS125150	1 1/4" - 1 1/2"	--	25
UCSS150200	1 1/2" - 2"	--	25

Cor-Shield Polyolefin Coated Zinc Plated Steel

Catalog Number	Trade Size	Unit Qty.	Std. Pkg.
UCSC-5075	1/2"-3/4"	50	250
UCSC-75100	3/4"-1"	50	250
UCSC100125	1" - 1 1/4"	25	100
UCSC125150	1 1/4" - 1 1/2"	--	25
UCSC150200	1 1/2" - 2"	--	25

Lined area for notes


Color Coded EMT Fittings

Set Screw Connectors

Black Set Screw Connectors



Set screw connector used to join EMT to box or enclosure. Color coded black to match EMT for easy identification. Use with black EMT in dark colored areas or in open architecture applications. Concrete-tight. Furnished with Tri-Drive slot/Phillips/Robertson head screws. Also listed for use with Aluminum EMT. Patented. US Patent 6,861,585.

 File No. E24001


Steel

Catalog Number	Trade Size	Unit Qty.	Std. Pkg.
230-SBLK	1/2"	50	500
231-SBLK	3/4"	25	250
232-SBLK	1"	25	250
233-SBLK	1 1/4"	20	120
234-SBLK	1 1/2"	10	60
235-SBLK	2"	5	30
236-SBLK	2 1/2"	2	10
237-SBLK	3"	2	10
238-SBLK	3 1/2"	-	6
239-SBLK	4"	-	6

Blue Set Screw Connectors



Set screw connector used to join EMT to box or enclosure. Color coded blue to match EMT for easy identification. Use with blue EMT for low voltage wiring, data comm/video and network security applications. Concrete-tight. Furnished with Tri-Drive slot/Phillips/Robertson head screws. Also listed for use with Aluminum EMT. Patented. US Patent 6,861,585.

 File No. E24001

Steel

Catalog Number	Trade Size	Unit Qty.	Std. Pkg.
230-SBLU	1/2"	50	500
231-SBLU	3/4"	25	250
232-SBLU	1"	25	250
233-SBLU	1 1/4"	20	120
234-SBLU	1 1/2"	10	60
235-SBLU	2"	5	30
236-SBLU	2 1/2"	2	10
237-SBLU	3"	2	10
238-SBLU	3 1/2"	-	6
239-SBLU	4"	-	6

Green Set Screw Connectors



Set screw connector used to join EMT to box or enclosure. Color coded green to match EMT for easy identification. Use with green EMT for grounding/bonding, hospital and healthcare, such as nurse call station applications. Concrete-tight. Furnished with Tri-Drive slot/Phillips/Robertson head screws. Also listed for use with Aluminum EMT. Patented. US Patent 6,861,585.

 File No. E24001


Steel

Catalog Number	Trade Size	Unit Qty.	Std. Pkg.
230-SG	1/2"	50	500
231-SG	3/4"	25	250
232-SG	1"	25	250
233-SG	1 1/4"	20	120
234-SG	1 1/2"	10	60
235-SG	2"	5	30
236-SG	2 1/2"	2	10
237-SG	3"	2	10
238-SG	3 1/2"	-	6
239-SG	4"	-	6

Orange Set Screw Connectors



Set screw connector used to join EMT to box or enclosure. Color coded orange to match EMT for easy identification. Use with orange EMT in construction/research, fiber optic, isolated circuits, and auto repair/maintenance applications. Concrete-tight. Furnished with Tri-Drive slot/Phillips/Robertson head screws. Also listed for use with Aluminum EMT. Patented. US Patent 6,861,585.

 File No. E24001


Steel

Catalog Number	Trade Size	Unit Qty.	Std. Pkg.
230-SO	1/2"	50	500
231-SO	3/4"	25	250
232-SO	1"	25	250
233-SO	1 1/4"	20	120
234-SO	1 1/2"	10	60
235-SO	2"	5	30
236-SO	2 1/2"	2	10
237-SO	3"	2	10
238-SO	3 1/2"	-	6
239-SO	4"	-	6

Red® Fire Alarm Connectors



Set screw connector used to join EMT to box or enclosure. Color coded red to match EMT for easy identification. Use with red EMT for emergency circuits, fire alarm and security system applications. Concrete-tight. Furnished with Tri-Drive slot/Phillips/Robertson head screws. Also listed for use with Aluminum EMT. Patented. US Patent 6,861,585.

 File No. E24001


Steel

Catalog Number	Trade Size	Unit Qty.	Std. Pkg.
230-SR	1/2"	50	500
231-SR	3/4"	25	250
232-SR	1"	25	250
233-SR	1 1/4"	20	120
234-SR	1 1/2"	10	60
235-SR	2"	5	30
236-SR	2 1/2"	2	10
237-SR	3"	2	10
238-SR	3 1/2"	-	6
239-SR	4"	-	6

White Set Screw Connectors



Set screw connector used to join EMT to box or enclosure. Color coded white to match EMT for easy identification. Use with white EMT in light colored areas and open architecture applications. Concrete-tight. Furnished with Tri-Drive slot/Phillips/Robertson head screws. Also listed for use with Aluminum EMT. Patented. US Patent 6,861,585.

 File No. E24001

Steel

Catalog Number	Trade Size	Unit Qty.	Std. Pkg.
230-SW	1/2"	50	500
231-SW	3/4"	25	250
232-SW	1"	25	250
233-SW	1 1/4"	20	120
234-SW	1 1/2"	10	60
235-SW	2"	5	30
236-SW	2 1/2"	2	10
237-SW	3"	2	10
238-SW	3 1/2"	-	6
239-SW	4"	-	6


Color Coded EMT Fittings

Set Screw Connectors and Couplings

Yellow Set Screw Connectors



Set screw connector used to join EMT to box or enclosure. Color coded yellow to match EMT for easy identification. Use with yellow EMT in special equipment, caution areas, and high voltage applications. Concrete-tight. Furnished with Tri-Drive slot/Phillips/Robertson head screws. Also listed for use with Aluminum EMT. Patented. US Patent 6,861,585.

 File No. E24001


Steel

Catalog Number	Trade Size	Unit Qty.	Std. Pkg.
230-SY	1/2"	50	500
231-SY	3/4"	25	250
232-SY	1"	25	250
233-SY	1 1/4"	20	120
234-SY	1 1/2"	10	60
235-SY	2"	5	30
236-SY	2 1/2"	2	10
237-SY	3"	2	10
238-SY	3 1/2"	-	6
239-SY	4"	-	6

Black Set Screw Couplings



Set screw coupling used to join two lengths of EMT. Color coded black to match EMT for easy identification. Use with black EMT in dark colored areas or in open architecture applications. Concrete-tight. Furnished with Tri-Drive slot/Phillips/Robertson head screws. Also listed for use with Aluminum EMT.

 File No. E24001

Steel

Catalog Number	Trade Size	Unit Qty.	Std. Pkg.
240-SBLK	1/2"	50	500
241-SBLK	3/4"	25	250
242-SBLK	1"	25	250
243-SBLK	1 1/4"	20	90
244-SBLK	1 1/2"	10	60
245-SBLK	2"	5	30
246-SBLK	2 1/2"	2	10
247-SBLK	3"	2	10
248-SBLK	3 1/2"	-	6
249-SBLK	4"	-	6

Blue Set Screw Couplings



Set screw coupling used to join two lengths of EMT. Color coded blue to match EMT for easy identification. Use with blue EMT for low voltage wiring, data comm/video and network security applications. Concrete-tight. Furnished with Tri-Drive slot/Phillips/Robertson head screws. Also listed for use with Aluminum EMT.

 File No. E24001


Steel

Catalog Number	Trade Size	Unit Qty.	Std. Pkg.
240-SBLU	1/2"	50	500
241-SBLU	3/4"	25	250
242-SBLU	1"	25	250
243-SBLU	1 1/4"	20	90
244-SBLU	1 1/2"	10	60
245-SBLU	2"	5	30
246-SBLU	2 1/2"	2	10
247-SBLU	3"	2	10
248-SBLU	3 1/2"	-	6
249-SBLU	4"	-	6

Green Set Screw Couplings



Set screw coupling used to join two lengths of EMT. Color coded green to match EMT for easy identification. Use with green EMT for critical circuits, nurse call stations and hospital and healthcare applications. Concrete-tight. Furnished with Tri-Drive slot/Phillips/Robertson head screws. Also listed for use with Aluminum EMT.

 File No. E24001


Steel

Catalog Number	Trade Size	Unit Qty.	Std. Pkg.
240-SG	1/2"	50	500
241-SG	3/4"	25	250
242-SG	1"	25	250
243-SG	1 1/4"	20	90
244-SG	1 1/2"	10	60
245-SG	2"	5	30
246-SG	2 1/2"	2	10
247-SG	3"	2	10
248-SG	3 1/2"	-	6
249-SG	4"	-	6

Orange Set Screw Couplings



Set screw coupling used to join two lengths of EMT. Color coded orange to match EMT for easy identification. Use with orange EMT in construction/research, fiber optic and auto repair/maintenance applications. Concrete-tight. Furnished with Tri-Drive slot/Phillips/Robertson head screws. Also listed for use with Aluminum EMT.

 File No. E24001


Steel

Catalog Number	Trade Size	Unit Qty.	Std. Pkg.
240-SO	1/2"	50	500
241-SO	3/4"	25	250
242-SO	1"	25	250
243-SO	1 1/4"	20	90
244-SO	1 1/2"	10	60
245-SO	2"	5	30
246-SO	2 1/2"	2	10
247-SO	3"	2	10
248-SO	3 1/2"	-	6
249-SO	4"	-	6

Red® Fire Alarm Couplings



Set screw coupling used to join two lengths of EMT. Color coded red to match EMT for easy identification. Use with red EMT for emergency circuits, fire alarm and security system applications. Concrete-tight. Furnished with Tri-Drive slot/Phillips/Robertson head screws. Also listed for use with Aluminum EMT.

 File No. E24001

Steel

Catalog Number	Trade Size	Unit Qty.	Std. Pkg.
240-SR	1/2"	50	500
241-SR	3/4"	25	250
242-SR	1"	20	200
243-SR	1 1/4"	15	90
244-SR	1 1/2"	10	60
245-SR	2"	5	30
246-SR	2 1/2"	2	10
247-SR	3"	2	10
248-SR	3 1/2"	-	6
249-SR	4"	-	6


Color Coded EMT Fittings

Set Screw Couplings

White Set Screw Couplings



Set screw coupling used to join two lengths of EMT. Color coded white to match EMT for easy identification. Use with white EMT in light colored areas and open architecture applications. Concrete-tight. Furnished with Tri-Drive slot/Phillips/Robertson head screws. Also listed for use with Aluminum EMT.

 File No. E24001

Steel

Catalog Number	Trade Size	Unit Qty.	Std. Pkg.
240-SW	1/2"	50	500
241-SW	3/4"	25	250
242-SW	1"	25	250
243-SW	1 1/4"	20	90
244-SW	1 1/2"	10	60
245-SW	2"	5	30
246-SW	2 1/2"	2	10
247-SW	3"	2	10
248-SW	3 1/2"	-	6
249-SW	4"	-	6

Yellow Set Screw Couplings



Set screw coupling used to join two lengths of EMT. Color coded yellow to match EMT for easy identification. Use with yellow EMT in special equipment, caution areas, and high voltage applications. Concrete-tight. Furnished with Tri-Drive slot/Phillips/Robertson head screws. Also listed for use with Aluminum EMT.

 File No. E24001

Steel

Catalog Number	Trade Size	Unit Qty.	Std. Pkg.
240-SY	1/2"	50	500
241-SY	3/4"	25	250
242-SY	1"	25	250
243-SY	1 1/4"	20	90
244-SY	1 1/2"	10	60
245-SY	2"	5	30
246-SY	2 1/2"	2	10
247-SY	3"	2	10
248-SY	3 1/2"	-	6
249-SY	4"	-	6

Die Cast Aluminum Conduit Bodies

Trade Size	Maximum Number of Conductors					
	LB	C	LL	LR	T	LLR
1/2"	N/A	N/A	N/A	N/A	N/A	-
3/4"	6 AWG	6 AWG	6 AWG	6 AWG	6 AWG	-
1"	3 - 4 AWG	3 - 4 AWG	3 - 4 AWG	3 - 4 AWG	3 - 4 AWG	3 - 4 AWG
1 1/4"	3 - 2 AWG	3 - 2 AWG	3 - 2 AWG	3 - 2 AWG	3 - 2 AWG	3 - 2 AWG
1 1/2"	3 - 1/0 AWG	3 - 1/0 AWG	3 - 1/0 AWG	3 - 1/0 AWG	3 - 2 AWG	3 - 1/0 AWG
2"	3 - 4/0 AWG	3 - 2/0 AWG	3 - 4/0 AWG	3 - 4/0 AWG	3 - 4/0 AWG	3 - 3/0 AWG
2 1/2"	300 MCM	3 - 250 MCM	3 - 250 MCM	3 - 250 MCM	3 - 2/0 AWG	-
3"	350 MCM	3 - 250 MCM	3 - 250 MCM	3 - 250 MCM	3 - 250 MCM	-
3 1/2"	3 - 400 MCM	3 - 250 MCM	3 - 250 MCM	3 - 250 MCM	3 - 250 MCM	-
4"	3 - 400 MCM	3 - 250 MCM	3 - 250 MCM	3 - 250 MCM	3 - 250 MCM	-

Trade Size	Volume in Cu. In.					
	LB	C	LL	LR	T	LLR
1/2"	4.25	4.25	4.25	4.25	4.25	5.5
3/4"	7.2	7.2	7.2	7.2	7.2	9.0
1"	10.8	10.8	10.8	10.8	10.8	15.0
1 1/4"	30.5	30.5	30.5	30.5	30.5	39.5
1 1/2"	30.5	30.5	30.5	30.5	30.5	40.8
2"	70.7	70.7	70.7	70.7	70.7	88.5
2 1/2"	152.5	157.4	157.4	157.4	157.4	-
3"	152.5	179.8	179.8	179.8	179.8	-
3 1/2"	311.8	323.0	323.0	323.0	323.0	-
4"	311.8	323.0	323.0	323.0	323.0	-

Malleable Iron Conduit Bodies


Trade Size	Maximum Number of Conductors				
	LB	C	LL	LR	T
1/2"	N/A	N/A	N/A	N/A	N/A
3/4"	3 - 6 AWG	3 - 6 AWG	3 - 6 AWG	3 - 6 AWG	3 - 6 AWG
1"	3 - 4 AWG	3 - 4 AWG	3 - 4 AWG	3 - 4 AWG	3 - 4 AWG
1 1/4"	3 - 2 AWG	3 - 2 AWG	3 - 2 AWG	3 - 2 AWG	3 - 2 AWG
1 1/2"	3 - 1/0 AWG	3 - 1/0 AWG	3 - 1/0 AWG	3 - 1/0 AWG	3 - 1 AWG
2"	3 - 3/0 AWG	3 - 4/0 AWG	3 - 4/0 AWG	3 - 4/0 AWG	3 - 2/0 AWG
2 1/2"	3 - 250 MCM	3 - 300 MCM	3 - 300 MCM	3 - 300 MCM	3 - 4/0 AWG
3"	3 - 250 MCM	3 - 350 MCM	3 - 350 MCM	3 - 350 MCM	3 - 4/0 AWG
3 1/2"	3 - 350 MCM	3 - 350 MCM	3 - 350 MCM	3 - 500 MCM	3 - 350 MCM
4"	3 - 350 MCM	3 - 350 MCM	3 - 350 MCM	3 - 500 MCM	3 - 350 MCM

Trade Size	Volume in Cu. In.				
	LB	C	LL	LR	T
1/2"	4.5	4.5	4.5	4.5	6.0
3/4"	7.5	7.5	7.5	7.5	9.5
1"	12.5	12.5	12.5	12.5	15.0
1 1/4"	32.3	32.3	32.3	32.3	33.0
1 1/2"	35.3	35.3	35.3	35.3	36.0
2"	73.0	73.0	73.0	73.0	75.0
2 1/2"	138.0	138.0	138.0	138.0	138.0
3"	170.0	170.0	170.0	170.0	170.0
3 1/2"	300.0	300.0	300.0	300.0	300.0
4"	328.0	328.0	328.0	328.0	328.0

Type C Set Screw Type



Allows access to the interior of a conduit system for inspection, pulling and maintenance.

 File No. E11077

Aluminum


Catalog Number	Trade Size	Unit Qty.	Std. Pkg.
C-31	1/2"	10	60
C-32	3/4"	10	60
C-33	1"	5	30
C-34	1 1/4"	2	10
C-35	1 1/2"	2	10
C-36	2"	1	6
C-37CG*	2 1/2"	---	1
C-38CG*	3"	---	1
C-39CG*	3 1/2"	---	1
C-40CG*	4"	---	1


*Provided with cover and neoprene gasket.

Combination Type C



Units have a threaded interior for use with rigid or IMC as well as set screws for use with EMT. Preassembled with cover and neoprene gasket. NPT Threads. NEMA TYPE 2,3,3R & 4.

 File No. E11077

 Listed Raintight when used with rigid conduit or raintight compression connectors.


Aluminum with Cover and Gasket

Catalog Number	Trade Size	Unit Qty.	Std. Pkg.
C-41CGC	1/2"	10	60
C-42CGC	3/4"	10	60
C-43CGC	1"	5	30
C-44CGC	1 1/4"	2	10
C-45CGC	1 1/2"	2	10
C-46CGC	2"	1	6

Type LB Set Screw Type



Allows access to the interior of a conduit system for inspection, pulling and maintenance.

 File No. E11077

Aluminum

Catalog Number	Trade Size	Unit Qty.	Std. Pkg.
LB-31	1/2"	10	60
LB-32	3/4"	10	60
LB-33	1"	5	30
LB-34	1 1/4"	2	10
LB-35	1 1/2"	2	10
LB-36	2"	1	6
LB-37	2 1/2"	---	1
LB-38	3"	---	1
LB-39	3 1/2"	---	1
LB-40	4"	---	1

EMT Conduit Bodies

Type LB and LL

Combination Type LB



Units have a threaded interior for use with rigid or IMC as well as set screws for use with EMT. Preassembled with cover and neoprene gasket. NPT Threads. NEMA TYPE 2,3,3R & 4.

UL File No. E11077

UL Listed Raintight when used with rigid conduit or raintight compression connectors.

Aluminum with Cover and Gasket

Catalog Number	Trade Size	Unit Qty.	Std. Pkg.
LB-41CGC	1/2"	10	60
LB-42CGC	3/4"	10	60
LB-43CGC	1"	5	30
LB-44CGC	1 1/4"	2	10
LB-45CGC	1 1/2"	2	10
LB-46CGC	2"	1	6

Type LL Set Screw Type



Allows access to the interior of a conduit system for inspection, pulling and maintenance.

UL File No. E11077

Aluminum

Catalog Number	Trade Size	Unit Qty.	Std. Pkg.
LL-31	1/2"	10	60
LL-32	3/4"	10	60
LL-33	1"	5	30
LL-34	1 1/4"	2	10
LL-35	1 1/2"	2	10
LL-36	2"	1	6

Combination Type LL



Units have a threaded interior for use with rigid or IMC as well as set screws for use with EMT. Preassembled with cover and neoprene gasket. NPT Threads. NEMA TYPE 2,3,3R & 4.

UL File No. E11077

UL Listed Raintight when used with rigid conduit or raintight compression connectors.


Aluminum with Cover and Gasket

Catalog Number	Trade Size	Unit Qty.	Std. Pkg.
LL-41CGC	1/2"	10	60
LL-42CGC	3/4"	10	60
LL-43CGC	1"	5	30
LL-44CGC	1 1/4"	2	10
LL-45CGC	1 1/2"	2	10
LL-46CGC	2"	1	6

Combination Type LL/LR



Combination type LL/LR style. Units have a threaded interior for use with rigid or IMC as well as set screws for use with EMT. Preassembled with cover and neoprene gasket. NPT Threads. NEMA TYPE 2,3,3R & 4.

 File No. E11077


Aluminum with Cover and Gasket

Catalog Number	Trade Size	Unit Qty.	Std. Pkg.
LLR-41	1/2"	10	60
LLR-42	3/4"	10	60
LLR-43	1"	5	30
LLR-44	1 1/4"	2	10
LLR-45	1 1/2"	2	10
LLR-46	2"	---	5

Type LR Set Screw



Allows access to the interior of a conduit system for inspection, pulling and maintenance.

 File No. E11077


Aluminum


Catalog Number	Trade Size	Unit Qty.	Std. Pkg.
LR-31	1/2"	10	60
LR-32	3/4"	10	60
LR-33	1"	5	30
LR-34	1 1/4"	2	10
LR-35	1 1/2"	2	10
LR-36	2"	1	6

Combination Type LR



Units have a threaded interior for use with rigid or IMC as well as set screws for use with EMT. Preassembled with cover and neoprene gasket. NPT Threads. NEMA TYPE 2,3,3R & 4.

 File No. E11077

 Listed Raintight when used with rigid conduit or raintight compression connectors.

Aluminum with Cover and Gasket

Catalog Number	Trade Size	Unit Qty.	Std. Pkg.
LR-41CGC	1/2"	10	60
LR-42CGC	3/4"	10	60
LR-43CGC	1"	5	30
LR-44CGC	1 1/4"	2	10
LR-45CGC	1 1/2"	2	10
LR-46CGC	2"	1	6


EMT Conduit Bodies

Type T

Type T Set Screw



Allows access to the interior of a conduit system for inspection, pulling and maintenance.

 File No. E11077


Aluminum


Catalog Number	Trade Size	Unit Qty.	Std. Pkg.
T-31	1/2"	10	60
T-32	3/4"	10	60
T-33	1"	5	30
T-34	1 1/4"	2	10
T-35	1 1/2"	2	10
T-36	2"	1	6

Combination Type T



Units have a threaded interior for use with rigid or IMC as well as set screws for use with EMT. Preassembled with cover and neoprene gasket. NPT Threads. NEMA TYPE 2,3,3R & 4.

 File No. E11077

 Listed Raintight when used with rigid conduit or raintight compression connectors.


Aluminum with Cover and Gasket

Catalog Number	Trade Size	Unit Qty.	Std. Pkg.
T-41CGC	1/2"	10	60
T-42CGC	3/4"	10	60
T-43CGC	1"	5	30
T-44CGC	1 1/4"	2	10
T-45CGC	1 1/2"	2	10
T-46CGC	2"	1	6

Conduit Body Covers



Encloses conduit body; supplied with screws.

 File No. E11077

Aluminum

Catalog Number	Trade Size	Unit Qty.	Std. Pkg.
SC-41	1/2"	25	100
SC-42	3/4"	25	100
SC-43	1"	25	100
SC-44	1 1/4" - 1 1/2"	10	100
SC-46	2"	---	25
SC-47	2 1/2" - 3"	---	20
SC-49	3 1/2" - 4"	---	5

Conduit Body Gaskets



SG series provides dust tight seal between conduit body and cover. SGN series provides both dust and rain-tight protection. SGN gaskets are impervious to most liquids and oil.

Cellulose

Catalog Number	Trade Size	Unit Qty.	Std. Pkg.
SG-61	1/2"	100	1000
SG-62	3/4"	100	1000
SG-63	1"	50	500
SG-64	1 1/4" - 1 1/2"	---	100
SG-66	2"	---	100
SG-67	2 1/2" - 3"	---	25
SG-69	3 1/2" - 4"	---	25

Neoprene

Catalog Number	Trade Size	Unit Qty.	Std. Pkg.
SGN-61	1/2"	100	1000
SGN-62	3/4"	100	1000
SGN-63	1"	50	500
SGN-64	1 1/4" - 1 1/2"	---	100
SGN-66	2"	---	100
SGN-67	2 1/2" - 3"	---	25
SGN-69	3 1/2" - 4"	---	25

EMT Conduit Bodies

Integral Raintight Connectors

EMT Conduit Body with Integral Raintight Connector, Type LB



LB Conduit Bodies with Integral Raintight Connectors allows access to the interior of a conduit system for inspection, pulling and maintenance, without needing to thread connectors into a conduit body entry.

These conduit bodies come with stainless steel screws, an aluminum cover, and a neoprene gasket. NEMA TYPE 2,3,3R & 4.

File No. E11077

Aluminum with Cover and Gasket

Catalog Number	EMT Trade Size	Unit Qty.	Std. Pkg.	Volume	Max Wire Size AWG.
LB-42RT	3/4"	10	60	7.7 cubic in (126 cubic cm)*	3 - #6
LB-43RT	1"	5	30	13.8 cubic in (227 cubic cm)*	3 - #4

*Refer to product label/markings for exact dimensions.

EMT Conduit Body with Integral Raintight Connector, Type LLR



LLR Conduit Bodies with Integral Raintight Connectors allows access to the interior of a conduit system for inspection, pulling and maintenance, without needing to thread connectors into a conduit body entry.

These conduit bodies come with stainless steel screws, an aluminum cover, and a neoprene gasket. NEMA TYPE 2,3,3R & 4.


File No. E11077

Aluminum with Cover and Gasket

Catalog Number	EMT Trade Size	Unit Qty.	Std. Pkg.	Volume	Max Wire Size AWG.
LLR-42RT	3/4"	10	60	9.0 cubic in (147 cubic cm)*	3 - #6
LLR-43RT	1"	5	30	15.0 cubic in (246 cubic cm)*	3 - #4

*Refer to product label/markings for exact dimensions.

Mighty-B® PUSH-EMT® Fittings



Connecting EMT conduit in wet or dry locations has never been this fast and simple. Mighty-Seal® and Mighty-Bite® connectors and couplings are part of the exclusive Mighty-B® line of high-quality, high-performance products focused on getting the job done fast, done right. Legendary Bridgeport quality, innovation and unparalleled service are built in to every fitting we ship. All fittings exceed the stringent design requirements of UL 514B and the National Electrical Code.

Raintight versions are NEMA TYPE 2,3,3R & 4, with NPSM Threads and Neoprene Gaskets. Patented. US Patent 8,487,197; 8,274,000; 6,765,143; 8,474,877; 7,841,630.

- Push-on install
- Removable
- Raintight & dry location models
- Constructed of the highest quality zinc
- Corrosion resistant
- Precision cast threads
- Reversible zinc serrated locknut
- cULus Listed
- Approximately 75% quicker to install than conventional fittings
- Patented

Typical Raintight Installation and Removal




Installation

1. No disassembly required
2. Cut EMT square and remove burrs
3. Firmly push and rotate EMT onto fitting a minimum 1/2"
4. For connector, install with knockout gasket on outside of enclosure. Hand tighten locknut plus 1/4 turn

Removal

1. Unscrew nut from fitting body
2. Remove EMT
3. To reuse*, ensure components are assembled in order (see below) and tighten nut hand tight

*Fittings have not been investigated for reusability. Reusability should be determined by the installer and the AHJ.



Typical Dry Location Installation and Removal



Installation

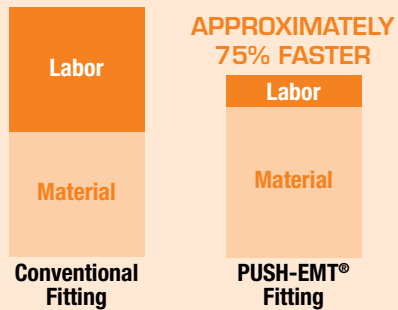
1. Cut EMT square and remove burrs
2. Firmly push and rotate EMT onto fitting a minimum 1/2"
3. For connector, install into knockout with locknut. Hand-tighten plus 1/4 turn

Removal


1. Turn counter-clockwise to remove from EMT
2. Fitting is ready to be reused.*

*Fittings have not been investigated for reusability.
Reusability should be determined by the installer and the AHJ.

REDUCED INSTALLATION TIME:



**Mighty-Bite®
Dry-Location Connectors**




cULus File No. E24001

Catalog Number	Trade Size	Unit Qty.	Std. Pkg.
250-MB	1/2"	25	250
251-MB	3/4"	25	250

Concrete-tight.

**Mighty-Bite® Dry-Location Connectors
(Insulated)**



cULus File No. E24001

Catalog Number	Trade Size	Unit Qty.	Std. Pkg.
250-MBI	1/2"	25	250
251-MBI	3/4"	25	250

Concrete-tight.

Mighty-Seal® Raintight Connectors



cULus File No. E24001



Catalog Number	Trade Size	Unit Qty.	Std. Pkg.
250-MSRT	1/2"	25	250
251-MSRT	3/4"	25	250

**Mighty-Seal® Raintight Connectors
(Insulated)**



cULus File No. E24001



Catalog Number	Trade Size	Unit Qty.	Std. Pkg.
250-MSRTI	1/2"	25	250
251-MSRTI	3/4"	25	250

Mighty-Bite® Dry-Location Couplings



cULus File No. E24001

Catalog Number	Trade Size	Unit Qty.	Std. Pkg.
260-MB	1/2"	25	250
261-MB	3/4"	25	250

Concrete-tight.

Mighty-Seal® Raintight Couplings



cULus File No. E24001




Catalog Number	Trade Size	Unit Qty.	Std. Pkg.
260-MSRT	1/2"	25	250
261-MSRT	3/4"	25	200

**Mighty-Merge®
Snap-in/Push-in
Transition Couplings**



The patented Mighty-Merge design has a quick install snap-in end for AC/MC cables and flexible metal conduit and a labor saving push-in end for EMT. Ideal for transitioning fixture whips above the drop ceiling and for continuing a run of MC down the wall to emergency lights. Patented. US Patent 8,487,197; 8,274,000; 6,765,143.

 File No. E9391

Zinc Die Cast

Catalog Number	EMT Trade Size	Flex Trade Size	AC/MC Cable Range		Unit Qty.	Std. Pkg.
			Min.	Max.		
280SPMB	1/2"	3/8"	14/2 (.43")	10/3 (.61")	25	100
281SPMB	3/4"	---	10/4 (.61")	8/3 (.72")	25	100

**Mighty-Bite® Push-EMT®
Grounding Bushings**



Used to ground EMT mechanically protecting Voice/Data cables. Push-EMT grounding connectors provide a convenient integral grounding lug with a captive nylon 105°C insulator. Meets NEC, ANSI and TIA/EIA-568 standards for cabling in commercial buildings. Prefab for more productivity in the field. Patented. US Patent D749,047; D733,064; 9,257,795.

 Listed

Zinc Die Cast

Catalog Number	Grounding Lug Wire Capacity		Trade Size	Unit Qty.	Std. Pkg.
	Min. Solid	Max. Strand			
381-MB	14	4	1/2"	25	250
382-MB	14	4	3/4"	25	250
383-MB	14	4	1"	25	250

Liquid Tight Fittings


Straight Connectors


Liquid Tight Connectors, Straight



Straight connector for use with metallic and nonmetallic "Type B" liquid tight conduit. NPT Threads. Polyethylene gasket. NEMA TYPE 2,3,3R,4 &12.

Suitable for use in Class 1 Division 2, Class II, Divisions 1 & 2; and Class III, Divisions 1 & 2 per NEC 501.30 (B)

 File No. E9391

 File No. LR39354



Zinc Die Cast

Catalog Number	Trade Size	Unit Qty.	Std. Pkg.
429-LT2	3/8"	25	100
430-LT2	1/2"	25	100
431-LT2	3/4"	10	50
432-LT2	1"	5	25
433-LT2	1 1/4"	5	20
434-LT2	1 1/2"	2	10
435-LT2	2"	2	20
436-LT2	2 1/2"	1	5
437-LT2	3"	1	5
438-LT2	3 1/2"	1	5
439-LT2	4"	1	5

Zinc Die Cast / Insulated Throat - 105°C

Catalog Number	Trade Size	Unit Qty.	Std. Pkg.
429-LTI2	3/8"	25	100
430-LTI2	1/2"	25	100
431-LTI2	3/4"	10	50
432-LTI2	1"	5	25
433-LTI2	1 1/4"	5	20
434-LTI2	1 1/2"	2	10
435-LTI2	2"	2	20
436-LTI2	2 1/2"	1	5
437-LTI2	3"	1	5
438-LTI2	3 1/2"	1	5
439-LTI2	4"	1	5

Cor-Shield Polyolefin Coated Liquid Tight Connectors, Straight



Zinc Die Cast

Catalog Number	Trade Size	Unit Qty.	Std. Pkg.
431-LT2C	3/4"	10	50
432-LT2C	1"	5	25
435-LT2C	2"	2	20

Bridgeport Fittings' New LT2C Coated Liquid-tight Connectors offer superior protection for your coated raceway. These are the only listed fittings suitable for Direct Burial in earth and concrete, as well as for above-ground use. The Cor-Shield Polyolefin coating provides a durable shield when installed in corrosive environments. They provide a liquid (concrete, water, and oil) tight seal, and are listed for use with both metallic and non-metallic "Type B" liquid tight flexible conduit. NPT Threads. Polyethylene gasket. NEMA TYPE 2,3,3R,4 &12.

Cor-Shield Polyolefin is an alternative material to Polyvinyl Chloride (PVC). It provides superior chemical, corrosion, and UV protection to your typical PVC coating, and it is environmentally friendly. The strong, flexible properties resists cracking, abra-sion and impact damage. Unlike PVC, nicks or cuts in the Cor-Shield Polyolefin coating can be repaired by heating the surface until the coating flows, without the possibility of ignition.

Suitable for use in Class I, Div 2; Class II, Div 1 and 2; and Class III, Div 1 and 2 hazardous locations.

 File No. E9391

Liquid Tight Fittings

Straight Connectors

Liquid Tight Connectors, Straight



Steel



Malleable

Straight connector for use with metallic liquid tight conduit. NPT Threads. Polypropylene or Polyethylene gasket. NEMA TYPE 2,3,3R,4 & 12.

Suitable for use in Class 1 Division 2, - Class II, Divisions 1 & 2; and Class III, Divisions 1 & 2 per NEC 501.30 (B)

File No. E9391: 429-MLT thru 432-MLT; 436-SLT thru 439-SLT; 429-MLTI thru 432-MLTI

File No. E9391: Steel and 436-SLTI thru 439-SLTI

File No. LR39354: Steel

***Note:** UL Listing not applicable to 5" & 6" Malleable Iron.

Zinc Plated Steel

Catalog Number	Trade Size	Unit Qty.	Std. Pkg.
429-SLT	3/8"	25	100
430-SLT	1/2"	25	100
431-SLT	3/4"	10	50
432-SLT	1"	5	25

Zinc Plated Steel / Insulated Throat - 105°C

Catalog Number	Trade Size	Unit Qty.	Std. Pkg.
429-SLTI	3/8"	25	100
430-SLTI	1/2"	25	100
431-SLTI	3/4"	10	50
432-SLTI	1"	5	25

Malleable Iron

Catalog Number	Trade Size	Unit Qty.	Std. Pkg.
433-SLT	1 1/4"	5	20
434-SLT	1 1/2"	2	10
435-SLT	2"	2	20
436-SLT	2 1/2"	1	5
437-SLT	3"	1	5
438-SLT	3 1/2"	1	5
439-SLT	4"	1	5
440-SLT	5"	---	2
441-SLT	6"	---	1

Malleable Iron / Insulated Throat - 105°C


Catalog Number	Trade Size	Unit Qty.	Std. Pkg.
433-SLTI	1 1/4"	5	20
434-SLTI	1 1/2"	2	10
435-SLTI	2"	2	20
436-SLTI	2 1/2"	1	5
437-SLTI	3"	1	5
438-SLTI	3 1/2"	1	5
439-SLTI	4"	1	5
440-SLTI	5"	---	2
441-SLTI	6"	---	1

Made in the USA Liquid Tight Connectors, Straight



Straight malleable iron connectors for use with metallic liquid tight conduit. Zinc Electroplated. NPT Threads. Polypropylene or Polyethylene gasket. NEMA TYPE 2,3,3R,4 &12.

Suitable for use in Class 1 Division 2, - Class II, Divisions 1 & 2; and Class III, Divisions 1 & 2 per NEC 501.30 (B)

 File No. E9391



Zinc Plated Steel

Catalog Number	Trade Size	Unit Qty.	Std. Pkg.
429-SLTUS	3/8"	25	100
430-SLTUS	1/2"	25	100
431-SLTUS	3/4"	10	50
432-SLTUS	1"	5	25
433-SLTUS	1 1/4"	5	20
434-SLTUS	1 1/2"	2	10
435-SLTUS	2"	2	20
436-SLTUS	2 1/2"	1	5
437-SLTUS	3"	1	5
438-SLTUS	3 1/2"	1	5
439-SLTUS	4"	1	5

Zinc Plated Steel / Insulated Throat - 105°C

Catalog Number	Trade Size	Unit Qty.	Std. Pkg.
429-SLTIUS	3/8"	25	100
430-SLTIUS	1/2"	25	100
431-SLTIUS	3/4"	10	50
432-SLTIUS	1"	5	25
433-SLTIUS	1 1/4"	5	20
434-SLTIUS	1 1/2"	2	10
435-SLTIUS	2"	2	20
436-SLTIUS	2 1/2"	1	5
437-SLTIUS	3"	1	5
438-SLTIUS	3 1/2"	1	5
439-SLTIUS	4"	1	5


Liquid Tight Connectors, 45°



45° connector for use with metallic liquid tight conduit. NPT Threads. Polypropylene or Polyethylene gasket. NEMA TYPE 2,3,3R,4 &12.

Suitable for use in Class 1 Division 2, - Class II, Divisions 1 & 2; and Class III, Divisions 1 & 2 per NEC 501.30 (B)

 File No. E9391

 File No. LR39354



Malleable Iron Bodies / Zinc Plated Steel Nuts

Catalog Number	Trade Size	Unit Qty.	Std. Pkg.
449-SLT	3/8"	25	100
450-SLT	1/2"	25	100
451-SLT	3/4"	10	50
452-SLT	1"	5	25
453-SLT	1 1/4"	5	25
454-SLT	1 1/2"	2	10
455-SLT	2"	1	5

Malleable Iron

Catalog Number	Trade Size	Unit Qty.	Std. Pkg.
456-SLT	2 1/2"	---	1
457-SLT	3"	---	1
458-SLT	3 1/2"	---	1
459-SLT	4"	---	1

Malleable Iron Bodies / Zinc Plated Steel Nuts Insulated Throat - 105°C

Catalog Number	Trade Size	Unit Qty.	Std. Pkg.
449-SLTI	3/8"	25	100
450-SLTI	1/2"	25	100
451-SLTI	3/4"	10	50
452-SLTI	1"	5	25
453-SLTI	1 1/4"	5	25
454-SLTI	1 1/2"	2	10
455-SLTI	2"	1	5

Malleable Iron / Insulated Throat - 105°C

Catalog Number	Trade Size	Unit Qty.	Std. Pkg.
456-SLTI	2 1/2"	---	1
457-SLTI	3"	---	1
458-SLTI	3 1/2"	---	1
459-SLTI	4"	---	1

Made in the USA Liquid Tight Connectors, 45°



45° malleable iron connectors for use with metallic liquid tight conduit. Zinc Electroplated. NPT Threads. Polypropylene or Polyethylene gasket. NEMA TYPE 2,3,3R,4 & 12.

Suitable for use in Class 1 Division 2, - Class II, Divisions 1 & 2; and Class III, Divisions 1 & 2 per NEC 501.30 (B)

 File No. E9391

Malleable Iron Bodies / Zinc Plated Steel Nuts

Catalog Number	Trade Size	Unit Qty.	Std. Pkg.
449-SLTUS	3/8"	25	100
450-SLTUS	1/2"	25	100
451-SLTUS	3/4"	10	50
452-SLTUS	1"	5	25
453-SLTUS	1 1/4"	5	25
454-SLTUS	1 1/2"	2	10
455-SLTUS	2"	1	5

Malleable Iron

Catalog Number	Trade Size	Unit Qty.	Std. Pkg.
456-SLTUS	2 1/2"	---	1
457-SLTUS	3"	---	1
458-SLTUS	3 1/2"	---	1
459-SLTUS	4"	---	1

Malleable Iron Bodies / Zinc Plated Steel Nuts Insulated Throat - 105°C

Catalog Number	Trade Size	Unit Qty.	Std. Pkg.
449-SLTIUS	3/8"	25	100
450-SLTIUS	1/2"	25	100
451-SLTIUS	3/4"	10	50
452-SLTIUS	1"	5	25
453-SLTIUS	1 1/4"	5	25
454-SLTIUS	1 1/2"	2	10
455-SLTIUS	2"	1	5

Malleable Iron / Insulated Throat - 105°C

Catalog Number	Trade Size	Unit Qty.	Std. Pkg.
456-SLTIUS	2 1/2"	---	1
457-SLTIUS	3"	---	1
458-SLTIUS	3 1/2"	---	1
459-SLTIUS	4"	---	1

Liquid Tight Fittings


90°Connectors


Liquid Tight Connectors, 90°



90° connector for use with metallic and nonmetallic "Type B" liquid tight conduit. NPT Threads. Polyethylene gasket. NEMA TYPE 2,3,3R,4 &12.

Suitable for use in Class 1 Division 2, - Class II, Divisions 1 & 2; and Class III, Divisions 1 & 2 per NEC 501.30 (B)

 File No. E9391

 File No. LR39354

Die Cast Zinc

Catalog Number	Trade Size	Unit Qty.	Std. Pkg.
469-LT2	3/8"	25	100
470-LT2	1/2"	25	100
471-LT2	3/4"	10	50
472-LT2	1"	5	25
473-LT2	1 1/4"	5	25

Die Cast Zinc / Insulated Throat - 105°C

Catalog Number	Trade Size	Unit Qty.	Std. Pkg.
469-LTI2	3/8"	25	100
470-LTI2	1/2"	25	100
471-LTI2	3/4"	10	50
472-LTI2	1"	5	25
473-LTI2	1 1/4"	5	2

Cast Zinc

Catalog Number	Trade Size	Unit Qty.	Std. Pkg.
474-LT2	1 1/2"	2	10
475-LT2	2"	---	5
476-LT2	2 1/2"	---	1
477-LT2	3"	---	1
478-LT2	3 1/2"	---	1
479-LT2	4"	---	1

Cast Zinc / Insulated Throat - 105°C

Catalog Number	Trade Size	Unit Qty.	Std. Pkg.
474-LTI2	1 1/2"	2	10
475-LTI2	2"	---	5
476-LTI2	2 1/2"	---	1
477-LTI2	3"	---	1
478-LTI2	3 1/2"	---	1
479-LTI2	4"	---	1

Liquid Tight Connectors, 90°



Steel



Malleable Iron



90° connector for use with metallic liquid tight conduit.
NPT Threads. Polypropylene or Polyethylene gasket.
NEMA TYPE 2,3,3R,4 & 12

Suitable for use in Class 1 Division 2, - Class II, Divisions
1 & 2; and Class III, Divisions 1 & 2 per NEC 501.30 (B)

UL File No. E9391: Steel: 476-SLT thru 479-SLT;
476-SLTI thru 479-SLTI

SP File No. LR39354: Steel

Malleable Iron Bodies /
Zinc Plated Steel Nuts

Catalog Number	Trade Size	Unit Qty.	Std. Pkg.
469-SLT	3/8"	25	100
470-SLT	1/2"	25	100
471-SLT	3/4"	10	50
472-SLT	1"	5	25
473-SLT	1 1/4"	5	25
474-SLT	1 1/2"	2	10
475-SLT	2"	---	5

Malleable Iron

Catalog Number	Trade Size	Unit Qty.	Std. Pkg.
476-SLT	2 1/2"	---	1
477-SLT	3"	---	1
478-SLT	3 1/2"	---	1
479-SLT	4"	---	1

Malleable Iron Bodies /
Zinc Plated Steel Nuts
Insulated Throat - 105°C

Catalog Number	Trade Size	Unit Qty.	Std. Pkg.
469-SLTI	3/8"	25	100
470-SLTI	1/2"	25	100
471-SLTI	3/4"	10	50
472-SLTI	1"	5	25
473-SLTI	1 1/4"	5	25
474-SLTI	1 1/2"	2	10
475-SLTI	2"	---	5

Malleable Iron / Insulated Throat - 105°C

Catalog Number	Trade Size	Unit Qty.	Std. Pkg.
476-SLTI	2 1/2"	---	1
477-SLTI	3"	---	1
478-SLTI	3 1/2"	---	1
479-SLTI	4"	---	1

Liquid Tight Fittings


US STEEL 90°Connectors

Made in the USA Liquid Tight Connectors, 90°



90° connector for use with metallic liquid tight conduit. NPT Threads. Polypropylene or Polyethylene gasket. NEMA TYPE 2,3,3R,4 &12.

Suitable for use in Class 1 Division 2, - Class II, Divisions 1 & 2; and Class III, Divisions 1 & 2 per NEC 501.30 (B)

 File No. E9391



Malleable Iron Bodies / Zinc Plated Steel Nuts

Catalog Number	Trade Size	Unit Qty.	Std. Pkg.
469-SLTUS	3/8"	25	100
470-SLTUS	1/2"	25	100
471-SLTUS	3/4"	10	50
472-SLTUS	1"	5	25
473-SLTUS	1 1/4"	5	25
474-SLTUS	1 1/2"	2	10
475-SLTUS	2"	---	5

Malleable Iron

Catalog Number	Trade Size	Unit Qty.	Std. Pkg.
476-SLTUS	2 1/2"	---	1
477-SLTUS	3"	---	1
478-SLTUS	3 1/2"	---	1
479-SLTUS	4"	---	1

Malleable Iron Bodies / Zinc Plated Steel Nuts Insulated Throat - 105°C

Catalog Number	Trade Size	Unit Qty.	Std. Pkg.
469-SLTIUS	3/8"	25	100
470-SLTIUS	1/2"	25	100
471-SLTIUS	3/4"	10	50
472-SLTIUS	1"	5	25
473-SLTIUS	1 1/4"	5	25
474-SLTIUS	1 1/2"	2	10
475-SLTIUS	2"	---	5

Malleable Iron / Insulated Throat - 105°C

Catalog Number	Trade Size	Unit Qty.	Std. Pkg.
476-SLTIUS	2 1/2"	---	1
477-SLTIUS	3"	---	1
478-SLTIUS	3 1/2"	---	1
479-SLTIUS	4"	---	1

Liquid Tight Connectors, Straight & 90°



429-NMLT



470-NMLT

Nonmetallic straight and 90° connectors for use with nonmetallic "Type B" liquid tight conduit. Sunlight resistant. NPT Threads. Polypropylene or Polyethylene gaskets. NEMA TYPE 2,3,3R,4,4X &12.

File No. E9391

Straight Nonmetallic

Catalog Number	Trade Size	Unit Qty.	Std. Pkg.
429-NMLT	3/8"	25	100
430-NMLT	1/2"	25	100
431-NMLT	3/4"	10	50
432-NMLT	1"	5	25
433-NMLT	1 1/4"	5	25
434-NMLT	1 1/2"	2	10
435-NMLT	2"	2	10

90° Nonmetallic

Catalog Number	Trade Size	Unit Qty.	Std. Pkg.
469-NMLT	3/8"	25	100
470-NMLT	1/2"	25	100
471-NMLT	3/4"	10	50
472-NMLT	1"	5	25
473-NMLT	1 1/4"	2	10
474-NMLT	1 1/2"	2	10
475-NMLT	2"	2	10

Screw-On Liquid Tight Connectors, Straight & 90°



430-NMLTS



470-NMLTS

Nonmetallic straight and 90° connectors for use with nonmetallic "Type B" liquid tight conduit. Connectors simply screw onto conduit. No tools required! Sunlight resistant. NPT Threads. Rubber O-ring. NEMA TYPE 2,3,3R,4,4X &12.

File No. E9391



Straight Nonmetallic

Catalog Number	Trade Size	Unit Qty.	Std. Pkg.
430-NMLTS	1/2"	25	100
431-NMLTS	3/4"	25	100


90° Nonmetallic

Catalog Number	Trade Size	Unit Qty.	Std. Pkg.
470-NMLTS	1/2"	10	100
471-NMLTS	3/4"	10	100

Transition Couplings



Coupling used to join either metallic or nonmetallic "Type B" liquid tight to EMT. Concrete-tight. UL Listed "Raintight". Patented. US Patent 7,390,027.

 File No. E24001




Zinc Die Cast

Catalog Number	EMT Trade Size	LT Trade Size	Unit Qty.	Std. Pkg.
4360-DC	1/2"	1/2"	25	100
4361-DC	3/4"	3/4"	10	50
4362-DC	1"	1"	10	50
4363-DC	1 1/4"	1 1/4"	5	25
4364-DC	1 1/2"	1 1/2"	5	25
4365-DC	2"	2"	5	20

Raintight Transition Couplings



Used to join rigid or IMC to metallic liquid tight conduit. Concrete-tight.

 File No. E9391



Steel

Catalog Number	LT Trade Size	Rigid Trade Size	Unit Qty.	Std. Pkg.
4369-LT	3/8"	1/2"	25	125
4370-LT	1/2"	1/2"	20	100
4371-LT	3/4"	3/4"	10	50
4372-LT	1"	1"	5	25
4373-LT	1 1/4"	1 1/4"	4	20
4374-LT	1 1/2"	1 1/2"	3	15
4375-LT	2"	2"	2	10

Liquid Tight Sealing Rings



Provides liquid tight sealing with connector to box or enclosure. Rubber with steel retaining ring. NEMA TYPE 2,3,3R, 4.

UL_{us} File No. E11259




Polyethylene with Steel Retainer

Catalog Number	Trade Size	Unit Qty.	Std. Pkg.
SR-050	1/2"	100	400
SR-075	3/4"	100	400
SR-100	1"	100	400
SR-125	1 1/4"	50	200
SR-150	1 1/2"	50	200
SR-200	2"	50	200
SR-250	2 1/2"	---	5
SR-300	3"	---	5
SR-350	3 1/2"	---	5
SR-400	4"	---	5

Mighty-Seal® Raintight PUSH-EMT® Connectors



Connecting EMT has never been this fast and easy. Simply push the connector onto the conduit for a raintight/wet location seal. Removable and reusable. Approximately 75% quicker to install than conventional fittings. NEMA TYPE 2,3,3R & 4. NPSM Threads. Neoprene Gasket. Patented. US Patent 8,474,877; 7,841,630.

 File No. E24001



Zinc Die Cast

Catalog Number	Trade Size	Unit Qty.	Std. Pkg.
250-MSRT	1/2"	25	250
251-MSRT	3/4"	25	250

Zinc Die Cast / Insulated Throat - 105°C

Catalog Number	Trade Size	Unit Qty.	Std. Pkg.
250-MSRTI	1/2"	25	250
251-MSRTI	3/4"	25	250

Mighty-Seal® PUSH-EMT® Couplings



Connecting EMT has never been this fast and easy. Simply push the coupling onto the conduit for a raintight/wet location seal. Removable and reusable. Approximately 75% quicker to install than conventional fittings. Patented. US Patent 8,474,877; 7,841,630.

 File No. E24001




Zinc Die Cast

Catalog Number	Trade Size	Unit Qty.	Std. Pkg.
260-MSRT	1/2"	25	250
261-MSRT	3/4"	25	250

Extra Long Raintight Compression Connectors



Compression style connector with internal sealing ring and knockout gasket to create a raintight seal when connecting EMT to box or enclosure. Extra long threads for connecting to thicker enclosures and solar combiner boxes. NEMA TYPE 2,3,3R & 4. NPSM Threads. These have rubber gaskets with steel retaining rings. Patented. US Patent D787,648; 7,976,070; 7,604,261; 7,390,027

 File No. E24001


Zinc Die Cast

Catalog Number	Trade Size	Unit Qty.	Std. Pkg.	Thread Length
250-RT2XL	1/2"	50	500	0.995"
251-RT2XL	3/4"	25	250	1.023"
252-RT2XL	1"	15	150	1.088"

Made in the USA Raintight Compression Connectors



Compression style connector with internal sealing ring and knockout gasket to create a raintight seal when connecting EMT to box or enclosure. NEMA TYPE 2,3,3R & 4. NPT Threads. 1/2" and 3/4" have a polyethylene gasket. Other sizes have rubber gaskets with steel retaining rings. Patented. US Patent 9,787,070; 9,343,883; 7,976,070; 7,604,261; 7,390,027.

 File No. E24001

Zinc Die Cast

Catalog Number	Trade Size	Unit Qty.	Std. Pkg.
250-RT2US	1/2"	50	500
251-RT2US	3/4"	25	250
252-RT2	1"	15	150
253-RT2	1 1/4"	10	100
254-RT2	1 1/2"	10	40
255-RT2	2"	---	10

Zinc Die Cast / Insulated Throat - 105°C


Catalog Number	Trade Size	Unit Qty.	Std. Pkg.
250-RTI2US	1/2"	50	500
251-RTI2US	3/4"	25	250
252-RTI2	1"	15	150
253-RTI2	1 1/4"	10	100
254-RTI2	1 1/2"	10	40
255-RTI2	2"	---	10
256-RTI2	2 1/2"	---	12
257-RTI2	3"	---	12
258-RTI2*	3 1/2"	---	6
259-RTI2*	4"	---	6

*Consult factory for availability.

Raintight Compression Connectors



Compression style connector with internal sealing ring and knockout gasket to create a raintight seal when connecting EMT to box or enclosure. NEMA TYPE 2,3,3R & 4. NPT Threads. 1/2" and 3/4" have a polyethylene gasket. Patented. US Patent 7,976,070; 7,604,261; 7,390,027.

 File No. E24001



Zinc Die Cast

Catalog Number	Trade Size	Unit Qty.	Std. Pkg.
250-RT2	1/2"	50	500
251-RT2	3/4"	25	250

Zinc Die Cast / Insulated Throat - 105°C

Catalog Number	Trade Size	Unit Qty.	Std. Pkg.
250-RTI2	1/2"	50	500
251-RTI2	3/4"	25	250

Raintight Compression Couplings



Compression style coupling used to join two lengths of EMT. Internal sealing rings create a raintight seal. Patented. US Patent 7,976,070; 7,604,261; 7,390,0271.

 File No. E24001



Zinc Die Cast

Catalog Number	Trade Size	Unit Qty.	Std. Pkg.
260-RT	1/2"	50	500
261-RT	3/4"	25	250

Made in the USA Raintight Compression Couplings



Compression style coupling used to join two lengths of EMT. Internal sealing rings create a raintight seal. Patented. US Patent 9,787,070; 9,343,883; 7,976,070; 7,604,261; 7,390,027.

File No. E24001

Zinc Die Cast

Catalog Number	Trade Size	Unit Qty.	Std. Pkg.
260-RTUS	1/2"	50	500
261-RTUS	3/4"	25	250
262-RT	1"	15	150
263-RT	1 1/4"	10	100
264-RT	1 1/2"	10	40
265-RT	2"	---	10
266-RT	2 1/2"	---	12
267-RT	3"	---	12
268-RT*	3 1/2"	---	6
269-RT*	4"	---	6

*Consult factory for availability.

Raintight Compression Connectors



Compression type connector with internal sealing ring and knockout gasket to create a raintight seal when connecting EMT to box or enclosure. NEMA TYPE 2,3,3R & 4. NPSM Threads. BUNA-N Gasket. Patented. US Patent 7,976,070; 7,604,261; 7,390,027.

File No. E24001

Zinc Plated Steel

Catalog Number	Trade Size	Unit Qty.	Std. Pkg.
250-SRT	1/2"	25	250
251-SRT	3/4"	25	250
252-SRT	1"	10	100
253-SRT	1 1/4"	---	25
254-SRT	1 1/2"	---	25
255-SRT	2"	---	10
256-SRT	2 1/2"	2	10
257-SRT	3"	2	10
258-SRT	3 1/2"	---	6
259-SRT	4"	---	6

Zinc Plated Steel / Insulated Throat - 105°C

Catalog Number	Trade Size	Unit Qty.	Std. Pkg.
250-SRTI	1/2"	25	250
251-SRTI	3/4"	25	250
252-SRTI	1"	10	100
253-SRTI	1 1/4"	---	25
254-SRTI	1 1/2"	---	25
255-SRTI	2"	---	10
256-SRTI	2 1/2"	2	10
257-SRTI	3"	2	10
258-SRTI	3 1/2"	---	6
259-SRTI	4"	---	6

Raintight Compression Couplings



Compression style coupling used to join two lengths of EMT. Internal sealing rings create a raintight seal. Concrete-tight/Raintight. Patented. US Patent 7,976,070; 7,604,261; 7,390,027.

©UL_{us} File No. E24001



Zinc Plated Steel

Catalog Number	Trade Size	Unit Qty.	Std. Pkg.
260-SRT	1/2"	25	250
261-SRT	3/4"	20	200
262-SRT	1"	10	100
263-SRT	1 1/4"	---	25
264-SRT	1 1/2"	---	25
265-SRT	2"	---	10
266-SRT	2 1/2"	2	10
267-SRT	3"	2	10
268-SRT	3 1/2"	---	6
269-SRT	4"	---	6

Raintight Rigid Compression Connectors



Compression type connector used to join unthreaded steel rigid conduit to box or enclosure in a wet location.

©UL_{us} File No. E9391



Zinc Plated Steel

Catalog Number	Trade Size	Unit Qty.	Std. Pkg.
3000-RT	1/2"	25	100
3001-RT	3/4"	25	100
3002-RT	1"	5	25
3003-RT	1 1/4"	5	25
3004-RT	1 1/2"	2	10
3005-RT	2"	1	5

Raintight Rigid Compression Couplings



Compression type connector used to join unthreaded steel rigid conduit to box or enclosure in a wet location.

©UL_{us} File No. E9391



Zinc Plated Steel

Catalog Number	Trade Size	Unit Qty.	Std. Pkg.
3100-RT	1/2"	25	100
3101-RT	3/4"	25	100
3102-RT	1"	5	25
3103-RT	1 1/4"	5	25
3104-RT	1 1/2"	2	10
3105-RT	2"	1	5

Mighty-Merge® Raintight Transition Couplings



Zinc Die Cast

Catalog Number	EMT Trade Size	Rigid Trade Size	Unit Qty.	Std. Pkg.
290-RT	1/2"	1/2"	25	100
291-RT	3/4"	3/4"	25	100
292-RT	1"	1"	10	50
293-RT	1 1/4"	1 1/4"	5	25
294-RT	1 1/2"	1 1/2"	2	20
295-RT	2"	2"	2	20
299-RT	4"	4"	1	5

Couplings used to transition EMT to rigid for a secure raintight/wet location seal. Female NPT Threads. Patented. US Patent 7,390,027.



Mighty-Seal® Raintight Connectors for NPT Threaded Hubs



Zinc Die Cast

Catalog Number	EMT Trade Size	Unit Qty.	Std. Pkg.
250-RTNPT	1/2"	25	100
251-RTNPT	3/4"	25	100
252-RTNPT	1"	10	50

Connectors used to join EMT to suitable NPT conduit bodies, enclosures, and hubs. Male NPT threads provide a secure raintight/wet location seal. Patented. US Patent 7,390,027.




Transition Couplings



Zinc Die Cast

Catalog Number	EMT Trade Size	LT Trade Size	Unit Qty.	Std. Pkg.
4360-DC	1/2"	1/2"	25	100
4361-DC	3/4"	3/4"	10	50
4362-DC	1"	1"	10	50
4363-DC	1 1/4"	1 1/4"	5	25
4364-DC	1 1/2"	1 1/2"	5	25
4365-DC	2"	2"	5	20

Coupling used to join either metallic or nonmetallic (Type "B") liquid tight to EMT. Concrete-tight. UL Listed "Raintight". Patented. US Patent 7,390,027.

 File No. E24001

Raintight Transition Couplings




Steel

Catalog Number	LT Trade Size	Rigid Trade Size	Unit Qty.	Std. Pkg.
4369-LT	3/8"	1/2"	25	125
4370-LT	1/2"	1/2"	20	100
4371-LT	3/4"	3/4"	10	50
4372-LT	1"	1"	5	25
4373-LT	1 1/4"	1 1/4"	4	20
4374-LT	1 1/2"	1 1/2"	3	15
4375-LT	2"	2"	2	10

Used to join rigid or IMC to metallic liquid tight conduit. Concrete-tight.

 Listed "Raintight"

 File No. E9391


UF Connectors



Zinc Die Cast

Catalog Number	Trade Size	Cable Size		Unit Qty.	Std. Pkg.
		Min.	Max.		
761-UF	1/2"	14/2 (.250")	10/2 (.500")	25	100
762-UF	3/4"	14/3 (.260")	10/3 (.720")	10	50

Connector provides watertight seal around underground feeder cable. Tapered (NPT) threads.

 File No. E11698

Watertight Service Entrance Cable Connectors



Zinc Die Cast


Catalog Number	K.O. Size	Grommet Opening Size	Unit Qty.	Std. Pkg.
763-6	1"	.460" x .698"	10	100
763-8	1"	.406" x .688"	10	100
764-2	1 1/4"	.600" x 1.000"	5	50
764-2N	1 1/4"	.665" x 1.094"	5	50
764-3	1 1/4"	.560" x .950"	5	50
765-2	1 1/2"	.865" x 1.325"	---	25
765-3	1 1/2"	.875" x 1.375"	---	25
766-2	2"	.837" x 1.326"	---	10
766-3	2"	.870" x 1.370"	---	10
766-4	2"	.900" x 1.500"	---	10
766-4N	2"	1.090" x 1.694"	---	10


Compression type connector which provides watertight seal around service entrance cable.

Threaded Hubs



To secure threaded rigid service entrance conduit to box or enclosure. Insulated throat rated 105°C. BUNA-N sealing ring completely encircles knockout to prevent contaminants from entering enclosure. Concrete-tight. Female NPT threads. Male NPSM threads. NEMA TYPE 2,3,3R & 4.

 File No. E9391: Type 4 - Water Tight

 File No. LR39354

Note: UL listing not applicable to 5" & 6" Malleable Iron.



Zinc Die Cast

Catalog Number	Trade Size	Unit Qty.	Std. Pkg.
151-DC	1/2"	25	100
152-DC	3/4"	25	100
153-DC	1"	10	50
154-DC	1 1/4"	5	25
155-DC	1 1/2"	2	20
156-DC	2"	2	20
157-DC	2 1/2"	---	10
158-DC	3"	---	5
159-DC	3 1/2"	1	5
160-DC	4"	1	5

Grounding Hubs



Used to secure threaded rigid service entrance conduit to box or enclosure. Bridgeport Grounding Hubs provide a point of attachment for a ground wire per 2014 NEC Article 250.92(B). Listed for use in wet locations.

 Listed



Zinc Die Cast

Catalog Number	K.O. Size	Lug Size	Unit Qty.	Std. Pkg.
166-DCG	2"	14 to 1/0	2	20
167-DCG	2 1/2"	14 to 1/0	1	10
168-DCG	3"	14 to 1/0	1	5
169-DCG	3 1/2"	6 to 3/0	1	5
170-DCG	4"	6 to 3/0	1	5

Mighty-Align® Self-Aligning, Raintight, Three-Piece Conduit Couplings



Used to join two lengths of threaded rigid and IMC conduit. NPT thread. Buna-N O-ring. NEMA Type 2,3,3R & 4. Patented. US Patent 7,350,832.

File No. E9391

Malleable Iron

Catalog Number	Trade Size	Unit Qty.	Std. Pkg.
1121-RT	1/2"	25	100
1122-RT	3/4"	10	100
1123-RT	1"	5	50
1124-RT	1 1/4"	---	25
1125-RT	1 1/2"	---	20
1126-RT	2"	---	10
1127-RT	2 1/2"	---	5
1128-RT	3"	---	5
1129-RT	3 1/2"	---	4
1130-RT	4"	---	5

Mighty-Seal® Raintight Reducing Sealing Washers



Used when a concentric knockout breaks out larger than expected. Maintains NEMA 2,3,3R & 4 rating on listed enclosures. Includes one coated and one uncoated washer. Coated washer installs on the exterior of the box. Sunlight resistant. Patented. US Patent 9,709,171.

File No. E11259

EPDM Rubber Coated Galvanized Steel

Catalog Number	Trade Size	Std. Qty.	Master Pkg.
1061-RT	3/4" - 1/2"	20	200
1062-RT	1" - 1/2"	20	200
1063-RT	1" - 3/4"	20	200
1064-RT	1 1/4" - 1/2"	20	200
1065-RT	1 1/4" - 3/4"	20	200
1066-RT	1 1/4" - 1"	20	200
1071-RT	2" - 1/2"	10	100
1072-RT	2" - 3/4"	10	100
1073-RT	2" - 1"	10	100
1074-RT	2" - 1 1/4"	10	100

Mighty-Seal® PVC Jacketed MC and TECK Cable Connectors



CONCRETE-TIGHT RAIN TIGHT

For connecting PVC jacketed MC cable (parking deck/lot cable) or TECK cable to box or enclosure. Simply strip 7/8" to 1" of jacket from end of cable, loosen nut, and push cable into connector until cable reaches end stop. Tighten nut for raintight connection. Knockout gasket provides positive seal at 1/2" K.O. NPT tapered threads permits installation in threaded boxes. The 595-DC2C, 596-DC2C and 895-DC2C have a Cor-Shield Polyolefin coating and are listed for direct burial. Concrete-tight. NPT Thread. Polyethylene gasket. NEMA TYPE 2,3,3R, 4. DC2C versions are also NEMA TYPE 4X. Patented. US Patent D604,242; 6,737,584.

© US File No. E20534 (except 595-DC2C, 596-DC2C and 895-DC2C)

© Listed: 595-DC2C, 596-DC2C and 895-DC2C

Zinc Die Cast

Cat No.	NPT Size	JMC	TECK 90	JMC Armor O.D.	TECK 90 Armor O.D.	JMC Jacket O.D.	TECK 90 Jacket O.D.	Unit Qty.	Std. Qty.
595-DC2	1/2"	12/2 to 10/3	14/2 to 12/2	.500" - .610"	.500" - .610"	.605" - .710"	.650" - .686"	15	60
596-DC2	1/2"	10/4 to 8/3	12/3 to 10/3	.645" - .685"	.650 - .700"	.723" - .795"	.710" - .761"	15	60
597-DC2	3/4"	8/4 to 6/3	10/4 - 8/3	.793" - .890"	.780" - .900"	.893" - .965"	.804" - .917"	5	50
895-DC2	1/2"	12/2 to 10/3	14/2 to 12/2	.500" - .610"	.500" - .610"	.605" - .710"	.650" - .686"	10	40

Zinc Die Cast / Insulated Throat - 105°C

Cat No.	NPT Size	JMC	TECK 90	JMC Armor O.D.	TECK 90 Armor O.D.	JMC Jacket O.D.	TECK 90 Jacket O.D.	Unit Qty.	Std. Qty.
595-DCI2	1/2"	12/2 to 10/3	14/2 to 12/2	.500" - .610"	.500" - .610"	.605" - .710"	.650" - .686"	15	60
596-DCI2	1/2"	10/4 to 8/3	12/3 to 10/3	.645" - .685"	.650 - .700"	.723" - .795"	.710" - .761"	15	60
895-DCI2	1/2"	12/2 to 10/3	14/2 to 12/2	.500" - .610"	.500" - .610"	.605" - .710"	.650" - .686"	10	40

Zinc Die Cast / Cor-Shield Polyolefin Coating

Cat No.	NPT Size	JMC	TECK 90	JMC Armor O.D.	TECK 90 Armor O.D.	JMC Jacket O.D.	TECK 90 Jacket O.D.	Unit Qty.	Std. Qty.
595-DC2C	1/2"	12/2 to 10/3	14/2 to 12/2	.500" - .610"	.500" - .610"	.605" - .710"	.650" - .686"	10	40
596-DC2C	1/2"	10/4 to 8/3	12/3 to 10/3	.645" - .685"	.650 - .700"	.723" - .795"	.710" - .761"	10	40
895-DC2C	1/2"	12/2 to 10/3	14/2 to 12/2	.500" - .610"	.500" - .610"	.605" - .710"	.650" - .686"	10	40

Sealing Locknuts



Used to provide raintight seal when fastening threaded conduit to unthreaded opening in a box or enclosure. NPSL Thread. PVC gasket. NEMA TYPE 2,3,3R, 4.

 File No. E9391

Steel / PVC Seal

Catalog Number	Trade Size	Unit Qty.	Std. Pkg.
141	1/2"	50	200
142	3/4"	25	100
143	1"	25	100
144	1 1/4"	25	100
145	1 1/2"	25	100
146	2"	25	100
147	2 1/2"	5	25
148	3"	5	25
149	3 1/2"	5	25
150	4"	5	25

Liquid Tight Sealing Rings



Provides liquid tight sealing with connector to box or enclosure. Rubber with steel retaining ring. NEMA TYPE 2,3,3R, 4.

 File No. E11259



Polyethylene With Steel Retainer

Catalog Number	Trade Size	Unit Qty.	Std. Pkg.
SR-050	1/2"	100	400
SR-075	3/4"	100	400
SR-100	1"	100	400
SR-125	1 1/4"	50	200
SR-150	1 1/2"	50	200
SR-200	2"	50	200
SR-250	2 1/2"	---	5
SR-300	3"	---	5
SR-350	3 1/2"	---	5
SR-400	4"	---	5

EMT Conduit Body with Integral Raintight Connector, Type LB



LB Conduit Bodies with Integral Raintight Connectors allows access to the interior of a conduit system for inspection, pulling and maintenance, without needing to thread connectors into a conduit body entry.

These conduit bodies come with stainless steel screws, an aluminum cover, and a neoprene gasket. NEMA TYPE 2,3,3R & 4.

Aluminum with Cover and Gasket

Catalog Number	EMT Trade Size	Unit Qty.	Std. Pkg.	Volume	Max Wire Size AWG.
LB-42RT	3/4"	10	60	7.7 cubic in (126 cubic cm)*	3 - #6
LB-43RT	1"	5	30	13.8 cubic in (227 cubic cm)*	3 - #4

*Refer to product label/markings for exact dimensions.

EMT Conduit Body with Integral Raintight Connector, Type LLR



LLR Conduit Bodies with Integral Raintight Connectors allows access to the interior of a conduit system for inspection, pulling and maintenance, without needing to thread connectors into a conduit body entry.

These conduit bodies come with stainless steel screws, an aluminum cover, and a neoprene gasket. NEMA TYPE 2,3,3R & 4.

Aluminum with Cover and Gasket

Catalog Number	EMT Trade Size	Unit Qty.	Std. Pkg.	Volume	Max Wire Size AWG.
LLR-42RT	3/4"	10	60	9.0 cubic in (147 cubic cm)*	3 - #6
LLR-43RT	1"	5	30	15.0 cubic in (246 cubic cm)*	3 - #4

*Refer to product label/markings for exact dimensions.

Bushings

Split Bushings

Mighty-Rite® Split Grounding Bushings



Install your bushings on conduit or fittings before or after pulling wire and making connections. Mighty-Rite's innovative hinged design adjusts and aligns easier – even in tight spots. Our adjustable lay-in lugs accept and position conductors for simple access. Mighty-Rite's unique split design and ease-of-use allows shorter facility downtime when upgrading existing power and data systems.

All Zinc Die Cast Mighty-Rites are now available with Stainless steel hardware and UV stabilized insulators, for use in outdoor applications.

150°C Captive Nylon Insulator. Patented.
US Patent 8,419,449; 7,182,611; 6,840,782.

UL_{us} File No. E20412



Zinc Die Cast / Tin Plated Aluminum Alloy Lug / Stainless Steel Screws

Catalog Number	Grounding Lug Wire Capacity		Trade Size	Unit Qty.	Std. Pkg.
	Min. Solid Strand	Max. Solid Strand			
SGB-382CL	14 to 4		3/4"	25	250
SGB-383CL	14 to 4		1"	25	250
SGB-38414	14 to 4		1 1/4"	20	200
SGB-384CL	14 to 1/0		1 1/4"	20	200
SGB-38514	14 to 4		1 1/2"	20	200
SGB-385CL	14 to 1/0		1 1/2"	20	200
SGB-38614	14 to 4		2"	10	100
SGB-386CL	14 to 1/0		2"	10	100
SGB-38740	6 to 250 MCM		2 1/2"	---	25
SGB-387CL	14 to 1/0		2 1/2"	---	25
SGB-38840	6 to 250 MCM		3"	---	25
SGB-388CL	14 to 1/0		3"	---	25
SGB-38940	6 to 250 MCM		3 1/2"	---	25
SGB-389CL	6 to 3/0		3 1/2"	---	25
SGB-39040	6 to 250 MCM		4"	---	20
SGB-390CL	6 to 3/0		4"	---	20

Mighty-Rite® Split Grounding Bushings



Install your bushings on conduit or fittings before or after pulling wire and making connections. Mighty-Rite's innovative hinged design adjusts and aligns easier – even in tight spots. Our adjustable lay-in lugs accept and position conductors for simple access. Mighty-Rite's unique split design and ease-of-use allows shorter facility downtime when upgrading existing power and data systems.

150°C Captive Nylon Insulator. Patented.
US Patent 8,419,449; 7,182,611; 6,840,782.

UL_{us} File No. E20412

Zinc Plated Steel / Tin Plated Aluminum Alloy Lug / Zinc Plated Steel Screws

Catalog Number	Grounding Lug Wire Capacity		Trade Size	Unit Qty.	Std. Pkg.
	Min. Solid Strand	Max. Solid Strand			
SGBS-381CL	14 to 4		1/2"	25	250
SGBS-382CL	14 to 4		3/4"	25	250
SGBS-383CL	14 to 4		1"	25	250
SGBS-38414	14 to 4		1 1/4"	20	200
SGBS-384CL	14 to 1/0		1 1/4"	20	200
SGBS-38514	14 to 4		1 1/2"	20	200
SGBS-385CL	14 to 1/0		1 1/2"	20	200
SGBS-38614	14 to 4		2"	10	100
SGBS-386CL	14 to 1/0		2"	10	100
SGBS-38740	6 to 250 MCM		2 1/2"	---	25
SGBS-387CL	14 to 1/0		2 1/2"	---	25
SGBS-38840	6 to 250 MCM		3"	---	25
SGBS-388CL	14 to 1/0		3"	---	25
SGBS-38940	6 to 250 MCM		3 1/2"	---	25
SGBS-389CL	6 to 3/0		3 1/2"	---	25
SGBS-39040	6 to 250 MCM		4"	---	20
SGBS-390CL	6 to 3/0		4"	---	20
SGBS-39050	350 to 500 MCM		4"	---	10
SGBS-39150	350 to 500 MCM		5"	---	10
SGBS-39250	350 to 500 MCM		6"	---	10

Mighty-Rite® Nonmetallic Split Bushings



Patented split design allows for installation after conductors have been pulled. Used with a locknut to terminate threaded rigid and IMC or fittings to a box or enclosure. Used with a connector to prevent damage to wire insulation. Rated 105°C. Patented. US Patent 9,012,791; 9,000,310; D721,652.

 File No. E9391

Nonmetallic Split Bushing

Catalog Number	Trade Size	Unit Qty.	Std. Pkg.
SB-383NM	1"	25	250
SB-384NM	1 1/4"	20	200
SB-385NM	1 1/2"	20	200
SB-386NM	2"	10	100
SB-387NM	2 1/2"	---	25
SB-388NM	3"	---	25
SB-389NM	3 1/2"	---	25
SB-390NM	4"	---	20

Mighty-Rite® Threadless Split Grounding Bushings



Install your bushings on threadless EMT or Rigid conduit before or after pulling wire and making connections. Mighty-Rite's innovative hinged design adjusts and aligns easier – even in tight spots. Our adjustable lay-in lugs accept and position conductors for simple access. Mighty-Rite's unique split design and ease-of-use allows shorter facility downtime when upgrading existing power and data systems.

150°C Captive Nylon Insulator. Patented. US Patent 8,419,449; 7,182,611; 6,840,782.

 File No. E20412

Zinc Plated Steel / Tin Plated Aluminum Alloy Lug / Zinc Plated Steel Screws

Catalog Number	Grounding Lug Wire Capacity		Trade Size	Unit Qty.	Std. Pkg.
	Min.	Max. Solid Strand			
SGBTL383CL	14	to 4	1"	15	150
SGBTL384CL	14	to 1/0	1 1/4"	10	100
SGBTL385CL	14	to 1/0	1 1/2"	10	100
SGBTL386CL	14	to 1/0	2"	10	100
SGBTL38740	6	to 250 MCM	2 1/2"	---	25
SGBTL38840	6	to 250 MCM	3"	---	25
SGBTL38940	6	to 250 MCM	3 1/2"	---	25
SGBTL39040	6	to 250 MCM	4"	---	20

Threadless Grounding Bushings



Used to terminate threadless rigid conduit or IMC to a cabinet. Tin Plated Aluminum alloy lug provided for bonding jumper to neutral busbar. Plastic liner prevents damage to wire insulation.

 File No. E20412

Zinc Die Cast / Zinc Plated Steel Screws / Tin Plated Aluminum Alloy Lug

Catalog Number	Grounding Lug Wire Capacity		Trade Size	Unit Qty.	Std. Pkg.
	Min. Solid Strand	Max. Solid Strand			
TL-381	14 to 4		1/2"	50	500
TL-382	14 to 4		3/4"	50	500
TL-383	14 to 4		1"	25	250
TL-384	8 to 1/0		1 1/4"	20	200
TL-38414	14 to 4		1 1/4"	20	200
TL-385	8 to 1/0		1 1/2"	20	200
TL-38514	14 to 4		1 1/2"	20	200
TL-386	8 to 1/0		2"	10	100
TL-38614	14 to 4		2"	10	100
TL-387	8 to 1/0		2 1/2"	---	25
TL-38740	6 to 250MCM		2 1/2"	---	25
TL-388	8 to 1/0		3"	---	25
TL-38840	6 to 250MCM		3"	---	25
TL-389	6 to 3/0		3 1/2"	---	25
TL-38940	6 to 250MCM		3 1/2"	---	25
TL-390	6 to 3/0		4"	---	20
TL-39040	6 to 250MCM		4"	---	20

Insulated Grounding Bushings



Used with locknut to terminate service conduit or fittings to cabinet. Tin Plated Aluminum alloy lug provided for bonding jumper to neutral busbar. Plastic liner prevents damage to wire insulation.

 File No. E20412

Malleable Iron / Zinc Plated Steel Screws / Plastic Metaliner - 150°C

Catalog Number	Grounding Lug Wire Capacity		Trade Size	Unit Qty.	Std. Pkg.
	Min. Solid Strand	Max. Solid Strand			
381	14 to 4		1/2"	50	500
382	14 to 4		3/4"	50	500
383	14 to 4		1"	25	250
384	14 to 1/0		1 1/4"	20	200
384-14	14 to 4		1 1/4"	20	200
385	14 to 1/0		1 1/2"	20	200
385-14	14 to 4		1 1/2"	20	200
386	14 to 1/0		2"	10	100
386-14	14 to 4		2"	10	100
387	14 to 1/0		2 1/2"	---	25
387-40	6 to 250 MCM		2 1/2"	---	25
388	14 to 1/0		3"	---	25
388-40	6 to 250 MCM		3"	---	25
389	14 to 1/0		3 1/2"	---	25
389-40	6 to 250 MCM		3 1/2"	---	25
390	14 to 1/0		4"	---	20
390-40	6 to 250 MCM		4"	---	20
391	6 to 250 MCM		5"	---	5
392	6 to 250 MCM		6"	---	5

Insulated Grounding Bushings



Used with locknut to terminate service conduit or fittings to cabinet. Tin Plated Aluminum alloy lug provided for bonding jumper to neutral busbar. Plastic liner prevents damage to wire insulation.

File No. E20412

Zinc Die Cast / Zinc Plated Steel Screws / Plastic Metaliner - 150°C

Catalog Number	Grounding Lug Wire Capacity		Trade Size	Unit Qty.	Std. Pkg.
	Min. Solid	Max. Strand			
381-DC	14	to 4	1/2"	50	500
382-DC	14	to 4	3/4"	50	500
383-DC	14	to 4	1"	25	250
384-DC	14	to 1/0	1 1/4"	20	200
384-DC14	14	to 4	1 1/4"	20	200
385-DC	14	to 1/0	1 1/2"	20	200
385-DC14	14	to 4	1 1/2"	20	200
386-DC	14	to 1/0	2"	10	100
386-DC14	14	to 4	2"	10	100
387-DC	14	to 1/0	2 1/2"	---	25
387-DC40	6	to 250 MCM	2 1/2"	---	25
388-DC	14	to 1/0	3"	---	25
388-DC40	6	to 250 MCM	3"	---	25
389-DC	14	to 1/0	3 1/2"	---	25
389-DC40	6	to 250 MCM	3 1/2"	---	25
390-DC	14	to 1/0	4"	---	20
390-DC40	6	to 250 MCM	4"	---	20

Bushings



Used with locknut to protect conductors inside threaded rigid or IMC conduit entering a box. Rounded surface of bushing prevents damage to wire insulation.

File No. E9391: 321 thru 332

File No. E11259: 321-B thru 330-B

File No. LR39354

Polypropylene - 105°C

Catalog Number	Trade Size	Unit Qty.	Std. Pkg.
321	1/2"	100	1000
322	3/4"	100	1000
323	1"	50	500
324	1 1/4"	---	100
325	1 1/2"	---	100
326	2"	---	50
327	2 1/2"	---	25
328	3"	---	25
329	3 1/2"	---	25
330	4"	---	20
331	5"	---	5
332	6"	---	5


Nylon - 150°C

Catalog Number	Trade Size	Unit Qty.	Std. Pkg.
321-B	1/2"	100	1000
322-B	3/4"	100	1000
323-B	1"	50	500
324-B	1 1/4"	---	100
325-B	1 1/2"	---	100
326-B	2"	---	50
327-B	2 1/2"	---	25
328-B	3"	---	25
329-B	3 1/2"	---	25
330-B	4"	---	20

Insulated Bushings



Used with locknut to protect conductors inside threaded rigid or IMC conduit entering a box. Plastic liner prevents damage to wire insulation. All products rated 150°C except catalog numbers 371 and 372 which are rated 105°C.

 File No. E9391

Malleable Iron / Plastic Metaliner

Catalog Number	Trade Size	Unit Qty.	Std. Pkg.
361	1/2"	100	1000
362	3/4"	100	1000
363	1"	50	500
364	1 1/4"	10	100
365	1 1/2"	10	100
366	2"	10	100
367	2 1/2"	2	10
368	3"	2	10
369	3 1/2"	---	5
370	4"	---	5
371	5"	---	5
372	6"	---	5


Zinc Die Cast / Plastic Metaliner


Catalog Number	Trade Size	Unit Qty.	Std. Pkg.
361-DC	1/2"	100	1000
362-DC	3/4"	100	1000
363-DC	1"	50	500
364-DC	1 1/4"	10	100
365-DC	1 1/2"	10	100
366-DC	2"	10	100
367-DC	2 1/2"	2	10
368-DC	3"	2	10
369-DC	3 1/2"	---	5
370-DC	4"	---	5

Knockout Insulating Bushings



Converts metallic box rough edged holes to smooth insulated holes for protection of electrical, voice, data and video cables.

 File No. LR24719

 File No. E240912: 9791 thru 9796


Plastic Rated 105°C

Catalog Number	K.O.	K.O. Dia.	Unit Qty.	Std. Pkg.
9791	1/2"	.875"	100	1000
9792	3/4"	1.109"	100	1000
9793	1"	1.375"	50	500
9794	1 1/4"	1.734"	50	500
9795	1 1/2"	1.984"	25	250
9796	2"	2.469"	20	100
9797	2 1/2"	2.969"	20	100

Stud Bushings

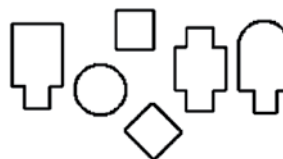


Protects wire insulation from abrasion in metal studs. Bushing allows smooth wire pulling. Used for all pre-punched shaped holes.

 File No. E11259

Polypropylene

Catalog Number	Unit Qty.	Std. Pkg.
9882	50	500



Insulating Bushings



EMT bushing insulates telephone, computer, video and other low voltage wiring from sharp edges of EMT. Complies with NEC Article 300-15(c).

Polyethylene - 90°C

Catalog Number	Trade Size	Unit Qty.	Std. Pkg.
TWB-51	1/2"	100	1000
TWB-52	3/4"	50	500
TWB-53	1"	25	250
TWB-54	1 1/4"	25	250
TWB-55	1 1/2"	---	100
TWB-56	2"	---	50
TWB-57	2 1/2"	---	25
TWB-58	3"	---	25
TWB-59	3 1/2"	---	25
TWB-60	4"	---	25

Bushing Pennies



Used inside bushing to prevent foreign matter from entering conduit.

Galvanized Steel

Catalog Number	Trade Size	Unit Qty.	Std. Pkg.
1661	1/2"	500	1000
1662	3/4"	250	500
1663	1"	100	200
1664	1 1/4"	50	100
1665	1 1/2"	50	100
1666	2"	50	100
1667	2 1/2"	50	100
1668	3"	50	100
1669	3 1/2"	25	100
1670	4"	25	100
1671	5"	25	100

Pull Caps



Used for capping EMT, rigid and most bushings.

Polyethylene

Catalog Number	Trade Size	Unit Qty.	Std. Pkg.
341	1/2"	100	1000
342	3/4"	100	1000
343	1"	100	1000
344	1 1/4"	50	250
345	1 1/2"	25	100
346	2"	25	100

Snap-In Fittings

New and Old Work Connectors

E-Z Lock® Snap-in Connectors





38ASP



74ASP

Bridgeport's ASP line of E-Z Lock® Snap-in Connectors offers superior installation speed with no tools required. To install, push the cable into the rear of the fitting, insert the fitting into the KO at an angle, and rock up to snap the front end in place.

 File No. E20534: 38ASP

 Listed: 39ASP, 74ASP

Zinc Die Cast / Insulated Throat – 105°C

Catalog Number	K.O. Size	Flex Trade Size	AC/MC/MC-PCS Cable Range		Unit Qty.	Std. Pkg.
			Min.	Max.		
38ASP	1/2"	3/8"	14/2 (.43")	10/3 (.61")	50	500
39ASP	1/2"	---	10/2 (.54")	8/3 (.73")	50	200
74ASP	3/4"	1/2"	8/3 (.73")	6/3 (.85")	25	100

Double-Snap Snap-In Connector for Old Work



Pull cable into box, snap cable into connector and snap connector into box. No tools required! Refer to the technical guide section for MCI-A and other cables.

 File No. E20534


Zinc Die Cast / Insulated Throat – 105°C

Catalog Number	K.O. Size	Flex Trade Size	AC/MC Cable Range		Unit Qty.	Std. Pkg.
			Min.	Max.		
38ACDS	1/2"	3/8"	14/2 (.40")	10/3 (.63")	50	500

E-Z Lock® Single Screw, Strap Type Connector



For connecting nonmetallic cable to box or enclosure. Also listed for use with SJO cord. Simply snap connector into electrical box. External spring steel locking tabs secures connector to electrical box. Patented E-Z Lock® design. US Patent D596,578; 7,952,034; 7,154,042; 7,151,223; 6,916,988; 6,872,886.

 File No. E11698

Zinc Die Cast

Catalog Number	K.O. Size	SJO Cord Cable Range		Nonmetallic Cable Range		Unit Qty.	Std. Pkg.
		Min.	Max.	Min.	Max.		
651SP	1/2"	18/3	12/3	(1) 14/2	(1) 10/3	100	1000
				Or			
				(2) 14/2	(2) 12/2		




E-Z Lock® Snap-In Two Screw Strap Type Connector



For connecting AC/MC/MC-PCS cable or flexible metal conduit to box or enclosure. CSA Listed for ACG90. Refer to the cable connector compatibility charts in the technical guide section for MCI-A, MC-PCS, and other cables. Patented E-Z Lock® design. US Patent 7,154,042; 7,151,223; 6,916,988; 6,872,886.

 File No. 20534

 File No. LR39354

Zinc Die Cast

Catalog Number	K.O. Size	Flex Trade Size	ACG90 Cable Range		AC/MC Cable Range		Unit Qty.	Std. Pkg.
			Min.	Max.	Min.	Max.		
840SP	1/2"	3/8"	14/2 (.44")	10/3 (.61")	14/4 (.44")	10/3 (.61")	100	1000



Snap-In Fittings

Saddle Grip Connectors

E-Z Lock® Snap-In “U” Shaped Strap Duplex Connectors



For connecting AC/MC cable or flexible metal conduit to box or enclosure. Connectors simply snap into the electrical box. Refer to the cable connector compatibility charts in the technical guide section for MCI-A and other cables. Suitable for maintaining grounding continuity when installed in accordance with the NEC. Patented E-Z Lock® design. US Patent 7,154,042; 7,151,223; 6,916,988; 6,872,886.

UL File No. E20534

Zinc Die Cast / Insulated Throat - 105°C

Catalog Number	K.O. Size	Flex	AC/MC		Unit Qty.	Std. Pkg.
		Trade Size	Cable Range			
			Min.	Max.		
SG3838ASP	1/2"	3/8"	14/4 (.42")	10/3 (.61")	20	200



E-Z Lock® Snap-In “U” Shaped Strap Connectors



SG38ASP

For connecting AC/MC/MCI-A/MC-PCS cable or flexible metal conduit to box or enclosure. Connector simply snaps into the box. The SG38ASP is CSA Listed for ACG90. Refer to the cable connector compatibility charts in the technical guide section for MCI-A, MC-PCS, and other cables. Patented E-Z Lock® design. US Patent 7,064,272; 7,154,042; 7,151,223; 6,916,988; 6,872,886.

UL File No. E20534

SP File No. LR39354: SG38ASP

Zinc Die Cast / Insulated Throat - 105°C

Catalog Number	K.O. Size	Flex	ACG90		AC/MC/MC-PCS		Unit Qty.	Std. Pkg.
		Trade Size	Cable Range		Cable Range			
			Min.	Max.	Min.	Max.		
SG38ASP	1/2"	3/8"	14/2 (.42")	10/3 (.61")	14/4 (.43")	10/3 (.61")	50	500



E-Z Lock® Duplex Connectors



3838SP

3838ASP

The 3838ASP and 3838SP are double-snap type connectors. Simply snap cables into connector and snap assembly into electrical box. No tools required! Refer to the cable connector compatibility charts in the technical guide section for MCI-A and other cables. Integral internal spring steel locking tabs fasten cable or conduit. External spring steel locking tabs secures connector to electrical box. Suitable for maintaining grounding continuity when installed in accordance with the NEC.

Patented E-Z Lock® design. US Patent 7,075,007; 7,154,042; 7,151,223; 6,916,988; 6,872,886.

UL US File No. E20534

Zinc Die Cast

Catalog Number	K.O. Size	Flex Trade Size	AC/MC Cable Range		Unit Qty.	Std. Pkg.
			Min.	Max.		
3838SP	1/2"	3/8"	14/2 (.38")	10/3 (.59")	20	200

Quick Install

Zinc Die Cast / Insulated Throat - 105°C

Catalog Number	K.O. Size	Flex Trade Size	AC/MC Cable Range		Unit Qty.	Std. Pkg.
			Min.	Max.		
3838ASP	1/2"	3/8"	14/2 (.38")	10/3 (.59")	20	200

Quick Install

Snap-In Fittings

90 Degree Connectors

E-Z Lock® Single Screw 90° Connectors



90° fitting with cover used for connecting AC/MC/MC-PCS cable to box or enclosure. Single screw design saves time and money. Connectors with patented E-Z Lock® design snap into electrical box! Concrete-tight when taped. Refer to the cable connector compatibility charts in the technical guide section for MCI-A, MC-PCS, and other cables. Patented. US Patent D530,678; 7,022,914; 7,154,042; 7,151,223; 6,916,988; 6,872,886.

©UL_{US} File No. E202876

Zinc Die Cast

Catalog Number	K.O. Size	Flex Trade Size	AC/MC/MC-PCS Cable Range		Unit Qty.	Std. Pkg.
			Min.	Max.		
802SP	1/2"	3/8"	12/2 (.48")	10/3 (.58")	25	250

Quick Install

E-Z Lock® 90° Connector Double-Screw Design



Used for connecting flexible metal conduit to box or enclosure. Simply snap connector into electrical box. External spring steel locking tabs secures connector to electrical box. Patented E-Z Lock® design. US Patent 7,154,042; 7,151,223; 6,916,988; 6,872,886.

©UL_{US} File No. E9391

Zinc Die Cast


Catalog Number	K.O. Size	Flex Trade Size	Unit Qty.	Std. Pkg.

Quick Install

E-Z Lock® Single Screw 90° Connectors



90° fitting with cover used for connecting flexible metal conduit to box or enclosure. Single screw design saves time and money. Patented E-Z Lock® design. US Patent 7,154,042; 7,151,223; 6,916,988; 6,872,886.

 File No. E9391

Zinc Die Cast

Catalog Number	K.O. Size	Flex Trade Size	Unit Qty.	Std. Pkg.
851SP	1/2"	1/2"	25	100



Zinc Die Cast / Insulated Throat - 105°C


Catalog Number	K.O. Size	Flex Trade Size	Unit Qty.	Std. Pkg.
851ASP	1/2"	1/2"	25	100



E-Z Lock® 90° Duplex Connector



90° fitting with steel cover used to connect AC/MC cable or flexible metal conduit to box or enclosure. Simply snap connector into electrical box! External spring steel locking tabs secures connector. Refer to the cable connector compatibility charts in the technical guide section for MCI-A and other cables. Patented E-Z Lock® design. US Patent 7,154,042; 7,151,223; 6,916,988; 6,872,886.

 File No. E20534

Zinc Die Cast

Catalog Number	K.O. Size	Flex Trade Size	AC/MC Cable Range		Unit Qty.	Std. Pkg.
			Min.	Max.		
84690SP	1/2"	3/8"	14/4 (.44")	10/3 (.61")	25	100



Snap-In Fittings

Steel E-Z Lock Connectors

E-Z Lock® Connectors - Zinc Plated Steel



Used to connect AC/MC cable and flexible metal conduit to box or enclosure. Use slotted, Phillips or Robertson head screwdriver. Refer to the cable connector compatibility charts in the technical guide section for MCI-A, MC-PCS, and other cables. Use with anti-short bushing. Patented. US Patent D360,188.

File No. E20534

Zinc Plated Steel / Insulated Throat - 105°C

Catalog Number	K.O. Size	Flex Trade Size	AC/MC Cable Range		Throat Opening	Unit Qty.	Std. Pkg.
			Min.	Max.			
AMC-50*	1/2"	3/8"	14/2 (.40")	10/3 (.62")	.406"	50	500
AMC-5075*	1/2"	1/2"	10/4 (.62")	6/4 (.92")	.565"	25	250
AMC-52	1/2"	3/8"	14/2 (.43")	10/3 (.62")	.560"	25	250
AMC-75*	3/4"	3/4"	10/3 (.56")	6/3 (.81")	.560"	25	100

*Also listed for MC-PCS



E-Z Lock® Connectors - Zinc Plated Steel



Used to connect AC/MC cable and flexible metal conduit to box or enclosure. No Tools Required! Just Squeeze to insert into the KO. Refer to the cable connector compatibility charts in the technical guide section for MCI-A and other cables. Use with anti-short bushing. Patented. US Patent 9,640,966.

Listed

Zinc Plated Steel / Insulated Throat - 105°C

Catalog Number	K.O. Size	Flex Trade Size	AC/MC Cable Range		Throat Opening	Unit Qty.	Std. Pkg.
			Min.	Max.			
AMC-50QI	1/2"	3/8"	14/2 (.40")	10/3 (.62")	.406"	50	500
AMC-52QI	1/2"	3/8"(2)	14/2 (.43")	10/2 (.59")	.375"	25	250



E-Z Lock® Locknut Connectors



590-DC2



590-DC12



590-DC2
(Back View)



592-DC2

Bridgeport's E-Z Lock® Locknut Connectors offers superior installation speed with minimal tools required. To install, push the cable into the rear of the fitting, insert the fitting into the KO and tighten the locknut handtight plus 1/4 turn. Internal spring steel locking ring tabs securely clamp the cable in place and ensure bonding. Ring tabs are shaped to accept cable without damage to wire insulation. Refer to the cable connector compatibility charts in the technical guide section for MCI-A, MC-PCS, and other cables.

UL[®] File No. E20534 : 590-DC2, 590-DC12

ETL[®] Listed: 591-DC2, 592-DC2

Zinc Die Cast

Catalog Number	K.O. Size	Flex Trade Size	AC/MC/MC-PCS Cable Range		Unit Qty.	Std. Pkg.
			Min.	Max.		
590-DC2	1/2"	3/8"	14/2 (.43")	10/3 (.61")	50	500
591-DC2	1/2"	---	10/2 (.54")	8/3 (.73")	50	200
592-DC2	3/4"	1/2"	8/3 (.73")	6/3 (.85")	25	100



Zinc Die Cast / Insulated Throat - 105°C

Catalog Number	K.O. Size	Flex Trade Size	AC/MC/MC-PCS Cable Range		Unit Qty.	Std. Pkg.
			Min.	Max.		
590-DC12	1/2"	3/8"	14/2 (.43")	10/3 (.61")	50	500



Snap-In Fittings

Duplex Locknut Snap Type Connectors

Duplex E-Z Lock® Locknut Connectors



3838-DC2



3838-DCI2

For connecting 2 AC/MC/FMC cables to a box or enclosure. Simply snap cables into connector and tighten locknut to assemble into electrical box. Integral internal spring steel locking tabs fasten cable or conduit. Suitable for maintaining grounding continuity when installed in accordance with the NEC. Refer to the cable connector compatibility charts in the technical guide section for MCI-A and other cables.

 File No. E20534

Zinc Die Cast

Catalog Number	K.O. Size	Flex Trade Size	AC/MC Cable Range		Unit Qty.	Std. Pkg.
			Min.	Max.		
3838-DC2	1/2"	3/8"	14/2 (.38")	10/2 (.59")	20	200

Zinc Die Cast / Insulated Throat - 105°C

Catalog Number	K.O. Size	Flex Trade Size	AC/MC Cable Range		Unit Qty.	Std. Pkg.
			Min.	Max.		
3838-DCI2	1/2"	3/8"	14/2 (.38")	10/2 (.59")	20	200

Mighty-Seal® PVC Jacketed MC and TECK Cable Connectors



CONCRETE-TIGHT RAIN-TIGHT

For connecting PVC jacketed MC cable (parking deck/lot cable) or TECK cable to box or enclosure. Simply strip 7/8" to 1" of jacket from end of cable, loosen nut, and push cable into connector until cable reaches end stop. Tighten nut for raintight connection. Knockout gasket provides positive seal at 1/2" K.O. NPT tapered threads permits installation in threaded boxes. The 595-DC2C, 596-DC2C and 895-DC2C have a Cor-Shield Polyolefin coating and are listed for direct burial. Concrete-tight. NPT Thread. Polyethylene gasket. NEMA TYPE 2,3,3R, 4. DC2C versions are also NEMA TYPE 4X. Patented. US Patent D604,242; 6,737,584.

© US File No. E20534 (except 595-DC2C, 596-DC2C and 895-DC2C)

© Listed: 595-DC2C, 596-DC2C and 895-DC2C

Zinc Die Cast / Cor-Shield Polyolefin Coating

Cat No.	NPT Size	JMC	TECK 90	JMC Armor O.D.	TECK 90 Armor O.D.	JMC Jacket O.D.	TECK 90 Jacket O.D.	Unit Qty.	Std. Qty.
595-DC2	1/2"	12/2 to 10/3	14/2 to 12/2	.500" - .610"	.500" - .610"	.605" - .710"	.650" - .686"	15	60
596-DC2	1/2"	10/4 to 8/3	12/3 to 10/3	.645" - .685"	.650 - .700"	.723" - .795"	.710" - .761"	15	60
597-DC2	3/4"	8/4 to 6/3	10/4 - 8/3	.793" - .890"	.780" - .900"	.893" - .965"	.804" - .917"	5	50
895-DC2	1/2"	12/2 to 10/3	14/2 to 12/2	.500" - .610"	.500" - .610"	.605" - .710"	.650" - .686"	10	40

Zinc Die Cast / Insulated Throat - 105°C

Cat No.	NPT Size	JMC	TECK 90	JMC Armor O.D.	TECK 90 Armor O.D.	JMC Jacket O.D.	TECK 90 Jacket O.D.	Unit Qty.	Std. Qty.
595-DCI2	1/2"	12/2 to 10/3	14/2 to 12/2	.500" - .610"	.500" - .610"	.605" - .710"	.650" - .686"	15	60
596-DCI2	1/2"	10/4 to 8/3	12/3 to 10/3	.645" - .685"	.650 - .700"	.723" - .795"	.710" - .761"	15	60
895-DCI2	1/2"	12/2 to 10/3	14/2 to 12/2	.500" - .610"	.500" - .610"	.605" - .710"	.650" - .686"	10	40

Zinc Die Cast / Cor-Shield Polyolefin Coating

Cat No.	NPT Size	JMC	TECK 90	JMC Armor O.D.	TECK 90 Armor O.D.	JMC Jacket O.D.	TECK 90 Jacket O.D.	Unit Qty.	Std. Qty.
595-DC2C	1/2"	12/2 to 10/3	14/2 to 12/2	.500" - .610"	.500" - .610"	.605" - .710"	.650" - .686"	10	40
596-DC2C	1/2"	10/4 to 8/3	12/3 to 10/3	.645" - .685"	.650 - .700"	.723" - .795"	.710" - .761"	10	40
895-DC2C	1/2"	12/2 to 10/3	14/2 to 12/2	.500" - .610"	.500" - .610"	.605" - .710"	.650" - .686"	10	40

Snap-In Fittings

Nonmetallic Cable Connectors


PVC "Snap-In" Type Connectors



616-NMD

617-NMD

For connecting nonmetallic cable to box or enclosure. Locknut not required.

 File No. E11698

PVC

Catalog Number	K.O. Size	Nonmetallic Cable Range		Unit Qty.	Std. Pkg.
		Min.	Max.		
616-NMD	1/2"	14/2	6/2	100	1000
		Or Two			
		14/2	12/3		
In Any Combination					
617-NMD	3/4"	8/2, 8/3, 6/2, 6/3		50	500







PVC "Snap-In" Type Connectors



For connecting nonmetallic cable to box or enclosure. Locknut not required.

 File No. E11698

 File No. LR74878

PVC

Catalog Number	K.O. Size	Nonmetallic Cable Range		Unit Qty.	Std. Pkg.
		Min.	Max.		
620-NM	1/2"	14/2	10/3	50	500
		Or Two			
		14/2	12/2		
621-NM	3/4"	8/3	6/3	25	250
		Or Two			
		12/3	8/3		






Two-Piece Clamp Type Connectors



For connecting single nonmetallic cable to box or enclosure. Locknut not required.

 File No. E11698: 642 thru 644


Zinc Plated Steel

Catalog Number	K.O. Size	Nonmetallic Cable Range		Unit Qty.	Std. Pkg.
		Min.	Max.		
642	1/2"	.180"	.560"	100	1000
643	3/4"	.250"	.830"	50	500
644	1 1/4"	.250"	.980"	50	250
645	1 1/2"	.312"	1.125"	20	100

Screw-In Connectors, Snap-In



Low profile connector for connecting flexible metal conduit to box or enclosure. Spring steel locking tabs eliminate need for a locknut. Suitable for flexible whips.

 File No. E9391

Zinc Plated Steel


Catalog Number	K.O. Size	Flex Trade Size	Unit Qty.	Std. Pkg.
540-SS	1/2"	3/8"	---	2500



E-Z Lock® Screw-in Connectors



For connecting flexible metal conduit to box or enclosure. Screw connector into conduit and snap into electrical box. Patented Whipper-Snap design. US Patent 7,154,042; 7,151,223; 6,916,988; 6,872,886.

 File No. E20534

Zinc Die Cast

Catalog Number	K.O. Size	Flex Trade Size	Unit Qty.	Std. Pkg.
GF38SP	1/2"	3/8"	100	1000
GF50SP	1/2"	1/2"	100	1000


 Quick Install

Quick Install EMT Connectors



Quickly joins EMT to box or enclosure without the use of a locknut. US Patent D648,279; D635,520. Simply:

- Insert fitting into the knockout.
- Insert EMT into the fitting.
- Tighten the set screw to simultaneously secure the EMT and the fitting into the knockout.

 File No. E24001

Zinc Die Cast

Catalog Number	EMT Trade Size	Unit Qty.	Std. Pkg.
1701-DC	1/2"	50	500
1702-DC	3/4"	25	250

 Quick Install

Zinc Die Cast / Insulated Throat 105°C

Catalog Number	EMT Trade Size	Unit Qty.	Std. Pkg.
1701-DCI	1/2"	50	500
1702-DCI	3/4"	25	250

 Quick Install

Mighty-Merge® Transition Coupling



280SP



280SPMB, 281SPMB

Zinc Die Cast

Catalog Number	EMT Trade Size	Trade Size	Unit Qty.	Std. Pkg.
280SP	1/2"	3/8"	25	100
280SPMB	1/2"	3/8"	25	100
281SPMB	3/4"	1/2"	25	100



The 280SP, 280SPMB and 281SPMB are patented Mighty-Merge® Designs. The 280SP has a set screw end for EMT and a Snap-In end for AC/MC cables and flexible metal conduit. The 280SPMB and 281SPMB have Push-In ends for EMT and a Snap-In ends for AC/MC cables and flexible metal conduit.

Refer to the cable connector compatibility charts in the technical guide section for MCI-A and other cables. Patented. US Patent 8,487,197; 8,274,000; 6,765,143.

©UL_{US} File No. E9391

Flexible Metal Conduit Fittings

Squeeze Connectors

Squeeze Connectors



403-DC2



1/2" thru 2"



2 1/2" thru 4"

To connect flexible metal conduit to box or enclosure.

UL File No. E9391: 407-DC2, 407-DCI2, 408-DC2, 408-DCI2 and 417-DC2 thru 420-DC2

SP File No. LR39354: 408-DC2

cULus File No. E9391: 403-DC2, 410-DC2, 410-DCI2, 412-DC2, 412-DCI2, 414-DC2, 414-DCI2, 416-DC2 and 416-DCI2

Squeeze Connectors



403-I



403 thru 412



414 thru 418



419 and 420

To connect flexible metal conduit to box or enclosure.

cULus File No. E9391: All except 403-I

cULus File No. E20534: 403-I

SP File No. LR39354: 407 thru 420; 407-I thru 420-I

Zinc Die Cast

Catalog Number	K.O. Size	Flex Trade Size	Unit Qty.	Std. Pkg.
403-DC2	1/2"	3/8"	50	500
407-DC2	1/2"	1/2"	50	200
408-DC2	3/4"	3/4"	25	100
410-DC2	1"	1"	10	100
412-DC2	1 1/4"	1 1/4"	10	100
414-DC2	1 1/2"	1 1/2"	5	50
416-DC2	2"	2"	---	10
417-DC2	2 1/2"	2 1/2"	---	5
418-DC2	3"	3"	---	5
419-DC2	3 1/2"	3 1/2"	---	5
420-DC2	4"	4"	---	5

Zinc Die Cast / Insulated Throat - 105°C

Catalog Number	K.O. Size	Flex Trade Size	Unit Qty.	Std. Pkg.
407-DCI2	1/2"	1/2"	50	200
408-DCI2	3/4"	3/4"	25	100
410-DCI2	1"	1"	10	100
412-DCI2	1 1/4"	1 1/4"	10	100
414-DCI2	1 1/2"	1 1/2"	5	50
416-DCI2	2"	2"	---	10

Malleable Iron

Catalog Number	K.O. Size	Flex Trade Size	Unit Qty.	Std. Pkg.
403	1/2"	3/8"	50	500
407	1/2"	1/2"	50	200
408	3/4"	3/4"	25	100
410	1"	1"	---	25
412	1 1/4"	1 1/4"	---	25
414	1 1/2"	1 1/2"	---	10
416	2"	2"	---	10
417	2 1/2"	2 1/2"	---	5
418	3"	3"	---	5
419	3 1/2"	3 1/2"	---	5
420	4"	4"	---	5

Malleable Iron / Insulated Throat - 105°C

Catalog Number	K.O. Size	Flex Trade Size	Unit Qty.	Std. Pkg.
403-I	1/2"	3/8"	50	500
407-I	1/2"	1/2"	50	200
408-I	3/4"	3/4"	25	100
410-I	1"	1"	5	25
412-I	1 1/4"	1 1/4"	5	25
414-I	1 1/2"	1 1/2"	2	10
416-I	2"	2"	2	10
417-I	2 1/2"	2 1/2"	1	5
418-I	3"	3"	1	5
419-I	3 1/2"	3 1/2"	1	5
420-I	4"	4"	1	5

Squeeze Connectors with Grounding Lug



To connect and bond flexible metal conduit to box or enclosure. Also see AC/MC section for additional listings. Patented. US Patent D666,153.

UL_{us} File No. E9391

Zinc Die Cast

Catalog Number	K.O. Size	Flex Trade Size	Ground Lug Range		Unit Qty.	Std. Pkg.
			Min.	Max.		
407-DC2G	1/2"	1/2"	14 AWG	6 AWG	50	200

Squeeze Transition with Grounding Lug



To connect and bond flexible metal conduit to EMT conduit.

UL_{us} File No. E9391

Zinc Die Cast

Catalog Number	EMT Trade Size	Flex Trade Size	Ground Lug Range		Unit Qty.	Std. Pkg.
			Min.	Max.		
281-DCG	1/2"	1/2"	14 AWG	6 AWG	25	100

Flexible Metal Conduit Fittings

Set Screw Connectors

Set Screw Connectors





507-DC2



USL-120

The 507 and 508 series are straight set screw type fittings used to connect flexible metal (steel) conduit to box or enclosure. The USL-120 is for use with extra flexible steel conduit and is UL recognized for use with listed or certified subassemblies.

 File No. E9391 (507 and 508 series)

 File No. LR39354 (507 and 508 series)

Zinc Die Cast

Catalog Number	K.O. Size	Flex Trade Size	Unit Qty.	Std. Pkg.
507-DC2	1/2"	1/2"	50	500
508-DC2	3/4"	3/4"	25	250
USL-120	1/2"	.645"-.675"	100	1000


Zinc Die Cast / Insulated Throat - 105°C

Catalog Number	K.O. Size	Flex Trade Size	Unit Qty.	Std. Pkg.
507-DCI2	1/2"	1/2"	50	500
508-DCI2	3/4"	3/4"	25	250

Single Screw Strap Connectors



Used to connect flexible metal conduit to box or enclosure. Also see AC/MC section for additional listings.

 File No. E9391, E20534

Zinc Die Cast

Catalog Number	K.O. Size	Flex Trade Size	Unit Qty.	Std. Pkg.
BL-17	1/2"	1/2"	50	200
BL-18	3/4"	3/4"	25	100
BL-19	1"	1"	10	100


Zinc Die Cast / Insulated Throat - 105°C


Catalog Number	K.O. Size	Flex Trade Size	Unit Qty.	Std. Pkg.
BL-17I	1/2"	1/2"	50	200
BL-18I	3/4"	3/4"	25	100
BL-19I	1"	1"	10	100

Single Screw, Strap Type Connector with Tri-Drive Screw



Used to connect flexible metal conduit to box or enclosure.

 File No. E20534

 File No. LR39354

Zinc Die Cast

Catalog Number	K.O. Size	Flex Trade Size	Unit Qty.	Std. Pkg.
560-DC2	1/2"	3/8"	50	500

Flexible Metal Conduit Fittings

"U" Shaped Strap Connectors


"U" Shaped Strap Connectors



571-DC2

571-S

Used to connect flexible metal conduit to box or enclosure. Also see AC/MC section for additional listings.

 File No. E20534

Zinc Die Cast

Catalog Number	K.O. Size	Flex Trade Size	Unit Qty.	Std. Pkg.
571-DC2	1/2"	1/2"	50	200
572-DC2	3/4"	3/4"	25	100
573-DC2	1"	1"	10	100

Zinc Die Cast / Insulated Throat - 105°C

Catalog Number	K.O. Size	Flex Trade Size	Unit Qty.	Std. Pkg.
571-DCI2	1/2"	1/2"	50	200
572-DCI2	3/4"	3/4"	50	100
573-DCI2	1"	1"	25	100

Zinc Plated Steel

Catalog Number	K.O. Size	Flex Trade Size	Unit Qty.	Std. Pkg.
570-S	1/2"	3/8"	50	500
571-S	1/2"	1/2"	50	200
572-S	3/4"	3/4"	25	100
573-S	1"	1"	10	100

Zinc Plated Steel / Insulated Throat - 105°C

Catalog Number	K.O. Size	Flex Trade Size	Unit Qty.	Std. Pkg.
571-SI	1/2"	1/2"	50	200
572-SI	3/4"	3/4"	25	100
573-SI	1"	1"	10	100

Duplex Connectors





601-DC2, 621-DC2

630 & 630-DC2

691-DC2

Strap type fitting used to connect flexible metal conduit to box or enclosure. Also see AC/MC section for additional listings.

 File No. E20534

 File No. LR39354: 601-DC2

Zinc Die Cast

Catalog Number	K.O. Size	Flex Trade Size	Unit Qty.	Std. Pkg.
601-DC2	1/2"	3/8"	20	200
621-DC2	3/4"	3/8"	25	100
630-DC2	1/2"	3/8"	20	200
691-DC2	1/2"	3/8"	20	200

Malleable Iron

Catalog Number	K.O. Size	Flex Trade Size	Unit Qty.	Std. Pkg.
630	1/2"	3/8"	20	200


Duplex Connectors



600-DC2

602-DC2

Set screw type fitting used to connect flexible metal (steel) conduit to box or enclosure.

 File No. LR39354: 602-DC2

Zinc Die Cast

Catalog Number	K.O. Size	Flex Trade Size	ACG90 Cable Range		Unit Qty.	Std. Pkg.
			Min.	Max.		
600-DC2	1/2"	3/8"	---	---	25	100
602-DC2	1/2"	3/8"	14/2 (.42")	10/3 (.61")	25	100

Flexible Metal Conduit Fittings

Locknut Snap Type Connectors

Duplex E-Z Lock® Locknut Connectors



3838-DC2



3838-DCI2

For connecting 2 AC/MC/FMC cables to a box or enclosure. Simply snap cables into connector and tighten locknut to assemble into electrical box. Integral internal spring steel locking tabs fasten cable or conduit. Suitable for maintaining grounding continuity when installed in accordance with the NEC. Refer to the cable connector compatibility charts in the technical guide section for MCI-A and other cables.

File No. E20534

Zinc Die Cast

Catalog Number	K.O. Size	Flex Trade Size	AC/MC Cable Range		Unit Qty.	Std. Pkg.
			Min.	Max.		
3838-DC2	1/2"	3/8"	14/2 (.38")	10/2 (.59")	20	200


Zinc Die Cast / Insulated Throat - 105°C

Catalog Number	K.O. Size	Flex Trade Size	AC/MC Cable Range		Unit Qty.	Std. Pkg.
			Min.	Max.		
3838-DCI2	1/2"	3/8"	14/2 (.38")	10/2 (.59")	20	200


Screw-In Connectors



For connecting flexible metal conduit to box or enclosure.

 File No. E9391

520-DC2 and 520-DCI2 are also UL Listed for use with XRWFMC.

 File No. LR39354: 519 thru 521 -DC2 & -DCI2

Zinc Die Cast

Catalog Number	K.O. Size	Flex Trade Size	Unit Qty.	Std. Pkg.
519-DC2	1/2"	3/8"	100	1000
520-DC2	1/2"	1/2"	100	1000
521-DC2	3/4"	3/4"	50	500
522-DC2	1"	1"	25	250
523-DC2	1 1/4"	1 1/4"	10	100
524-DC2	1 1/2"	1 1/2"	5	50
525-DC2	2"	2"	3	30

Zinc Die Cast / Insulated Throat - 105°C

Catalog Number	K.O. Size	Flex Trade Size	Unit Qty.	Std. Pkg.
519-DCI2	1/2"	3/8"	100	1000
520-DCI2	1/2"	1/2"	100	1000
521-DCI2	3/4"	3/4"	50	500
522-DCI2	1"	1"	25	250
523-DCI2	1 1/4"	1 1/4"	10	100
524-DCI2	1 1/2"	1 1/2"	5	50
525-DCI2	2"	2"	3	30

E-Z Lock® Screw-in Connectors



For connecting flexible metal conduit to box or enclosure. Screw connector into conduit and snap into electrical box. Patented E-Z Lock® design. US Patent 7,154,042; 7,151,223; 6,916,988; 6,872,886.

 File No. E20534

Zinc Die Cast

Catalog Number	K.O. Size	Flex Trade Size	Unit Qty.	Std. Pkg.
GF38SP	1/2"	3/8"	100	1000
GF50SP	1/2"	1/2"	100	1000



Flexible Metal Conduit Fittings

Screw In Couplings & Connectors

Screw-In Couplings



Used to join two lengths of flexible metal conduit.

 File No. E9391

530-DC also UL Listed for use with XRWFMC.


Zinc Die Cast

Catalog Number	Flex Trade Size	Unit Qty.	Std. Pkg.
530-DC	1/2"	50	500
531-DC	3/4"	50	500
532-DC	1"	10	100
533-DC	1 1/4"	10	100
534-DC	1 1/2"	5	50
535-DC	2"	3	30

Screw-In Connectors, 90°



Used to connect flexible metal conduit to box or enclosure. Sliding cover facilitates wire pulling and inspection.

 File No. E9391

91-DC2 also UL Listed for use with XRWFMC.

Zinc Die Cast

Catalog Number	Flex Trade Size	Unit Qty.	Std. Pkg.
91-DC2	1/2"	25	250
92-DC2	3/4"	15	150
93-DC2	1"	10	100

Multi-Purpose Connector Two Screw, Strap Type



Used to connect flexible metal conduit to 1/4" knockout. Will fit 1/4" knockouts with flats, such as used in lighting applications. Also see AC/MC and nonmetallic cable sections for additional listings.

 Recognized UL File No. E9391


Zinc Die Cast

Catalog Number	K.O. Size	Flex Trade Size	Unit Qty.	Std. Pkg.
563-DC2	1/4"	3/8"	50	500

Two Screw Strap Type Connectors



Two screw strap type connector used to connect flexible metal conduit to box or enclosure.

 File No. E20534

Zinc Die Cast

Catalog Number	K.O. Size	Flex Trade Size	Unit Qty.	Std. Pkg.
653-DC2	1/2"	1/2"	25	100
655-DC2	3/4"	3/4"	20	100
657-DC2	1"	1"	5	25

Flexible Metal Conduit Fittings

Snap In Connectors


E-Z Lock® Snap-in Connectors




38ASP

74ASP

Bridgeport's ASP line of E-Z Lock® Snap-in Connectors offers superior installation speed with no tools required. To install, push the cable into the rear of the fitting, insert the fitting into the KO at an angle, and rock up to snap the front end in place.

 File No. E20534: 38ASP

 Listed: 39ASP, 74ASP

Zinc Die Cast / Insulated Throat – 105°C

Catalog Number	K.O. Size	Flex Trade Size	AC/MC/MC-PCS Cable Range		Unit Qty.	Std. Pkg.
			Min.	Max.		
38ASP	1/2"	3/8"	14/2 (.43")	10/3 (.61")	50	500
74ASP	3/4"	1/2"	8/3 (.73")	6/3 (.85")	25	100

Double-Snap Snap-In Connector for Old Work



Pull cable into box, snap cable into connector and snap connector into box. No tools required!

 File No. E20534

Zinc Die Cast / Insulated Throat – 105°C

Catalog Number	K.O. Size	Flex Trade Size	Unit Qty.	Std. Pkg.
38ACDS	1/2"	3/8"	50	500

E-Z Lock® Snap-In Two Screw-Type Connector



Used to connect flexible metal conduit to box or enclosure. Also see AC/MC section for additional listings. Patented Whipper-Snap design. US Patent 7,154,042; 7,151,223; 6,916,988; 6,872,886.

UL File No. E20534 SP File No. LR39354

Zinc Die Cast

Catalog Number	K.O. Size	Flex Trade Size	Unit Qty.	Std. Pkg.
840SP	1/2"	3/8"	100	1000



Screw-In Connectors, Snap-In



Low profile connector for connecting flexible metal conduit to box or enclosure. Spring steel locking tabs eliminate need for a locknut. Suitable for flexible whips.

ULus File No. E9391

Zinc Plated Spring Steel

Catalog Number	K.O. Size	Flex Trade Size	Unit Qty.	Std. Pkg.
540-SS	1/2"	3/8"	---	2500



E-Z Lock® Snap-In "U" Shaped Strap Connectors



The SG38ASP is for connecting flexible metal conduit to box or enclosure. Connectors simply snap into the box. Also see AC/MC section for additional listings. Patented Whipper-Snap design. US Patent 7,064,272; 7,154,042; 7,151,223; 6,916,988; 6,872,886.

ULus File No. E20534 SP File No. LR39354

Zinc Die Cast / Insulated Throat - 105°C

Catalog Number	K.O. Size	Flex Trade Size	Unit Qty.	Std. Pkg.
SG38ASP	1/2"	3/8"	50	500



Flexible Metal Conduit Fittings

Locknut Snap Type Connectors

E-Z Lock® Locknut Connectors



590-DC2



590-DC12



590-DC2
(Back View)



592-DC2

Zinc Die Cast

Catalog Number	K.O. Size	Flex Trade Size	Unit Qty.	Std. Pkg.
590-DC2	1/2"	3/8"	50	500
592-DC2	3/4"	1/2"	25	100



Zinc Die Cast / Insulated Throat - 105°C

Catalog Number	K.O. Size	Flex Trade Size	Unit Qty.	Std. Pkg.
590-DC12	1/2"	3/8"	50	500



Bridgeport's E-Z LOCK® Locknut Connectors offers superior installation speed with minimal tools required. To install, push the cable into the rear of the fitting, insert the fitting into the KO and tighten the locknut handtight plus 1/4 turn. Internal spring steel locking ring tabs securely clamp the cable in place and ensure bonding. Ring tabs are shaped to accept cable without damage to wire insulation. Refer to the cable connector compatibility charts in the technical guide section for MCI-A and other cables. Patented.

UL File No. E20534 : 590-DC2, 590-DC12

ETL Listed: 591-DC2, 592-DC2

E-Z Lock® Duplex Connectors



3838SP



3838ASP


For connecting flexible metal conduit to box or enclosure. The 846SP is a strap type fitting with external spring steel locking tabs that allow the connector to simply snap into the electrical box. The 3838ASP and 3838SP are double-snap type connectors. Integral internal spring steel locking tabs fasten cable or conduit. External spring steel locking tabs secures connector to electrical box. Suitable for maintaining grounding continuity when installed in accordance with the NEC. Also see AC/MC section for additional listings. Patented E-Z Lock® design. US Patent 7,075,007; 7,154,042; 7,151,223; 6,916,988; 6,872,886.

 File No. E20534

E-Z Lock® Snap-In “U” Shaped Strap Duplex Connectors



For connecting flexible metal conduit to box or enclosure. Connectors simply snap into the electrical box. Suitable for maintaining grounding continuity when installed in accordance with the NEC. Also see AC/MC section for additional listings. Patented E-Z Lock® design. US Patent 7,154,042; 7,151,223; 6,916,988; 6,872,886.

 File No. E20534

Zinc Die Cast

Catalog Number	K.O. Size	Flex Trade Size	Unit Qty.	Std. Pkg.
3838SP	1/2"	3/8"	20	200



Zinc Die Cast / Insulated Throat - 105°C

Catalog Number	K.O. Size	Flex Trade Size	Unit Qty.	Std. Pkg.
3838ASP	1/2"	3/8"	20	200



Zinc Die Cast / Insulated Throat - 105°C

Catalog Number	K.O. Size	Flex Trade Size	Unit Qty.	Std. Pkg.
SG3838ASP	1/2"	3/8"	20	200



Flexible Metal Conduit Fittings

45° and 90° Connectors

45° Connectors



Zinc Die Cast



Malleable Iron

45° fitting for connecting flexible metal conduit to box or enclosure.

File No. E9391

90° Connectors



90° fitting with cover used for connecting flexible metal conduit to box or enclosure.

File No. E9391

File No. LR39354

90° Connectors



90° fitting with cover used for connecting flexible metal conduit to box or enclosure.

File No. E9391

File No. LR39354: 807 thru 811; 807-I thru 811-I

Zinc Die Cast

Catalog Number	K.O. Size	Flex Trade Size	Unit Qty.	Std. Pkg.
800-DC2	1/2"	3/8"	25	100
803-DC2	1/2"	1/2"	25	100

Malleable Iron

Catalog Number	K.O. Size	Flex Trade Size	Unit Qty.	Std. Pkg.
800	1/2"	3/8"	25	100
803	1/2"	1/2"	10	100

Malleable Iron

Catalog Number	K.O. Size	Flex Trade Size	Unit Qty.	Std. Pkg.
801	1/2"	3/8"	50	200
804	1/2"	1/2"	25	100
806	3/4"	3/4"	10	50

Malleable Iron / Insulated Throat - 105°C

Catalog Number	K.O. Size	Flex Trade Size	Unit Qty.	Std. Pkg.
801-I	1/2"	3/8"	50	200
804-I	1/2"	1/2"	25	100
806-I	3/4"	3/4"	10	50

Malleable Iron

Catalog Number	K.O. Size	Flex Trade Size	Unit Qty.	Std. Pkg.
807	1"	1"	5	25
808	1 1/4"	1 1/4"	---	10
809	1 1/2"	1 1/2"	---	5
810	2"	2"	---	5
811	2 1/2"	2 1/2"	---	5
812	3"	3"	---	5
813	3 1/2"	3 1/2"	---	1
814	4"	4"	---	1


Malleable Iron / Insulated Throat - 105°C

Catalog Number	K.O. Size	Flex Trade Size	Unit Qty.	Std. Pkg.
807-I	1"	1"	5	25
808-I	1 1/4"	1 1/4"	2	10
809-I	1 1/2"	1 1/2"	1	5
810-I	2"	2"	1	5
811-I	2 1/2"	2 1/2"	1	5
812-I	3"	3"	1	5
813-I	3 1/2"	3 1/2"	---	1
814-I	4"	4"	---	1

E-Z Lock® 90° Connector Double Screw Design



Simply snap connector into electrical box. External spring steel locking tabs secures connector to electrical box. Patented E-Z Lock® design. US Patent 7,154,042; 7,151,223; 6,916,988; 6,872,886.

 File No. E9391

Zinc Die Cast

Catalog Number	K.O. Size	Flex Trade Size	Unit Qty.	Std. Pkg.
850SP	1/2"	3/8"	25	250



90° Connectors





3/8" thru 2"




Over 2"

90° fitting with cover used for connecting flexible metal conduit to box or enclosure. Also see AC/MC section for additional listings.

 File No. E9391: 801-, 809-, 810-DC2 & DCI2

 File No. E20534: 804-, 806-, 807-, 808-DC2 & DCI2

 File No. LR39354

Zinc Die Cast

Catalog Number	K.O. Size	Flex Trade Size	Cable Range		Unit Qty.	Std. Pkg.
			Min.	Max.		
801-DC2	1/2"	3/8"	---	---	25	250
804-DC2	1/2"	1/2"	.750"	.875"	25	100
806-DC2	3/4"	3/4"	.875"	1.000"	10	50
807-DC2	1"	1"	1.187"	1.312"	---	25
808-DC2	1 1/4"	1 1/4"	1.500"	1.625"	---	25
809-DC2	1 1/2"	1 1/2"	---	---	---	5
810-DC2	2"	2"	---	---	---	5
811-DC2	2 1/2"	2 1/2"	---	---	---	5
812-DC2	3"	3"	---	---	---	5
813-DC2	3 1/2"	3 1/2"	---	---	---	1
814-DC2	4"	4"	---	---	---	1

Aluminum

Catalog Number	K.O. Size	Flex Trade Size	Cable Range		Unit Qty.	Std. Pkg.
			Min.	Max.		
811-DC2	2 1/2"	2 1/2"	---	---	---	5
812-DC2	3"	3"	---	---	---	5
813-DC2	3 1/2"	3 1/2"	---	---	---	1
814-DC2	4"	4"	---	---	---	1

Zinc Die Cast / Insulated Throat - 105°C

Catalog Number	K.O. Size	Flex Trade Size	Cable Range		Unit Qty.	Std. Pkg.
			Min.	Max.		
801-DCI2	1/2"	3/8"	---	---	25	250
804-DCI2	1/2"	1/2"	.750"	.875"	25	100
806-DCI2	3/4"	3/4"	.875"	1.000"	10	50
807-DCI2	1"	1"	1.187"	1.312"	---	25
808-DCI2	1 1/4"	1 1/4"	1.500"	1.625"	---	25
809-DCI2	1 1/2"	1 1/2"	---	---	---	5
810-DCI2	2"	2"	---	---	---	5

Flexible Metal Conduit Fittings

90° Connectors


Single Screw 90° Connectors Locknut & E-Z Lock® Designs




802-DC2

802SP

90° fitting with cover used for connecting flexible metal conduit to box or enclosure. Single screw design save time and money. Units with E-Z Lock® design snap into electrical box! Also see AC/MC section for additional listings. Patented E-Z Lock® design. US Patent D530,678; 7,022,914; 7,154,042; 7,151,223; 6,916,988; 6,872,886.

 File No. E20534: 802-DC2, 802-DC12, 802SP

 File No. E9391: 851ASP, 851-DC2, 851-DC12, 851SP

Zinc Die Cast

Catalog Number	K.O. Size	Flex Trade Size	Unit Qty.	Std. Pkg.
802-DC2	1/2"	3/8"	25	250
851-DC2	1/2"	1/2"	25	100



Zinc Die Cast / Insulated Throat - 105°C

Catalog Number	K.O. Size	Flex Trade Size	Unit Qty.	Std. Pkg.
802-DC12	1/2"	3/8"	25	250
851ASP	1/2"	1/2"	25	100
851-DC12	1/2"	1/2"	25	100



E-Z Lock® Zinc Die Cast

Catalog Number	K.O. Size	Flex Trade Size	Unit Qty.	Std. Pkg.
802SP	1/2"	3/8"	25	250
851SP	1/2"	1/2"	25	100




Duplex Connectors, 90°




Malleable

Zinc

90° fitting with steel cover used to connect flexible metal conduit to box or enclosure. Use with Cat. No. 1001 Anti-Short Bushing.

 File No. E9391: 830

 File No. E20534: 830-DC2

Malleable Iron

Catalog Number	K.O. Size	Flex Trade Size	Unit Qty.	Std. Pkg.
830	1/2"	3/8"	25	100

Zinc Die Cast

Catalog Number	K.O. Size	Flex Trade Size	Unit Qty.	Std. Pkg.
830-DC2	1/2"	3/8"	25	100

E-Z Lock® 90° Duplex Connectors



90° fitting with steel cover used to connect flexible metal conduit to box or enclosure. Simply snap connector into electrical box! External spring steel locking tabs secures connector. Also see AC/MC section for additional listings. Patented. US Patent 7,154,042; 7,151,223; 6,916,988; 6,872,886.

 File No. E20534

Zinc Die Cast

Catalog Number	K.O. Size	Flex Trade Size	Unit Qty.	Std. Pkg.
84690SP	1/2"	3/8"	25	100



Flexible Metal Conduit Fittings

E-Z Lock® Steel Connectors

E-Z Lock® Connectors - Steel



AMC-50

AMC-5075

AMC-52

Used to connect flexible metal conduit to box or enclosure. Use slotted or Phillips head screwdriver. Also see AC/MC section for additional listings. Use with anti-short bushing. Patented. US Patent D360,188

 File No. E20534

Zinc Plated Steel / Insulated Throat - 105°C

Catalog Number	K.O. Size	Flex Trade Size	Throat Opening	Unit Qty.	Std. Pkg.
AMC-50	1/2"	3/8"	.406"	50	500
AMC-5075	1/2"	1/2"	.565"	25	250
AMC-52	1/2"	3/8"	.560"	25	250
AMC-75	3/4"	3/4"	.560"	25	100

 Quick Install

E-Z Lock® Connectors - Zinc Plated Steel



AMC-50QI

AMC-52QI

Used to connect AC/MC cable and flexible metal conduit to box or enclosure. No Tools Required! Just Squeeze to insert into the KO. Refer to the cable connector compatibility charts in the technical guide section for MCI-A and other cables. Use with anti-short bushing. Patented. US Patent 9,640,966.

 Listed

Steel / Insulated Throat - 105°C

Catalog Number	K.O. Size	Flex Trade Size	AC/MC Cable Range		Throat Opening	Unit Qty.	Std. Pkg.
			Min.	Max.			
AMC-50QI	1/2"	3/8"	14/2 (.40")	10/3 (.62")	.406"	50	500
AMC-52QI	1/2"	3/8"(2)	14/2 (.43")	10/2 (.59")	.375"	25	250

 Quick Install

Transition Couplings



Set screw type couplings used to join EMT to flexible metal conduit. The patented 280-DCX has a steel strap.

The 280SP and 280SPMB are patented Mighty-Merge® Designs. The 280SP has a set screw end for EMT and a Snap-In end for AC/MC cables and flexible metal conduit. The 280SPMB has a Push-In end for EMT and a Snap-In end for AC/MC cables and flexible metal conduit.

Also see AC/MC and nonmetallic cable sections for additional listings.

280SPMB and 281SPMB are Patented.
US Patent 8,487,197; 8,274,000; 6,765,143.

287-XS through 290-XS are Patented.
US Patent 8,690,194; D691,963; D689,026

ETL Listed: 287-XS, 288-XS, 289-XS, 290-XS

UL File No. E9391: 280-DCX, 280SP, 280SPMB, 281-DC, 282-DC, 283-DC thru 286-DC, 282-DCR thru 286-DCR

Malleable Iron

Catalog Number	EMT Trade Size	Flex Trade Size	Unit Qty.	Std. Pkg.
280	1/2"	3/8"	25	100
281	1/2"	1/2"	20	100

Zinc Die Cast

Catalog Number	EMT Trade Size	Flex Trade Size	Unit Qty.	Std. Pkg.
280-DCX	1/2"	3/8"	25	100
280SP	1/2"	3/8"	25	100
280SPMB	1/2"	3/8"	25	100
281-DC	1/2"	1/2"	25	250
282-DC	3/4"	3/4"	25	100
282-DCX	3/4"	1/2"	25	100
283-DC	1"	1"	10	100
284-DC	1 1/4"	1 1/4"	4	40
285-DC	1 1/2"	1 1/2"	2	20
286-DC	2"	2"	2	20

Zinc Die Cast

Catalog Number	Rigid Trade Size	Flex Trade Size	Unit Qty.	Std. Pkg.
282-DCR	3/4"	3/4"	25	100
283-DCR	1"	1"	10	100
284-DCR	1 1/4"	1 1/4"	4	40
285-DCR	1 1/2"	1 1/2"	2	20
286-DCR	2"	2"	2	20

Zinc Plated Steel

Catalog Number	EMT/Rigid Trade Size	Flex Trade Size	Unit Qty.	Std. Pkg.
287-XS	2 1/2"	2 1/2"	1	4
288-XS	3"	3"	1	4
289-XS	3 1/2"	3 1/2"	---	2
290-XS	4"	4"	---	1

Flexible Metal Conduit Fittings

Transitions

Mighty-Merge® Transition Coupling



Zinc Die Cast

Catalog Number	EMT Trade Size	Flex Trade Size	Unit Qty.	Std. Pkg.
4156-DC	1/2"	3/8"	10	40
4157-DC	3/4"	3/8"	25	100
4357-DC	1"	3/8"	5	20
4457-DC	1"	3/8"	5	20
5157-DC	3/4"	3/8"	25	100

Coupling used to join duplex flexible metal conduit to EMT. Set screw type transitional fitting ideal for commercial and institutional facilities. A labor savings, compared to the traditional junction box installation. Simply remove the armor and expose the length of conductors to reach the device box or enclosure. Insert FMC or AC/MC until visible in inspection holes. Also see AC/MC section for additional listings. Patented. US Patent D581,877; D699,195; D755,728; D750,570; 9,252,577; 7,402,752

UL^{us} File No. E20534: 4157-DC, 5157-DC

ETL^{us} Listed 4156-DC. 4357-DC. 4457-DC

Mighty-Merge® Transition Couplings



4057-DC

4058-DC

Couplings used to join EMT to flexible metal conduit. Also see AC/MC section for additional listings. Patented. US Patent D668,618.

 Listed

Zinc Die Cast

Catalog Number	EMT Trade Size	Flex Trade Size	Unit Qty.	Std. Pkg.
4057-DC	3/4"	3/8"	25	100
4058-DC	3/4"	1/2"	25	100

Transition Couplings



Coupling used to join EMT to flexible metal conduit. Screw-in end for flex. Compression end for EMT.

 File No. E9391

581-DC also UL Listed for use with XRWFMC.

Zinc Die Cast

Catalog Number	Flex Trade Size	Unit Qty.	Std. Pkg.
581-DC	1/2"	50	500
582-DC	3/4"	25	250
583-DC	1"	10	100

Flexible Metal Conduit Fittings

Straps

One Hole Straps



Snap-on type strap used to support flexible metal conduit, armored cable, or metal clad cable.

 File No. E161206


Zinc Plated Steel

Catalog Number	Flex Trade Size	Unit Qty.	Std. Pkg.
900-F	3/8"	100	1000

Mighty-Hold® Universal Straps



For steel or aluminum flexible metal conduit. Supports multiple sizes. Also see AC/MC section for additional listings. Patented. US Patent D644,613.

 File No. E161206


Zinc Plated Steel

Catalog Number	Flex Trade Size	Hole Size	Unit Qty.	Std. Pkg.
US-4461	3/8"	.210"	100	1000
US-6171	---	.210"	100	1000

Mighty-Hold® Duplex Universal Straps



For AC/MC/MCI-A cable and flexible metal conduit. The USD-6171 also supports jacketed MC/MCI-A cable. Secures multiple sizes. Patented.

 File No. E161206

Zinc Plated Steel

Catalog Number	Flex Trade Size	Hole Size	Unit Qty.	Std. Pkg.
USD-4461	3/8"	.210"	100	1000
USD-6171	---	.210"	100	1000

Armored/Metal Clad Cable Fittings

Snap-in Connectors

E-Z Lock® Snap-in Connectors



38ASP



74ASP

Bridgeport's ASP line of E-Z Lock® Snap-in Connectors offers superior installation speed with no tools required. To install, push the cable into the rear of the fitting, insert the fitting into the KO at an angle, and rock up to snap the front end in place.

UL File No. E20534: 38ASP

ETL Listed: 39ASP, 74ASP

Zinc Die Cast / Insulated Throat – 105°C

Catalog Number	K.O. Size	Flex Trade Size	AC/MC/MC-PCS Cable Range		Unit Qty.	Std. Pkg.
			Min.	Max.		
38ASP	1/2"	3/8"	14/2 (.43")	10/3 (.61")	50	500
39ASP	1/2"	---	10/2 (.54")	8/3 (.73")	50	200
74ASP	3/4"	1/2"	8/3 (.73")	6/3 (.85")	25	100

Double-Snap Snap-In Connector for Old Work



Pull cable into box, snap cable into connector and snap connector into box. No tools required! Refer to the technical guide section for MCI-A and other cables.

UL File No. E20534

Zinc Die Cast / Insulated Throat – 105°C

Catalog Number	K.O. Size	Flex Trade Size	AC/MC Cable Range		Unit Qty.	Std. Pkg.
			Min.	Max.		
38ACDS	1/2"	3/8"	14/2 (.40")	10/3 (.63")	50	500

E-Z Lock® Snap-In “U” Shaped Strap Connectors



SG38ASP

The SG38ASP is for connecting AC/MC/MCI-A/ MC-PCS cable or flexible metal conduit to box or enclosure. Connector simply snaps into the box. The SG38ASP is CSA Listed for ACG90. Refer to the cable connector compatibility charts in the technical guide section for MCI-A, MC-PCS, and other cables. Patented E-Z Lock® design. US Patent 7,064,272; 7,154,042; 7,151,223; 6,916,988; 6,872,886.

File No. E20534

File No. LR39354

Zinc Die Cast / Insulated Throat - 105°C

Catalog Number	K.O. Size	Flex Trade Size	ACG90 Cable Range		AC/MC/MC-PCS Cable Range		Unit Qty.	Std. Pkg.
			Min.	Max.	Min.	Max.		
SG38ASP	1/2"	3/8"	14/2 (.43")	10/3 (.61")	14/4 (.43")	10/3 (.61")	50	500



E-Z Lock® Snap-In Two Screw Strap Type Connector



For connecting AC/MC/MC-PCS cable or flexible metal conduit to box or enclosure. CSA Listed for ACG90. Refer to the cable connector compatibility charts in the technical guide section for MCI-A, MC-PCS, and other cables. Patented E-Z Lock® design. US Patent 7,154,042; 7,151,223; 6,916,988; 6,872,886.

File No. 20534

File No. LR39354

Zinc Die Cast

Catalog Number	K.O. Size	Flex Trade Size	ACG90 Cable Range		AC/MC/MC-PCS Cable Range		Unit Qty.	Std. Pkg.
			Min.	Max.	Min.	Max.		
840SP	1/2"	3/8"	14/2 (.44")	10/3 (.61")	14/4 (.44")	10/3 (.61")	100	1000



Armored/Metal Clad Cable Fittings

Duplex Snap-in Connectors

E-Z Lock® Duplex Connectors



3838SP

3838ASP

The 3838ASP and 3838SP are double-snap type connectors. Simply snap cables into connector and snap assembly into electrical box. No tools required! Refer to the cable connector compatibility charts in the technical guide section for MCI-A and other cables. Integral internal spring steel locking tabs fasten cable or conduit. External spring steel locking tabs secures connector to electrical box. Suitable for maintaining grounding continuity when installed in accordance with the NEC. Patented E-Z Lock® design. US Patent 7,075,007; 7,154,042; 7,151,223; 6,916,988; 6,872,886.

 File No. E20534

Zinc Die Cast

Catalog Number	K.O. Size	Flex Trade Size	AC/MC Cable Range		Unit Qty.	Std. Pkg.
			Min.	Max.		
3838SP	1/2"	3/8"	14/2 (.38")	10/3 (.59")	20	200



Zinc Die Cast / Insulated Throat - 105°C


Catalog Number	K.O. Size	Flex Trade Size	AC/MC Cable Range		Unit Qty.	Std. Pkg.
			Min.	Max.		
3838ASP	1/2"	3/8"	14/2 (.38")	10/3 (.59")	20	200



E-Z Lock® Snap-In "U" Shaped Strap Duplex Connectors



For connecting AC/MC cable or flexible metal conduit to box or enclosure. Connectors simply snap into the electrical box. Refer to the cable connector compatibility charts in the technical guide section for MCI-A and other cables. Suitable for maintaining grounding continuity when installed in accordance with the NEC. Patented E-Z Lock® design. US Patent 7,154,042; 7,151,223; 6,916,988; 6,872,886.

 File No. E20534

Zinc Die Cast / Insulated Throat - 105°C

Catalog Number	K.O. Size	Flex Trade Size	AC/MC Cable Range		Unit Qty.	Std. Pkg.
			Min.	Max.		
SG3838ASP	1/2"	3/8"	14/4 (.42")	10/3 (.61")	20	200



Single Screw 90° Connectors - Locknut and E-Z Lock® Designs



802-DC2



802SP

90° fitting with cover used for connecting AC/MC cable or flexible metal conduit to box or enclosure. Single screw design saves time and money. Connectors with patented E-Z Lock® design snap into electrical box! Concrete-tight when taped. Refer to the cable connector compatibility charts in the technical guide section for MCI-A, MC-PCS, and other cables. Patented. US Patent D530,678; 7,022,914; 7,154,042; 7,151,223; 6,916,988; 6,872,886.

©UL_{US} File No. E9391: All except 802-MCIA2

©UL_{US} File No. E202876: 802-MCIA2

Zinc Die Cast

Catalog Number	K.O. Size	Flex Trade Size	AC/MC Cable Range		Unit Qty.	Std. Pkg.
			Min.	Max.		
802-DC2*	1/2"	3/8"	12/2 (.48")	10/3 (.58")	25	250
802-MCIA2	1/2"	---	14/4 (.42")	10/3 (.55")	25	250

Quick Install

Zinc Die Cast / Insulated Throat - 105°C

Catalog Number	K.O. Size	Flex Trade Size	AC/MC Cable Range		Unit Qty.	Std. Pkg.
			Min.	Max.		
802-DCI2	1/2"	3/8"	12/2 (.48")	10/3 (.58")	25	250

Quick Install

E-Z Lock® Zinc Die Cast

Catalog Number	K.O. Size	Flex Trade Size	AC/MC Cable Range		Unit Qty.	Std. Pkg.
			Min.	Max.		
802SP*	1/2"	3/8"	12/2 (.48")	10/3 (.58")	25	250

* Listed for MC-PCS.

Quick Install

E-Z Lock® 90° Connector Double-Screw Design



Used for connecting flexible metal conduit to box or enclosure. Simply snap connector into electrical box. External spring steel locking tabs secures connector to electrical box. Patented E-Z Lock® design. US Patent 7,154,042; 7,151,223; 6,916,988; 6,872,886.

©UL_{US} File No. E20534

Zinc Die Cast

Catalog Number	EMT Trade Size	Flex Trade Size	Unit Qty.	Std. Pkg.

Quick Install

Armored/Metal Clad Cable Fittings

90° Snap-in Connectors

E-Z Lock® 90° Duplex Connector



90° fitting with steel cover used to connect AC/MC or flexible metal conduit to box or enclosure. Simply snap connector into electrical box! External spring steel locking tabs secures connector. Refer to the cable connector compatibility charts in the technical guide section for MCI-A and other cables. Patented E-Z Lock® design. US Patent 7,154,042; 7,151,223; 6,916,988; 6,872,886.

 File No. E20534

Zinc Die Cast

Catalog Number	K.O. Size	Flex Trade Size	AC/MC Cable Range		Unit Qty.	Std. Pkg.
			Min.	Max.		
84690SP	1/2"	3/8"	14/4 (.44")	10/3 (.61")	25	100

 Quick Install

E-Z Lock® Connectors - Zinc Plated Steel



AMC-50QI

AMC-52QI

Used to connect AC/MC cable and flexible metal conduit to box or enclosure. No Tools Required! Just Squeeze to insert into the KO. Refer to the cable connector compatibility charts in the technical guide section for MCI-A and other cables. Use with anti-short bushing. Patented. US Patent 9,640,966.



Zinc Plated Steel / Insulated Throat - 105°C

Catalog Number	K.O. Size	Flex Trade Size	AC/MC Cable Range		Throat Opening	Unit Qty.	Std. Pkg.
			Min.	Max.			
AMC-50QI	1/2"	3/8"	14/2 (.40")	10/3 (.62")	.406"	50	500
AMC-52QI	1/2"	3/8" (2)	14/2 (.43")	10/2 (.59")	.375"	25	250



E-Z Lock® Connectors - Steel

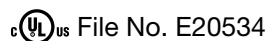


AMC-50

AMC-5075

AMC-52

Used to connect AC/MC cable or flexible metal conduit to box or enclosure. Use slotted, Phillips or Robertson head screwdriver. Refer to the cable connector compatibility charts in the technical guide section for MCI-A, MC-PCS, and other cables. Use with anti-short bushing. Patented. US Patent D360,188.



Zinc Plated Steel / Insulated Throat - 105°C

Catalog Number	Trade Size	K.O. Size	AC/MC Cable Range		Throat Opening	Unit Qty.	Std. Pkg.
			Min.	Max.			
AMC-50*	3/8"	1/2"	14/2 (.40")	10/3 (.62")	.406"	50	500
AMC-5075*	1/2"	1/2"	10/4 (.62")	6/4 (.92")	.565"	25	250
AMC-52	3/8"	1/2"	14/2 (.43")	10/3 (.62")	.560"	25	250
AMC-75*	3/4"	3/4"	10/3 (.566")	6/3 (.81")	.560"	25	100

* Listed for MC-PCS



Armored/Metal Clad Cable Fittings

Locknut Snap Type Connectors

E-Z Lock® Locknut Connectors



590-DC2



590-DC12



590-DC2
(Back View)



592-DC2

Zinc Die Cast

Catalog Number	K.O. Size	Flex Trade Size	AC/MC/MC-PCS Cable Range		Unit Qty.	Std. Pkg.
			Min.	Max.		
590-DC2	1/2"	3/8"	14/2 (.43")	10/3 (.61")	50	500
591-DC2	1/2"	---	10/2 (.54")	8/3 (.73")	50	200
592-DC2	3/4"	1/2"	8/3 (.73")	6/3 (.85")	25	100



Zinc Die Cast / Insulated Throat - 105°C

Catalog Number	K.O. Size	Flex Trade Size	AC/MC/MC-PCS Cable Range		Unit Qty.	Std. Pkg.
			Min.	Max.		
590-DC12	1/2"	3/8"	14/2 (.43")	10/3 (.61")	50	500



Bridgeport's E-Z LOCK® Locknut Connectors offers superior installation speed with minimal tools required. To install, push the cable into the rear of the fitting, insert the fitting into the KO and tighten the locknut handtight plus 1/4 turn. Internal spring steel locking ring tabs securely clamp the cable in place and ensure bonding. Ring tabs are shaped to accept cable without damage to wire insulation. Refer to the cable connector compatibility charts in the technical guide section for MCI-A, MC-PCS, and other cables. Patented.


©UL File No. E20534 : 590-DC2, 590-DC12

ETL Listed: 591-DC2, 592-DC2

Set Screw Connector



Used to connect MC/MCI-A/MC-PCS cable to box or enclosure. Refer to the cable connector compatibility charts in the technical guide section for MCI-A, MC-PCS, and other cables.

 File No. E20534

Zinc Die Cast


Catalog Number	K.O. Size	Flex Trade Size	MC/MCI-A/MC-PCS Cable Range		Unit Qty.	Std. Pkg.
			Min.	Max.		
501-DC2	1/2"	3/8"	14/2 (.43")	10/3 (.61")	100	1000


Single Screw, Strap Type Connectors



545-DC2

Single screw, hinged strap type connector used to connect AC/MC/MCI-A/MC-PCS cable to box or enclosure. CSA Listed for ACG90. Refer to the cable connector compatibility charts in the technical guide section for MCI-A, MC-PCS, and other cables. Patented. US Patent D518,791.

 File No. E20534

 File No. LR39354

Zinc Die Cast

Catalog Number	K.O. Size	ACG90 Cable Range		AC/MC Cable Range		Unit Qty.	Std. Pkg.
		Min.	Max.	Min.	Max.		
545-DC2	1/2"	14/2 (.44")	10/3 (.61")	14/2 (.44")	10/3 (.61")	100	1000

Armored/Metal Clad Cable Fittings

Single Screw Strap Type Connectors


Single Screw, Strap Type Connectors with Tri-Drive Screw




560-DC2

560-DC12

Used to connect AC/MC cable to box or enclosure. Listed for use with MC-PCS. CSA Listed for ACG90. The 560-DC2 and 560-DC12 are also listed for flexible metal conduit. Refer to the cable connector compatibility charts in the technical guide section for MCI-A, MC-PCS, and other cables.

 File No. E20534

 File No. LR39354

Zinc Die Cast

Catalog Number	K.O. Size	Flex Trade Size	ACG90 Cable Range		AC/MC Cable Range		Unit Qty.	Std. Pkg.
			Min.	Max.	Min.	Max.		
560-DC2	1/2"	3/8"	14/2 (.44")	10/3 (.61")	12/2 (.44")	10/4 (.61")	50	500
561-DC2	3/4"	---	10/3 (.61")	8/3 (.87")	10/4 (.61")	8/3 (.87")	50	500


Zinc Die Cast / Insulated Throat - 105°C

Catalog Number	K.O. Size	Flex Trade Size	ACG90 Cable Range		AC/MC Cable Range		Unit Qty.	Std. Pkg.
			Min.	Max.	Min.	Max.		
560-DC12	1/2"	3/8"	14/2 (.44")	10/3 (.61")	12/2 (.44")	10/4 (.61")	50	500
561-DC12	3/4"	---	10/3 (.61")	8/3 (.87")	10/4 (.61")	8/3 (.87")	50	500

Single Screw Strap Connectors



The BL-17 is used to connect ACG90 cable, MC-PCS, and flexible metal conduit to box or enclosure. Refer to the cable connector compatibility charts in the technical guide section for MCI-A, MC-PCS, and other cables.

 File No. E9391, E20534

Zinc Die Cast

Catalog Number	K.O. Size	Flex Trade Size	ACG90 Cable Range		Unit Qty.	Std. Pkg.
			Min.	Max.		
BL-17*	1/2"	1/2"	8/3	8/3	50	200
BL-18	3/4"	3/4"	6/3	6/3	25	100
BL-19	1"	1"	3/3	3/3	10	100

Zinc Die Cast / Insulated Throat - 105°C


Catalog Number	K.O. Size	Flex Trade Size	ACG90 Cable Range		Unit Qty.	Std. Pkg.
			Min.	Max.		
BL-17I*	1/2"	1/2"	8/3	8/3	50	200
BL-18I	3/4"	3/4"	6/3	6/3	25	100
BL-19I	1"	1"	3/3	3/3	10	100

* Listed for MC-PCS

Single Screw Strap Connector for MCI-A Cable



For connecting AC/MC cable to box or enclosure. Refer to the cable connector compatibility charts in the technical guide section for MCI-A and other cables.

 File No. E20534

Zinc Die Cast / Insulated Throat - 105°C

Catalog Number	K.O. Size	AC/MC Cable Range		Unit Qty.	Std. Pkg.
		Min.	Max.		
560-MCIA2	1/2"	14/2 (.38")	10/3 (.61")	50	500


Armored/Metal Clad Cable Fittings

"U" Shaped Strap Connectors

"U" Shaped Strap Connectors



Used to connect AC/MC cable or flexible metal conduit to box or enclosure. Refer to the cable connector compatibility charts in the technical guide section for MCI-A and other cables.

 File No. E20534

Zinc Plated Steel

Catalog Number	K.O. Size	Flex Trade Size	AC/MC Cable Range		Unit Qty.	Std. Pkg.
			Min.	Max.		
570-S	1/2"	3/8"	14/2 (.44")	10/2 (.66")	50	500

Low Profile "U" Shaped Strap Connectors





570-DC2

570-DCI2

570-DCR2

Used to connect AC/MC cable to box or enclosure. The 570-DC2 and 570-DCI2 are listed for MC-PCS cable, and CSA Listed for ACG90. Refer to the cable connector compatibility charts in the technical guide section for MCI-A, MC-PCS, and other cables.

 File No. E20534

 File No. LR39354: 570-DC2 and 570-DCI2

Zinc Die Cast

Catalog Number	K.O. Size	ACG90 Cable Range		AC/MC Cable Range		Unit Qty.	Std. Pkg.
		Min.	Max.	Min.	Max.		
570-DC2*	1/2"	14/2 (.42")	10/3 (.61")	14/2 (.42")	10/3 (.61")	50	500
570-DCR2	1/2"	---	---	14/2 (.43")	10/3 (.61")	50	500

Zinc Die Cast / Insulated Throat - 105°C


Catalog Number	K.O. Size	ACG90 Cable Range		AC/MC Cable Range		Unit Qty.	Std. Pkg.
		Min.	Max.	Min.	Max.		
570-DCI2*	1/2"	14/2 (.42")	10/3 (.61")	14/2 (.42")	10/3 (.61")	50	500

* Listed for MC-PCS

HCF Green® Color-Coded Connectors



Suitable for use with AC/MC/MC-PCS cable and Health Care Facility (HCF) cable. Refer to the cable connector compatibility charts in the technical guide section for MCI-A, MC-PCS, and other cables. Patented. US Patent 6,817,895.

 File No. E20534


Zinc Die Cast / Insulated Throat - 105°C

Catalog Number	Color	K.O. Size	AC/MC/MC-PCS Cable Range		Unit Qty.	Std. Pkg.
			Min.	Max.		
570-GI	Green	1/2"	14/2 (.42")	10/3 (.61")	50	500

Fire Alarm Cable Color-Coded Connectors



Suitable for use with AC/MC/MC-PCS and Fire Alarm MC Cable. Patented. US Patent 6,817,895.

 File No. E20534

Zinc Die Cast / Insulated Throat - 105°C

Catalog Number	Color	K.O. Size	Fire Alarm Cable Range		AC/MC/MC-PCS Cable Range		Unit Qty.	Std. Pkg.
			Min.	Max.	Min.	Max.		
570-RI	Red	1/2"	18/2 (.38") Solid TFN or THHN	12/4 (.61") 18/2 (.41") Solid Twisted Pair	14/2 (.42")	10/3 (.61")	50	500

Armored/Metal Clad Cable Fittings

"U" Shaped Strap Connectors


"U" Shaped Strap Connectors



571-DC2

571-S

Used to connect AC/MC cable and flexible metal conduit to box or enclosure. 571-DC2, 571-DCI2 and 571-SI are listed for use with MC-PCS Cable. Refer to the cable connector compatibility charts in the technical guide section.

 File No. E20534

Zinc Die Cast

Catalog Number	K.O. Size	Flex Trade Size	AC/MC Cable Range		Unit Qty.	Std. Pkg.
			Min.	Max.		
571-DC2*	1/2"	1/2"	8/3 (.70")	6/3 (.85")	50	200
572-DC2	3/4"	3/4"	4/3 (.94")	3/4 (1.04")	25	100
573-DC2	1"	1"	2/3 (1.18")	3-2/0 (1.35")	10	100

Zinc Die Cast / Insulated Throat - 105°C

Catalog Number	K.O. Size	Flex Trade Size	AC/MC Cable Range		Unit Qty.	Std. Pkg.
			Min.	Max.		
571-DCI2*	1/2"	1/2"	8/3 (.70")	6/3 (.85")	50	200
572-DCI2	3/4"	3/4"	4/3 (.94")	3/4 (1.04")	25	100
573-DCI2	1"	1"	2/3 (1.18")	3-2/0 (1.35")	10	100

Zinc Plated Steel

Catalog Number	K.O. Size	Flex Trade Size	AC/MC Cable Range		Unit Qty.	Std. Pkg.
			Min.	Max.		
571-S	1/2"	1/2"	8/3 (.70")	6/3 (.85")	50	200
572-S	3/4"	3/4"	4/3 (.94")	4/3 (1.04")	25	100
573-S	1"	1"	2/3 (1.18")	3-2/0 (1.35")	10	100

Zinc Plated Steel / Insulated Throat - 105°C

Catalog Number	K.O. Size	Flex Trade Size	AC/MC Cable Range		Unit Qty.	Std. Pkg.
			Min.	Max.		
571-SI*	1/2"	1/2"	8/3 (.70")	6/3 (.85")	50	200
572-SI	3/4"	3/4"	4/3 (.94")	4/3 (1.04")	25	100
573-SI	1"	1"	2/3 (1.18")	3-2/0 (1.35")	10	100

* Listed for MC-PCS

Duplex E-Z Lock® Locknut Connectors



3838-DC2



3838-DC12

For connecting 2 AC/MC/FMC cables to a box or enclosure. Simply snap cables into connector and tighten locknut to assemble into electrical box. Integral internal spring steel locking tabs fasten cable or conduit. Suitable for maintaining grounding continuity when installed in accordance with the NEC. Refer to the cable connector compatibility charts in the technical guide section for MCI-A and other cables.

File No. E20534

Zinc Die Cast

Catalog Number	K.O. Size	Flex Trade Size	AC/MC Cable Range		Unit Qty.	Std. Pkg.
			Min.	Max.		
3838-DC2	1/2"	3/8"	14/2 (.38")	10/2 (.59")	20	200

Zinc Die Cast / Insulated Throat - 105°C

Catalog Number	K.O. Size	Flex Trade Size	AC/MC Cable Range		Unit Qty.	Std. Pkg.
			Min.	Max.		
3838-DC12	1/2"	3/8"	14/2 (.38")	10/2 (.59")	20	200

Duplex Connectors



601-DC2, 621-DC2



691-DC2

For connecting AC/MC cable and flexible metal cable to box or enclosure. The 601-DC2 is CSA Listed for ACG90. Refer to the cable connector compatibility charts in the technical guide section for MCI-A, MC-PCS, and other cables.

File No. E20534

File No. LR39354

Zinc Die Cast

Catalog Number	K.O. Size	Flex Trade Size	ACG90 Cable Range		AC/MC Cable Range		Unit Qty.	Std. Pkg.
			Min.	Max.	Min.	Max.		
601-DC2	1/2"	3/8"	14/2 (.375")	10/3 (.625")	14/3 (.375")	10/3 (.625")	20	200
621-DC2*	3/4"	3/8"	---	---	14/4 (.44")	8/3 (.70")	25	100
691-DC2	1/2"	3/8"	---	---	14/2 (.42")	10/3 (.61")	20	200

* Listed for MC-PCS

Armored/Metal Clad Cable Fittings

Squeeze Type Connectors

Squeeze Connectors



Used to connect AC/MC cable or flexible metal conduit to box or enclosure. Refer to the cable connector compatibility charts in the technical guide section for MCI-A and other cables.

©UL_{US} File No. E20534: 403-1

©UL_{US} File No. E9391: 407-DC2 and 407-DC12

©UL_{US} File No. E9391: 403-DC2

Zinc Die Cast

Catalog Number	K.O. Size	Flex Trade Size	Cable Range		Unit Qty.	Std. Pkg.
			Min.	Max.		
403-DC2	1/2"	3/8"	12/3 (.58")	10/3 (.61")*	50	500
407-DC2	1/2"	1/2"	8/4 (.86")	6/4 (.92")**	50	200

*AC/MC **AC

Zinc Die Cast / Insulated Throat - 105°C

Catalog Number	K.O. Size	Flex Trade Size	Cable Range		Unit Qty.	Std. Pkg.
			Min.	Max.		
407-DC12	1/2"	1/2"	8/4 (.86")	6/4 (.92")	50	200

Malleable Iron / Insulated Throat - 105°C

Catalog Number	K.O. Size	Flex Trade Size	Cable Range		Unit Qty.	Std. Pkg.
			Min.	Max.		
403-I***	1/2"	3/8"	14/4 (.51")	6/3 (.835")	50	500

*** Listed for MC-PCS

Squeeze Connectors with Grounding Lug



To connect and bond flexible metal conduit and AC/HCF cables to box or enclosure. Refer to the cable connector compatibility charts in the technical guide section for MCI-A and other cables. Patented. US Patent D666,153.

©UL_{US} File No. E9391

Zinc Die Cast

Catalog Number	K.O. Size	Flex Trade Size	AC Cable Range		Ground Lug Range		Unit Qty.	Std. Pkg.
			Min.	Max.	Min.	Max.		
407-DC2G	1/2"	1/2"	.86"	92"	14 AWG	6 AWG	50	200

Multi-Purpose Connector Two Screw, Strap Type



Used to connect nonmetallic sheath cable (NM-B), AC/MC cable or flexible metal conduit to 1/4" knockout. Will fit 1/4" knockouts with flats, such as used in lighting applications.

 Recognized UL File No. E9391

Zinc Die Cast

Catalog Number	K.O. Size	Flex Trade Size	Nonmetallic Cable Range		AC/MC Cable Range		Unit Qty.	Std. Pkg.
			Min.	Max.	Min.	Max.		
563-DC2	1/4"	3/8"	14/2	12/2	14/2	12/2	50	500

Two Screw, Strap Type Connector





565-DC2



566-DC2

The 565-DC2 is for connecting MC cable to box or enclosure. The 566-DC2 is for connecting AC/MC cable. Both are CSA Listed for ACG90. Refer to the cable connector compatibility charts in the technical guide section for MCI-A and other cables.

 File No. E20534

 File No. LR39354

Zinc Die Cast

Catalog Number	K.O. Size	ACG90 Cable Range		Cable Range		Unit Qty.	Std. Pkg.
		Min.	Max.	Min.	Max.		
565-DC2	1/2"	14/2 (.43")	10/3 (.53")	14/2 (.38")	10/3 (.53")	100	1000
566-DC2	1/2"	14/2 (.43")	10/3 (.53")	12/2 (.44")	10/2 (.53")	100	1000


Armored/Metal Clad Cable Fittings

Two Screw, Strap Type Connectors

Two Screw Strap Type Connectors



Used to connect AC/MC cable or flexible metal conduit to box or enclosure. Refer to the cable connector compatibility charts in the technical guide section for MCI-A, MC-PCS, and other cables. Also listed for use with Teck90 cable in Dry Locations Only.

 File No. E20534

Zinc Die Cast


Catalog Number	K.O. Size	Flex Trade Size	AC/MC Cable Range		Teck90 Cable Range		Unit Qty.	Std. Pkg.
			Min.	Max.	Min.	Max.		
653-DC2*	1/2"	1/2"	8/2 (.675")	6/4 (.90")	10/3 (.68")	8/3 (.85")	25	100
655-DC2	3/4"	3/4"	6/3 (.85")	4/3 (1.10")	8/4 (.929")	6/3 (1.24")	20	100
657-DC2	1"	1"	4/3 (1.03")	1/3 (1.31")	6/3 (1.24")	2/3 (1.31")	5	25


*AC/FMC/MC-PCS

Two Screw Strap Type Connectors



Used to connect MC cable to box or enclosure. 682-DC2 is listed for AC/MC/MC-PCS.

 File No. E20534: 682-DC2

 File No. E202876: 683-DC2 thru 689-DC2; 683-DCI2 thru 689-DCI2 and 683-DCX2 thru 689-DCX2

Zinc Die Cast (Round Opening)

Catalog Number	K.O. Size	MC Cable Range		Unit Qty.	Std. Pkg.
		Min.	Max.		
682-DC2	3/4"	10/3 (.530")	6/4 (.865")*	10	100
683-DC2	1"	6/4 (.875")	4/3 (1.040")	10	100
684-DC2	1 1/4"	4/4 (1.100")	3/4 (1.250")	10	100
685-DC2	1 1/2"	2/4 (1.250")	3-2/0 (1.500")	5	25
686-DC2	2"	4-4/0 (1.750")	4-250 MCM (2.000")	2	10
687-DC2	2 1/2"	4-300 MCM (2.000")	4-500 MCM (2.500")	1	5
688-DC2	3"	4-500 MCM (2.375")	4-750 MCM (3.000")	1	5
689-DC2	3 1/2"	4-600 MCM (2.750")	4-750 MCM (3.500")	1	5

*AC/MC /MC-PCS

Zinc Die Cast (Round Opening) / Insulated Throat - 105°C

Catalog Number	K.O. Size	MC Cable Range		Unit Qty.	Std. Pkg.
		Min.	Max.		
683-DCI2	1"	6/4 (.750")	4/3 (1.040")	10	100
684-DCI2	1 1/4"	4/4 (1.100")	3/4 (1.250")	10	100
685-DCI2	1 1/2"	2/4 (1.250")	3-2/0 (1.500")	5	25
686-DCI2	2"	4-4/0 (1.750")	4-250 MCM (2.000")	2	10
687-DCI2	2 1/2"	4-300 MCM (2.000")	4-500 MCM (2.500")	1	5
688-DCI2	3"	4-500 MCM (2.375")	4-750 MCM (3.000")	1	5
689-DCI2	3 1/2"	4-600 MCM (2.750")	4-750 MCM (3.500")	1	5


Zinc Die Cast (Rectangular Opening)

Catalog Number	K.O. Size	MC Cable Range		Unit Qty.	Std. Pkg.
		Min.	Max.		
683-DCX2	1"	6/4 (.875")	4/3 (1.040")	10	100
684-DCX2	1 1/4"	4/4 (1.100")	3/4 (1.250")	10	100
685-DCX2	1 1/2"	2/4 (1.250")	3-2/0 (1.500")	5	25
686-DCX2	2"	4-4/0 (1.500")	4-250 MCM (1.850")	2	10
687-DCX2	2 1/2"	4-300 MCM (2.000")	4-500 MCM (2.500")	1	5
688-DCX2	3"	4-500 MCM (2.375")	4-750 MCM (3.000")	1	5
689-DCX2	3 1/2"	4-600 MCM (2.750")	4-750 MCM (3.500")	1	5

Four Screw Strap Type Connectors



Used to connect AC/MC cable to box or enclosure.

 File No. E202876

Malleable Iron (Rectangular Opening)

Catalog Number	K.O. Size	MC Cable Range		Unit Qty.	Std. Pkg.
		Min.	Max.		
683-XM	1"	6/4 (.84")	4/4 (1.10")	10	100
684-XM	1 1/4"	4/4 (1.05")	4-1/0 (1.34")	10	100
685-XM	1 1/2"	3-1/0 (1.34")	4-2/0 (1.52")	5	25
686-XM	2"	4-3/0 (1.52")	3-350 MCM (1.95")	2	10
687-XM	2 1/2"	3-350 MCM (1.95")	4-500 MCM (2.50")*	1	5
688-XM	3"	4-500 MCM (2.47")	4-750 MCM (2.86")*	1	5
689-XM	3 1/2"	4-500 MCM (2.65")	4-900 MCM (3.20")*	1	5

*MC only

MC-FLEXFIT® Adjustable MC Connector



Bridgeport's new 680-UI series of adjustable endstop connectors have an innovative one piece armor stop and insulated throat that provides greater conductor protection. These items have a two position/two screw hinge design which allows for a large cable range without needing separate bushings. The heavy duty steel construction supports large sized MC Feeder Cable.

Patented. US Patent D787,043; 9,373,919.

 Listed

Zinc Plated Steel

Catalog Number	K.O. Size	MC Cable Range		Unit Qty.	Std. Pkg.
		Min.	Max.		
683-UI	1"	6/3 (.78")	1-3 (1.12")	5	50
684-UI	1 1/4"	2-3 (1.00")	3/0-3 (1.46")	5	50
685-UI	1 1/2"	2/0-4 (1.36")	250-4 (1.77")	5	25
686-UI	2"	250-4 (1.70")	500-3 (2.20")	2	10
687-UI	2 1/2"	500-3 (2.10")	750-3 (2.70")	1	5
688-UI	3"	600-3 (2.63")	750-3 (2.90")	1	5
688-UIX	3"	750-3 (2.90")	750-4 (3.30")	1	5

Armored/Metal Clad Cable Fittings

JMC/TECK Connectors

Mighty-Seal® PVC Jacketed MC and TECK Cable Connectors



CONCRETE-TIGHT RAIN-TIGHT

For connecting PVC jacketed MC cable (parking deck/lot cable) or TECK cable to box or enclosure. Simply strip 7/8" to 1" of jacket from end of cable, loosen nut, and push cable into connector until cable reaches end stop. Tighten nut for raintight connection. Knockout gasket provides positive seal at 1/2" K.O. NPT tapered threads permits installation in threaded boxes. The 595-DC2C, 596-DC2C and 895-DC2C have a Cor-Shield Polyolefin coating and are listed for direct burial. Concrete-tight. NPT Thread. Polyethylene gasket. NEMA TYPE 2,3,3R, 4. DC2C versions are also NEMA TYPE 4X. Patented. US Patent D604,242; 6,737,584.

© US Pat. File No. E20534 (except 595-DC2C, 596-DC2C and 895-DC2C)

© Listed: 595-DC2C, 596-DC2C and 895-DC2C

Zinc Die Cast / Cor-Shield Polyolefin Coating

Cat No.	NPT Size	JMC	TECK 90	JMC Armor O.D.	TECK 90 Armor O.D.	JMC Jacket O.D.	TECK 90 Jacket O.D.	Unit Qty.	Std. Qty.
595-DC2	1/2"	12/2 to 10/3	14/2 to 12/2	.500" - .610"	.500" - .610"	.605" - .710"	.650" - .686"	15	60
596-DC2	1/2"	10/4 to 8/3	12/3 to 10/3	.645" - .685"	.650 - .700"	.723" - .795"	.710" - .761"	15	60
597-DC2	3/4"	8/4 to 6/3	10/4 - 8/3	.793" - .890"	.780" - .900"	.893" - .965"	.804" - .917"	5	50
895-DC2	1/2"	12/2 to 10/3	14/2 to 12/2	.500" - .610"	.500" - .610"	.605" - .710"	.650" - .686"	10	40

Zinc Die Cast / Insulated Throat - 105°C

Cat No.	NPT Size	JMC	TECK 90	JMC Armor O.D.	TECK 90 Armor O.D.	JMC Jacket O.D.	TECK 90 Jacket O.D.	Unit Qty.	Std. Qty.
595-DCI2	1/2"	12/2 to 10/3	14/2 to 12/2	.500" - .610"	.500" - .610"	.605" - .710"	.650" - .686"	15	60
596-DCI2	1/2"	10/4 to 8/3	12/3 to 10/3	.645" - .685"	.650 - .700"	.723" - .795"	.710" - .761"	15	60
895-DCI2	1/2"	12/2 to 10/3	14/2 to 12/2	.500" - .610"	.500" - .610"	.605" - .710"	.650" - .686"	10	40

Zinc Die Cast / Cor-Shield Polyolefin Coating

Cat No.	NPT Size	JMC	TECK 90	JMC Armor O.D.	TECK 90 Armor O.D.	JMC Jacket O.D.	TECK 90 Jacket O.D.	Unit Qty.	Std. Qty.
595-DC2C	1/2"	12/2 to 10/3	14/2 to 12/2	.500" - .610"	.500" - .610"	.605" - .710"	.650" - .686"	10	40
596-DC2C	1/2"	10/4 to 8/3	12/3 to 10/3	.645" - .685"	.650 - .700"	.723" - .795"	.710" - .761"	10	40
895-DC2C	1/2"	12/2 to 10/3	14/2 to 12/2	.500" - .610"	.500" - .610"	.605" - .710"	.650" - .686"	10	40

Mighty-Seal® DUPLEX JMC/TECK Connectors



Zinc Die Cast

Catalog Number	Trade Size	JMC	JMC Armor O.D.	JMC Jacket O.D.	Unit Qty.	Std. Qty.
695-DC2	3/4"	12/2 to 10/3	.480" - .640"	.580" - .720"	10	40

Catalog Number	Trade Size	TECK 90	TECK 90 Armor O.D.	TECK 90 Jacket O.D.	Unit Qty.	Std. Qty.
695-DC2	3/4"	12/2 to 14/4	.480" - .640"	.580" - .720"	10	40

Bridgeport's 695-DC2 makes it easy to connect multiple JMC/TECK cables to enclosures in wet locations.

Simply strip 7/8" to 1" of jacket from end of cable, loosen nut, and push cable into connector until cable reaches end stop. Knockout gasket provides positive seal at 1/2" K.O. NPT tapered threads permits installation in threaded boxes. NEMA TYPE 2,3,3R, 4.

Patented. US Patent D604,242; 6,737,584; 10,059,659.

Listed


Armored/Metal Clad Cable Fittings

90° Connectors

90° Duplex Connector



90° fitting with steel cover used to connect AC cable or flexible metal conduit to box or enclosure.

 File No. E20534


Zinc Die Cast


Catalog Number	K.O. Size	Flex Trade Size	AC Cable Range		Unit Qty.	Std. Pkg.
			Min.	Max.		
830-DC2	1/2"	3/8"	12/2 (.44")	10/3 (.61")	25	100


90° Connectors



90° fitting with cover for connecting MC cable to box or enclosure. Refer to the cable connector compatibility charts in the technical guide section for MCI-A, MC-PCS, and other cables.

 File No. E9391: 801-DC2 and 801-DCI2

 File No. E20534: 804-, 806-, 807-, 808-DC2 & DCI2

 File No. LR39354

Zinc Die Cast

Catalog Number	K.O. Size	Flex Trade Size	Metal Clad Cable Range		Unit Qty.	Std. Pkg.
			Min.	Max.		
801-DC2*	1/2"	3/8"	14/4 (.450")	10/4 (.625")	25	250
804-DC2	1/2"	1/2"	.750"	.875"	25	100
806-DC2	3/4"	3/4"	.875"	1.000"	10	50
807-DC2	1"	1"	1.187"	1.312"	---	25
808-DC2	1 1/4"	1 1/4"	1.500"	1.625"	---	25

Zinc Die Cast / Insulated Throat - 105°C

Catalog Number	K.O. Size	Flex Trade Size	Metal Clad Cable Range		Unit Qty.	Std. Pkg.
			Min.	Max.		
801-DCI2*	1/2"	3/8"	14/4 (.450")	10/4 (.625")	25	250
804-DCI2	1/2"	1/2"	.750"	.875"	25	100
806-DCI2	3/4"	3/4"	.875"	1.000"	10	50
807-DCI2	1"	1"	1.187"	1.312"	---	25
808-DCI2	1 1/4"	1 1/4"	1.500"	1.625"	---	25

* Listed for MC-PCS.

Transition Couplings



Couplings used to join EMT to flexible metal conduit and AC/MC cable. The patented 280-DCX has a steel strap.

The 280SP, 280SPMB and 281SPMB are patented Mighty-Merge® Designs. The 280SPMB and 281SPMB have set screw end for EMT and a Snap-In end for AC/MC cables and flexible metal conduit. The 280SPMB and 281SPMB has a Push-In ends for EMT and a Snap-In ends for AC/MC cables and flexible metal conduit. Patented. US Patent 8,487,197; 8,274,000; 6,765,143.

Refer to the cable connector compatibility charts in the technical guide section for MCI-A and other cables.

 US File No. E9391

Zinc Die Cast

Catalog Number	EMT Trade Size	Flex Trade Size	Nonmetallic Cable Range		AC/MC Cable Range		Unit Qty.	Std. Pkg.
			Min.	Max.	Min.	Max.		
280-DCX	1/2"	3/8"	(2) 14/2	(1) 10/3 or (2) 12/2	14/2 (.43")	10/3 (.61")	25	100
280SP	1/2"	3/8"	---	---	14/2 (.43")	10/3 (.61")	25	100
280SPMB	1/2"	3/8"	---	---	14/2 (.43")	10/3 (.61")	25	100
281SPMB	3/4"	---	---	---	10/4 (.61")	8/3 (.72")	25	100



Mighty-Merge® Transition Couplings



Couplings used to join EMT to flexible metal conduit and AC/MC cable. Refer to the cable connector compatibility charts in the technical guide section for MCI-A and other cables. Patented. US Patent D668,618.

 Listed

Zinc Die Cast

Catalog Number	EMT Trade Size	Flex Trade Size	AC/MC Cable Range		Unit Qty.	Std. Pkg.
			Min.	Max.		
4057-DC	3/4"	3/8"	14/2 (.43")	10/3 (.61")	25	100
4058-DC	3/4"	1/2"	10/4 (.63")	6/4 (.89")	25	100

Mighty-Merge® Transition Couplings




Zinc Die Cast

Catalog Number	EMT Trade Size	Flex Trade Size	AC/MC Cable Range		Unit Qty.	Std. Pkg.
			Min.	Max.		
4156-DC	1/2"	3/8"	14/2 (.43")	12/2 (.52")	10	40
4157-DC	3/4"	3/8"	14/2 (.43")	10/3 (.61")	25	100
4357-DC	1"	3/8"	14/2 (.43")	10/3 (.61")	5	20
4457-DC	1"	3/8"	14/2 (.43")	10/3 (.61")	5	20
5157-DC	3/4"	3/8"	14/2 (.43")	10/3 (.61")	25	100

Coupling used to join duplex AC/MC cable or flexible metal conduit to 3/4" EMT. Set screw type transitional fitting ideal for commercial and institutional facilities. A labor savings, compared to the traditional junction box installation. Simply remove the armor and expose the length of conductors to reach the device box or enclosure. Insert FMC or AC/MC until visible in inspection holes. Refer to the cable connector compatibility charts in the technical guide section for MCI-A and other cables. Patented. US Patent D581,877; D699,195; D755,728; D750,570; 9,252,577; 7,402,752.

 File No. E20534

 Listed 4156-DC, 4357-DC, 4457-DC

Mighty-Hold® Universal Clamp Straps



One piece clamp back and strap secures both cable and conduit. Secures EMT, Rigid, IMC, Metallic Liquid Tight, Nonmetallic Liquid Tight, FMC, and Schedule 40 and Schedule 80 PVC conduit, as well as steel and aluminum AC/MC cable. Patented. US Patent 9,243,723.

©  US File No. E161206

Zinc Plated Steel

Catalog Number	Trade Size	Unit Qty.	Std. Pkg.
UCS-5075	1/2" - 3/4"	50	250
UCS-75100	3/4" - 1"	50	250
UCS-100125	1" - 1 1/4"	25	100
UCS-125150	1 1/4" - 1 1/2"	--	25
UCS-150200	1 1/2" - 2"	--	25

One Hole Straps



Snap-on type strap used to support AC/MC cable or flexible metal conduit.

©  US File No. E161206

Zinc Plated Steel

Catalog Number	Flex Trade Size	AC/MC Cable Range		Unit Qty.	Std. Qty.
		Min.	Max.		
890-MC	---	14/2 (.475")	12/2 (.525")	100	1000
891-MC	---	14/3 (.540")	12/3 (.590")	100	1000
900-F	3/8"	12/4 (.560")	10/3 (.610")	100	1000

Armored/Metal Clad Cable Fittings

Universal Straps

Mighty-Hold® Universal Straps



For AC/MC/MCI-A cable and flexible metal conduit. The US-6171 also supports jacketed MC/MCI-A cable. Secures multiple sizes. Patented. US Patent D644,613.

©  US File No. E161206


Zinc Plated Steel

Catalog Number	Hole Size	Flex Trade Size	AC/MC Cable Range		Unit Qty.	Std. Pkg.
			Min.	Max.		
US-4461	.210"	3/8"	14/2 (.425")	10/3 (.61")	100	1000
US-6171	.210"	---	10/4 (.617")	8/3 (.710")	100	1000

Mighty-Hold™ Duplex Universal Straps



For AC/MC/MCI-A cable and flexible metal conduit. The USD-6171 also supports jacketed MC/MCI-A cable. Secures multiple sizes. Patented.

©  US File No. E161206


Zinc Plated Steel

Catalog Number	Flex Trade Size	Hole Size	Unit Qty.	Std. Pkg.
USD-4461	3/8"	.210"	100	1000
USD-6171	---	.210"	100	1000

Mighty-Hold® Universal Straps



For PVC jacketed steel MCI-A cable. Suitable for use in wet locations. Supports multiple sizes. Stainless Steel. Patented.

©  US File No. E161206

Stainless Steel

Catalog Number	Hole Size	Cable Range		Unit Qty.	Std. Pkg.
		Min.	Max.		
USS-6171	.210"	12/2 (.55")	10/3 (.71")	100	1000

AC/MC Cable Bracket



Positions AC/MC cables. Galvanized steel construction. Convenient slot and hole for attaching to stud with nails or screws.

© US File No. E161206

Steel

Catalog Number	AC/MC Cable Range		Unit Qty.	Std. Pkg.
	Min.	Max.		
895-MC	(4) 14/2	(4) 12/3	50	500

Cable Supports



NMCB-1



NMCB-3

NMCB-1 positions and supports nonmetallic and AC/MC cables. Also suitable for use with low voltage cabling to 3/8" diameter. Furnished with (2) No. 8 screws for use on wood or steel stud. Complies with NEC Articles 300.4(D) and 320.23(B). Patented.

NMCB-3 is provided with nails for use on wood studs or 3/4" thick furring strips to position and support AC/MC cables. May also be attached to metal studs or enclosures, or concrete block with No. 6 round head screws. Mounts in either horizontal or vertical direction. Low profile design and unique dimpled slots prevent accidental removal of cables. Patented.

© US File No. E161206


Polypropylene


Catalog Number	Cable Range		Unit Qty.	Std. Pkg.
	Min.	Max.		
NMCB-1	(6) 14/2	(6) 10/3 NM-B	25	100
		Or		
NMCB-3	(4) 14/2	(4) 12/2 AC/MC	25	100
	(5) 14/2	(5) 10/3 AC/MC		

Anti-Short Bushings "Redheads"



"Redheads" prevent damage to wire insulation when placed between the wire and armored sheath.

 File No. E11259

 File No. LR24719M5

Polyethylene - 90°C

Catalog Number	Trade Size	Flex Trade Size	Cable Size	Unit Qty.	Std. Pkg.
1000	0	5/16"	14/2, 14/3, 12/2	50	7000
1001	1	3/8"	14/4, 12/3, 6/1, 4/1	50	3500
1002	2	---	12/4, 10/2, 10/3, 2/1	50	7000
1003	3	1/2"	10/4, 8/2, 8/3, 1/1	20	2000
1004	4	3/4"	8/4, 6/2, 6/3, 4/2, 4/3, 6/4	20	1600
1005	5	1"	---	25	100
1006	6	1 1/4"	---	10	40
1007	7	1 1/2"	---	10	40
1008	8	2" - 2 1/2"	---	10	40

Transition Fittings

EMT to RIGID

Compression Transition Couplings



Compression type fitting used to join EMT to rigid or IMC. Concrete-tight.

 Listed

Zinc Die Cast

Catalog Number	EMT Trade Size	Rigid Trade Size	Unit Qty.	Std. Pkg.
291-CDC	3/4"	3/4"	15	150
292-CDC	1"	1"	10	100
295-CDC	2"	2"	2	10

Set Screw Transition Couplings





Zinc



Steel

Set screw type fitting used to join EMT to rigid or IMC. Concrete-tight. Furnished with Tri-Drive slot/Phillips/Robertson head screws. Patented. US Patent D600,651.

 Listed: 290-DC thru 292-DC

 File No. E9391: 290-S thru 292-S

Zinc Die Cast

Catalog Number	EMT Trade Size	Rigid Trade Size	Unit Qty.	Std. Pkg.
290-DC	1/2"	1/2"	50	200
291-DC	3/4"	3/4"	25	100
292-DC	1"	1"	25	100

Zinc Plated Steel

Catalog Number	EMT Trade Size	Rigid Trade Size	Unit Qty.	Std. Pkg.
290-S	1/2"	1/2"	25	100
291-S	3/4"	3/4"	25	100
292-S	1"	1"	10	50

Mighty-Merge® Raintight Combination Couplings



Zinc Die Cast

Catalog Number	EMT Trade Size	Rigid Trade Size	Unit Qty.	Std. Pkg.
290-RT	1/2"	1/2"	25	100
291-RT	3/4"	3/4"	25	100
292-RT	1"	1"	10	50
293-RT	1 1/4"	1 1/4"	5	25
294-RT	1 1/2"	1 1/2"	2	20
295-RT	2"	2"	2	20
299-RT	4"	4"	1	5

Couplings used to transition EMT to rigid for a secure raintight/wet location seal. Patented. US Patent 7,390,027.



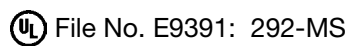
Compression Transition Couplings



Zinc Plated Steel

Catalog Number	EMT Trade Size	Rigid Trade Size	Unit Qty.	Std. Pkg.
290-MS	1/2"	1/2"	25	100
291-MS	3/4"	3/4"	25	100
292-MS	1"	1"	10	50

Used to join rigid or IMC to EMT. Coupling internally threaded for rigid / IMC. Compression end for EMT. Concrete-tight.



Transition Fittings

EMT to AC/MC/FMC

Transition Couplings



280-DC



280-DCX



281-DC, 282-DC, 282-DCX,
283-DC Thru 286-DC,
282-DCR Thru 286-DCR



280SP



280SPMB

Set screw type couplings used to join EMT to AC/MC and flexible metal conduit. See below. The patented 280-DCX and 280-DC have steel straps.

The 280SP, 280SPMB and 281SPMB are patented Mighty-Merge® Designs. The 280SP has a set screw end for EMT and a Snap-In end for AC/MC cables and flexible metal conduit. The 280SPMB and 281SPMB have Push-In ends for EMT and a Snap-In ends for AC/MC cables and flexible metal conduit.

Refer to the cable connector compatibility charts in the technical guide section for MCI-A and other cables.

280SPMB and 281SPMB are Patented. US Patent 8,487,197; 8,274,000; 6,765,143. 287-XS through 290-XS are Patented. US Patent 8,690,194; D691,963; D689,026

ETL Listed: 287-XS, 288-XS, 289-XS, 290-XS

UL File No. E9391: 280-DC, 280-DCX, 280SPMB, 280SP, 281-DC, 282-DC, 283-DC Through 286-DC, 282-DCR Through 286-DCR

Zinc Die Cast

Catalog Number	EMT	Flex	Nonmetallic		AC/MC		Unit Qty.	Std. Pkg.
	Trade Size	Trade Size	Cable Range Min.	Cable Range Max.	Cable Range Min.	Cable Range Max.		
280-DC	1/2"	---	14/2	10/3	---	---	25	100
280-DCX	1/2"	3/8"	(2) 14/2	10/3 or (2) 12/2	14/2 (.43")	10/3 (.61")	25	100
280SP	1/2"	3/8"	---	---	14/2 (.43")	10/3 (.61")	25	100
280SPMB	1/2"	3/8"	---	---	14/2 (.43")	10/3 (.61")	25	100
281SPMB	3/4"	---	---	---	10/4 (.61")	8/3 (.72")	25	100

Zinc Die Cast

Catalog Number	EMT Trade Size	Flex Trade Size	Unit Qty.	Std. Pkg.
281-DC	1/2"	1/2"	25	250
282-DC	3/4"	3/4"	25	100
282-DCX	3/4"	1/2"	25	100
283-DC	1"	1"	10	100
284-DC	1 1/4"	1 1/4"	4	40
285-DC	1 1/2"	1 1/2"	2	20
286-DC	2"	2"	2	20


Zinc Die Cast

Catalog Number	Rigid Trade Size	Flex Trade Size	Unit Qty.	Std. Pkg.
282-DCR	3/4"	3/4"	25	100
283-DCR	1"	1"	10	100
284-DCR	1 1/4"	1 1/4"	4	40
285-DCR	1 1/2"	1 1/2"	2	20
286-DCR	2"	2"	2	20

Zinc Plated Steel

Catalog Number	EMT Trade Size	Flex Trade Size	Unit Qty.	Std. Pkg.
287-XS	2 1/2"	2 1/2"	1	4
288-XS	3"	3"	1	4
289-XS	3 1/2"	3 1/2"	---	2
290-XS	4"	4"	---	1

Mighty-Merge® Transition Couplings



4057-DC

4058-DC

Couplings used to join EMT to flexible metal conduit and AC/MC cable. Refer to the cable connector compatibility charts in the technical guide section for MCI-A and other cables. Patented. US Patent D668,618.



Zinc Die Cast

Catalog Number	EMT Trade Size	Flex Trade Size	AC/MC Cable Range		Unit Qty.	Std. Pkg.
			Min.	Max.		
4057-DC	3/4"	3/8"	14/2 (.43")	10/3 (.61")	25	100
4058-DC	3/4"	1/2"	10/4 (.63")	6/4 (.89")	25	100

Mighty-Merge® Transition Couplings



4156-DC

4357-DC

4157-DC

4357-NM


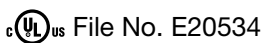
4457-DC

5157-DC

Coupling used to join duplex AC/MC cable or flexible metal conduit to EMT. Set screw type transitional fitting ideal for commercial and institutional facilities. A labor savings, compared to the traditional junction box installation. Simply remove the armor and expose the length of conductors to reach the device box or enclosure. Insert FMC or AC/MC until visible in inspection holes. Refer to the cable connector compatibility charts in the technical guide section for MCI-A and other cables. Patented.

4156-DC through 4457-DC: US Patent D581,877; D699,195; D755,728; D750,570; 9,252,577; 7,402,752.

4357-NM: US Patent D795,814; D792,855; D775,590; 9,608,417.



Zinc Die Cast

Catalog Number	EMT Trade Size	Flex Trade Size	AC/MC Cable Range		Unit Qty.	Std. Pkg.
			Min.	Max.		
4156-DC	1/2"	3/8"	14/2 (.43")	12/2 (.52")	10	40
4157-DC	3/4"	3/8"	14/2 (.43")	10/3 (.61")	25	100
4357-DC	1"	3/8"	14/2 (.43")	10/3 (.61")	5	20
4457-DC	1"	3/8"	14/2 (.43")	10/3 (.61")	5	20
5157-DC	3/4"	3/8"	14/2 (.43")	10/3 (.61")	25	100

Plastic

Catalog Number	EMT Trade Size	AC/MC Cable Range		Unit Qty.	Std. Pkg.
		Min.	Max.		
4357-NM	3/4"	(1) 10/2	(1) 14/2	10	40
		OR			
		(1) 12/4			
		OR			
		(1) 10/3	(1) 14/3		
		OR			
		(1) 12/2 and (1) 14/2 or (1) 10/2			
		OR			
(2) 14/3 or (2) 12/3					
OR					
(2) 10/2	(2) 14/2				

Transition Fittings

EMT to FMC

Transition Couplings



Compression type end for EMT. Two-screw steel strap end for flexible metal conduit.

Malleable Iron

Catalog Number	EMT Trade Size	Flex Trade Size	Unit Qty.	Std. Pkg.
280	1/2"	3/8"	25	100
281	1/2"	1/2"	20	100

Transition Couplings



Coupling used to join EMT to flexible metal conduit. Screw-in end for flex. Compression end for EMT.

Zinc Die Cast

Catalog Number	EMT Trade Size	Flex Trade Size	Unit Qty.	Std. Pkg.
581-DC	1/2"	1/2"	50	500
582-DC	3/4"	3/4"	25	250
583-DC	1"	1"	10	100

 File No. E9391

581-DC UL also listed for use with XRWFMC.

90 Degree EMT to FMC Transition Couplings



90 Degree Coupling used to join EMT to flexible metal conduit. Squeeze end for flex. Set Screw end for EMT.

 Listed.


Aluminum

Catalog Number	EMT Trade Size	Flex Trade Size	Unit Qty.	Std. Pkg.
276-XS	2"	2"	---	---
277-XS	2 1/2"	2 1/2"	---	---
278-XS	3"	3"	---	---
279-XS	3 1/2"	3 1/2"	---	---
280-XS	4"	4"	---	---

Squeeze Transition with Grounding Lug



To connect and bond flexible metal conduit to EMT conduit.

 File No. E9391

Zinc Die Cast / Insulated Throat - 105°C

Catalog Number	K.O. Size	Flex Trade Size	Ground Lug Range		Unit Qty.	Std. Pkg.
			Min.	Max.		
281-DCG	1/2"	1/2"	14 AWG	6 AWG	25	100

Mighty-Merge® Two-to-One Transition Couplings



Zinc Die Cast

Catalog Number	Trade Size	Unit Qty.	Std. Pkg.
4256-DC	(2) 1/2" to (1) 3/4"	10	40
4258-DC	(2) 3/4" to (1) 1"	10	40

Used to join two lengths of EMT conduit into one. The 4256-DC joins two 1/2" EMT to one 3/4" EMT. The 4258-DC joins two 3/4" EMT to one 1" EMT. Patented. US Patent 8,242,369; D619,967.

 File No. E24001

Transition Fittings

EMT TO LIQUID TIGHT

Transition Couplings



Zinc Die Cast

Catalog Number	EMT Trade Size	LT Trade Size	Unit Qty.	Std. Pkg.
4360-DC	1/2"	1/2"	25	100
4361-DC	3/4"	3/4"	10	50
4362-DC	1"	1"	10	50
4363-DC	1 1/4"	1 1/4"	5	25
4364-DC	1 1/2"	1 1/2"	5	25
4365-DC	2"	2"	5	20

Coupling used to join either metallic or nonmetallic (Type "B") liquid tight to EMT. Concrete-tight. UL Listed "Raintight". Patented. US Patent 7,390,027.

 File No. E24001

Raintight Transition Couplings



Steel

Catalog Number	LT Trade Size	Rigid Trade Size	Unit Qty.	Std. Pkg.
4369-LT	3/8"	1/2"	25	125
4370-LT	1/2"	1/2"	20	100
4371-LT	3/4"	3/4"	10	50
4372-LT	1"	1"	5	25
4373-LT	1 1/4"	1 1/4"	4	20
4374-LT	1 1/2"	1 1/2"	3	15
4375-LT	2"	2"	2	10

Used to join rigid or IMC to metallic liquid tight conduit. Concrete-tight. UL Listed "Raintight".

 File No. E9391

Mighty-Seal® DUPLEX JMC/TECK Transition Couplings



Bridgeport's 4195-DC and 5195-DC make it easy to transition between 3/4" EMT or Rigid Conduit and multiple JMC/TECK cables in wet locations.

Simply strip 7/8" to 1" of jacket from end of cable, loosen nut, and push cable into connector until cable reaches end stop. Tighten nut for raintight connection. NPT tapered threads permits installation in threaded boxes. NEMA TYPE 2,3,3R, 4.

Patented. US Patent D604,242; 6,737,584; 10,059,659.

Listed

Zinc Die Cast

Catalog Number	JMC	JMC Armor O.D.	JMC Jacket O.D.	Unit Qty.	Std. Qty.
4195-DC	12/2 to 10/3	.480" - .640"	.580" - .720"	10	40

Catalog Number	TECK 90	TECK 90 Armor O.D.	TECK 90 Jacket O.D.	Unit Qty.	Std. Qty.
4195-DC	12/2 to 14/4	.480" - .640"	.580" - .720"	10	40

Zinc Die Cast

Catalog Number	JMC	JMC Armor O.D.	JMC Jacket O.D.	Unit Qty.	Std. Qty.
5195-DC	12/2 to 10/3	.480" - .640"	.580" - .720"	10	40

Catalog Number	TECK 90	TECK 90 Armor O.D.	TECK 90 Jacket O.D.	Unit Qty.	Std. Qty.
5195-DC	12/2 to 14/4	.480" - .640"	.580" - .720"	10	40


Nonmetallic Cable & Portable Cord Fittings


Strap Type Connectors

Single Screw Strap Type Connector With Tri-Drive Screw



For connecting nonmetallic cable to box or enclosure. CSA Listed for ACG890.

 File No. E20534

 File No. LR39354

Zinc Die Cast

Catalog Number	K.O. Size	ACG90 Cable Range		Nonmetallic Cable Range		Unit Qty.	Std. Pkg.
		Min.	Max.	Min.	Max.		
560-DC2	1/2"	14/2	10/3	14/2	10/2	50	500

Multi-Purpose Connector Two Screw, Strap Type



Used to connect nonmetallic sheath cable (NM-B), AC/MC cable or flexible metal conduit to 1/4" knockout. Will fit 1/4" knockouts with flats, such as used in lighting applications.

 Recognized UL File No. E9391

Zinc Die Cast

Catalog Number	K.O. Size	Flex Trade Size	AC/MC Cable Range		Nonmetallic Cable Range		Unit Qty.	Std. Pkg.
			Min.	Max.	Min.	Max.		
563-DC2	1/4"	3/8"	14/2	12/2	14/2	12/2	50	500


PVC “Snap-In” Type Connectors





616-NMD

617-NMD

For connecting nonmetallic cable to box or enclosure. Locknut not required.

 File No. E11698


PVC


Catalog Number	K.O. Size	Nonmetallic Cable Range		Unit Qty.	Std. Pkg.
		Min.	Max.		
616-NMD 	1/2"	(1) 14/2	(1) 6/2	100	1000
		Or			
		(2) 14/2 In Any Combination	(2) 12/3		
617-NMD 	3/4"	(1) 8/2	(1) 6/3	50	500

PVC “Snap-In” Type Connectors





For connecting nonmetallic cable or portable cord to box or enclosure.

 File No. E11698

 File No. LR74878

PVC

Catalog Number	K.O. Size	Nonmetallic Cable Range		Cord Diameter		Unit Qty.	Std. Pkg.
		Min.	Max.	Min.	Max.		
620-NM 	1/2"	(1) 14/2	(1) 10/3	.297	.594	50	500
		Or					
		(2) 14/2	(2) 12/2				
621-NM 	3/4"	(1) 8/3	(1) 6/3	.500	.844	25	250
		Or					
		(2) 12/3	(2) 8/3				


Nonmetallic Cable & Portable Cord Fittings

Single Screw Strap Type Connectors

E-Z Lock® Single Screw, Strap Type Connector



For connecting nonmetallic cable to box or enclosure. Also listed for use with SJO cord. Simply snap connector into electrical box. External spring steel locking tabs secures connector to electrical box. Patented E-Z Lock® design. US Patent D596,578; 7,952,034; 7,154,042; 7,151,223; 6,916,988; 6,872,886.

 File No. E11698

Zinc Die Cast


Catalog Number	K.O. Size	SJO Cord Cable Range		Nonmetallic Cable Range		Unit Qty.	Std. Pkg.
		Min.	Max.	Min.	Max.		
651SP	1/2"	18/3	12/3	(1) 14/2	(1) 10/3	100	1000
				Or			
				(2) 14/2	(2) 12/2		



Single Screw, Strap Type Connector



For connecting nonmetallic cable or SJO cord to box or enclosure. US Patent D473,783.

 File No. E11698

Zinc Die Cast

Catalog Number	K.O. Size	SJO Cord Cable Range		Nonmetallic Cable Range		Unit Qty.	Std. Pkg.
		Min.	Max.	Min.	Max.		
651-DC2	1/2"	18/3	12/3	(1) 14/2	(1) 12/2	100	1000
				Or			
				(1) 14/2	(1) 10/3		

Two Screw, Strap Type Connectors





566-DC2


660-DC2 thru
666-DC2


650-DC2 thru
676-DC2

For connecting nonmetallic cable to box or enclosure. The 650-HD2 has a die cast strap for heavy duty use. 651SP is Patented. US Patent D596,578; 7,952,034.

 File No. E20534: 566-DC2

 File No. E11698: 650-DC2, 651SP, 650-HD2

 File No. E15123: 660-DC2 thru 666-DC2; 670-DC2 thru 676-DC2

 File No. LR39354: 566-DC2, 650-DC2, 660-DC2, 670-DC2

*650-DC2 is suitable for use with 18/3 to 12/3 SJO cord

*650-HD2 is suitable for use with 16/2 to 14/3 SJO cord

Zinc Die Cast - Round Cable

Catalog Number	K.O. Size	Nonmetallic Cable Range		Unit Qty.	Std. Pkg.
		Min.	Max.		
566-DC2	1/2"	(1) or (2) 14/2	(2) 12/2	100	1000
		Or			
		(1) 14/2	(1) 10/2		
660-DC2	3/4"	.680"	.800"	25	250
662-DC2	1"	.850"	1.000"	10	100
664-DC2	1 1/4"	1.090"	1.300"	10	100
665-DC2	1 1/2"	1.187"	1.490"	---	25
666-DC2	2"	1.750"	1.950"	---	25

Zinc Die Cast - Oval Cable

Catalog Number	K.O. Size	Nonmetallic Cable Range		Unit Qty.	Std. Pkg.
		Height	Width		
650-DC2*	1/2"	(1) or (2) 14/2	(1) or (2) 12/2	100	1000
		Or			
		(1) 14/2	(1) 10/3		
650-HD2*	1/2"	(1) or (2) 14/2	(1) or (2) 12/2	100	1000
		Or			
		(1) 14/2	(1) 10/3		
670-DC2	3/4"	.437"	.625"	25	250
672-DC2	1"	.500"	.750"	10	100
674-DC2	1 1/4"	.625"	1.062"	10	100
675-DC2	1 1/2"	.750"	1.250"	---	25
676-DC2	2"	1.062"	1.625"	---	25


UF Connectors



Zinc Die Cast

Catalog Number	Trade Size	Cable Size		Unit Qty.	Std. Pkg.
		Min.	Max.		
761-UF	1/2"	14/2 (.250")	10/2 (.500")	25	100
762-UF	3/4"	14/3 (.260")	10/3 (.720")	10	50


Connector provides watertight seal around underground feeder cable. Tapered (NPT) threads.

 File No. E11698

Two-Piece Clamp Type Connectors



For connecting single nonmetallic cable to box or enclosure. Locknut not required.

 File No. E11698: 642 thru 644

Zinc Plated Steel

Catalog Number	K.O. Size	Nonmetallic Cable Range		Unit Qty.	Std. Pkg.
		Min.	Max.		
642	1/2"	.180"	.560"	100	1000
643	3/4"	.250"	.830"	50	500
644	1 1/4"	.250"	.980"	50	250
645	1 1/2"	.312"	1.125"	20	100

Nonmetallic Cable & Portable Cord Fittings

Multi-NM Connectors

Mighty-Merge® Multi-NM Connector



Push-in nonmetallic fitting used to connect multiple nonmetallic cables to box or enclosure. Patented. US Patent D795,814; D792,855; 9,608,417.

Listed

Plastic

Catalog Number	K.O. Size	Nonmetallic Cable Range		Unit Qty.	Std. Pkg.
		Min.	Max.		
630-NM2	3/4"	(1) 10/2	(1) 14/2	10	40
		OR			
		(1) 12/4			
		OR			
		(1) 10/3	(1) 14/3		
		OR			
		(1) 12/2 and (1) 14/2 or (1) 10/2			
		OR			
(2) 14/3 or (2) 12/3					
OR					
(2) 10/2		(2) 14/2			

Duplex Connector



Strap type fitting used to connect nonmetallic cable, flexible metal conduit and AC/MC cables to box or enclosure. CSA Listed for ACG90. Refer to the cable connector compatibility charts in the technical guide section.

File No. E20534

File No. LR39354

Zinc Die Cast

Catalog Number	K.O. Size	Flex Trade Size	ACG90 and AC/MC Cable Range		Nonmetallic Cable Range		Unit Qty.	Std. Pkg.
			Min.	Max.	Min.	Max.		
601-DC2	1/2"	3/8"	14/2 (.375")	10/3 (.625")	(1) 14/2	(1) 10/3	20	200

Mighty-Merge® Multi-NM Transition



Push-in nonmetallic fitting used to connect multiple nonmetallic cables to EMT. Patented. US Patent D795,814; D792,855; D775,590; 9,608,417.

Listed

Plastic

Catalog Number	EMT Trade Size	Nonmetallic Cable Range		Unit Qty.	Std. Pkg.
		Min.	Max.		
4357-NM	3/4"	(1) 10/2	(1) 14/2	10	40
		OR			
		(1) 12/4			
		OR			
		(1) 10/3	(1) 14/3		
		OR			
		(1) 12/2 and (1) 14/2 or (1) 10/2			
		OR			
		(2) 14/3 or (2) 12/3			
		OR			
(2) 10/2		(2) 14/2			

Transition Couplings



Set screw type couplings used to join EMT to nonmetallic cable. Steel strap. Patented.

File No. E9391

Zinc Die Cast

Catalog Number	Nonmetallic Cable Range		Unit Qty.	Std. Pkg.
	Min.	Max.		
280-DC	(2) 14/2	(2) 12/2	25	100
	(1) 14/2	(1) 10/3		
280-DCX	(2) 14/2	(1) 10/3 or (2) 12/2	25	100

Nonmetallic Cable & Portable Cord Fittings


Steel Cord Grips

Steel Cord Grip Connectors, Straight



Bridgeport's line of high quality, made in the USA, cord grip fittings is the electrician's smart choice. Each fitting is identified by a color coded grommet

that clearly indicates the minimum-maximum cable diameter range for which the connector can be used. Bridgeport's cord grips meet the requirements of rugged service on all types of equipment, in all non-hazardous areas. Our 105°C rated neoprene sealing grommets grip the cable jacket firmly but safely providing strain relief and protecting the internal wiring connections from tension on the cable or cord. The steel washer reduces friction between the grommet and the compression nut to provide even pressure distribution, eliminating leakage resulting from grommet distortion. NPT Thread. Polypropylene or Polyethylene gasket. NEMA TYPE 2,3,3R, 4 & 12.

 File No. E11259

Zinc Plated Steel

Catalog Number	Size	Cord Range Min.	Cord Range Max.	For Types S, SO, ST & STO	For Types SJ, STO, SJT SJTO, SVO, & BUS DROP	Color	Unit Qty.	Std. Pkg.
CG770-250	1/2"	.150	.250		18-2, 3 SVO	Red	25	250
CG770-350	1/2"	.250	.350		18-2, 3 SJT 18-2, 3, 4 SJO 16-2, 3, SJO	White	25	250
CG770-450	1/2"	.350	.450	18-2, 3, 4 16-2, 2, 4	16-4 SJO 14-2,3,4 SJO 12-2550 14-3 BUS DROP	Blue	25	250
CG770-560	1/2"	.450	.550	18-5, 6, 7 16-5, 6 14-2, 3	12-3 SJO 12-3 & 10-3 BUS DROP	Green	25	250
CG770-650	1/2"	.550	.650	18-8, 10 16-7, 8 14-4 12-2, 3 10-2		Beige	25	250
CG771-250	3/4"	.150	.250		18-2 & 3 SVO	Red	10	100
CG771-350	3/4"	.250	.350		18-2,3 SJT 18-2,3,4 SJO 16-2,3 SJO	White	10	100
CG771-450	3/4"	.350	.450	18-2, 3, 4 16-2, 3, 4	16-4SJO 14-2, 3, 4 SJO 12-2 SJO 14-3 BUS DROP	Blue	10	100
CG771-560	3/4"	.450	.550	18-5, 6, 7 16-5, 6 14-2, 3	12-3 SJO 12-3 & 10-3 BUS DROP	Green	10	100
CG771-650	3/4"	.550	.650	18-8,10 16-7, 8 14-4 12-2, 3 10-2		Beige	10	100
CG771-750	3/4"	.650	.750	18-12,14 16-10,12 14-5, 6, 7 12-4, 5 10-3, 4 8-2	8-3 BUS DROP	Yellow	10	100
CG771-850	3/4"	.750	.850	18-16,18, 20 16-14, 16, 18 14-8 12-6, 7, 8 10-5 8-3, 4 6-2	6-3 BUS DROP	Purple	5	100
CG772-560	1"	.450	.550	18-5, 6, 7 16-5, 6 14-2, 3	12-3 SJO 12-3 & 10-3 BUS DROP	Green	5	50
CG772-650	1"	.550	.650	18-8, 10 16-7, 8 14-4 12-2, 3 10-2		Beige	5	50
CG772-750	1"	.650	.750	18-2,14 16-10,12 14-5, 6, 7 12-4, 5 10-3, 4 8-2	8-3 BUS DROP	Yellow	5	50
CG772-850	1"	.750	.850	18-16,18, 20 16-14, 16, 18 14-8 12-6, 7, 8 10-5 8-3, 4 6-2	6-3 BUS DROP	Purple	5	50
CG772-950	1"	.850	.950	18-22, 24, 26 16-20, 22, 24 14-10, 12 10-6, 7, 8 6-3, 4	4-3 BUS DROP	Gray	5	50
CG772-1050	1"	.950	1.050	18-30 16-26 14-14, 16 12-10 4-3		Black	5	50

Steel Cord Grip Connectors, Straight *Continued...*

Zinc Plated Steel

Catalog Number	Size	Cord Range		For Types S, SO, ST & STO	For Types SJ, STO, SJT SJTO, SVO, & BUS DROP	Color	Unit Qty.	Std. Pkg.
		Min.	Max.					
CG773-850	1 1/4"	.750	.850	18-16,18,20 16-14,16,18 14-8 12-6,7,8 10-5 8-3,4 6-2	6-3 BUS DROP	Purple	5	25
CG773-950	1 1/4"	.850	.950	18-22,24,26 16-20, 22, 24 14-10,12 10-6,7, 6-3,4	4-3 BUS DROP	Grey	5	25
CG773-1050	1 1/4"	.950	1.050	18-30 16-26 14-14,16 12-10 4-3	-	Black	5	25
CG773-1150	1 1/4"	1.050	1.150	18-36,40 16-30,36 14-18,20 12-12,14 10-10 4-4	2-3 BUS DROP	Orange	5	25
CG773-1250	1 1/4"	1.150	1.250	16-40 14-22 12-16,18 10-12,14 2-3	-	Red	5	25
CG773-1375	1 1/4"	1.250	1.375	14-24,26,30 12-20 10-16 2-4	-	White	5	25
CG774-1050	1 1/2"	0.950	1.050	18-30 16-26 14-14,16 12-10 4-3	-	Black	2	20
CG774-1150	1 1/2"	1.050	1.150	18-36,40 16-30,36 14-18,20 12-12,14 10-10 4-4	2-3 BUS DROP	Orange	2	20
CG774-1250	1 1/2"	1.150	1.250	16-40 14-22 12-16,18 10-12,14 2-3	-	Red	2	20
CG774-1375	1 1/2"	1.250	1.375	12-24,26,30 12-20 10-16 2-4	-	White	2	20

Nonmetallic Cable & Portable Cord Fittings


Aluminum Cord Grips

Aluminum Cord Grip Connectors, Straight



Bridgeport's line of high quality, made in the USA, cord grip fittings is the electrician's smart choice. Each fitting is identified by a color coded grommet

that clearly indicates the minimum-maximum cable diameter range for which the connector can be used. Bridgeport's cord grips meet the requirements of rugged service on all types of equipment, in all non-hazardous areas. Our 105°C rated neoprene sealing grommets grip the cable jacket firmly but safely providing strain relief and protecting the internal wiring connections from tension on the cable or cord. The washer reduces friction between the grommet and the compression nut to provide even pressure distribution, eliminating leakage resulting from grommet distortion. NPT Thread. Polypropylene or Polyethylene gasket. NEMA TYPE 2,3,3R, 4 & 12.

 File No. E11259


Aluminum


Catalog Number	Size	Cord Range Min.	Cord Range Max.	For Types S, SO, ST & STO	For Types SJ, STO, SJT SJTO, SVO, & BUS DROP	Color	Unit Qty.	Std. Pkg.
CGA770250	1/2"	.150	.250		18-2, 3 SVO	Red	25	250
CGA770350	1/2"	.250	.350		18-2, 3 SJT 18-2, 3, 4 SJO 16-2, 3, SJO	White	25	250
CGA770450	1/2"	.350	.450	18-2, 3, 4 16-2, 2, 4	16-4 SJO 14-2,3,4 SJO 16-2, 3 SJO	Blue	25	250
CGA770560	1/2"	.450	.550	18-5, 6, 7 16-5, 6 14-2, 3	12-3 SJO 12-3 & 10-3 BUS DROP	Green	25	250
CGA770650	1/2"	.550	.650	18-8, 10 16-7, 8 14-4 12-2, 3 10-2		Beige	25	250
CGA771250	3/4"	.150	.250		18-2 & 3 SVO	Red	10	100
CGA771350	3/4"	.250	.350		18-2,3 SJT 18-2,3,4 SJO 16-2,3 SJO	White	10	100
CGA771450	3/4"	.350	.450	18-2, 3, 4 16-2, 3, 4	16-4SJO 14-2, 3, 4 SJO 12-2 SJO 14-3 BUS DROP	Blue	10	100
CGA771560	3/4"	.450	.550	18-5, 6, 7 16-5,6 14-2, 3	12-3 SJO 12-3 & 10-3 BUS DROP	Green	10	100
CGA771650	3/4"	.550	.650	18-8,10 16-7, 8 14-4 12-2, 3 10-2		Beige	10	100
CGA771750	3/4"	.650	.750	18-12,14 16-10,12 14-5, 6, 7 12-4, 5 10-3, 4 8-2	8-3 BUS DROP	Yellow	10	100
CGA771850	3/4"	.750	.850	18-16,18,20 16-14, 16, 18 14-8 12-6, 7, 8 10-5 8-3, 4 6-2	6-3 BUS DROP	Purple	5	100
CGA772560	1"	.450	.550	18-5, 6, 7 16-5, 6 14-2, 3	12-3 SJO 12-3 & 10-3 BUS DROP	Green	5	50
CGA772650	1"	.550	.650	18-8, 10 16-7, 8 14-4 12-2, 3 10-2		Beige	5	50
CGA772750	1"	.650	.750	18-2,14 16-10,12 14-5, 6, 7 12-4, 5 10-3, 4 8-2	8-3 BUS DROP	Yellow	5	50
CGA772850	1"	.750	.850	18-16,18, 20 16-14, 16, 18 14-8 12-6, 7, 8 10-5 8-3, 4 6-2	6-3 BUS DROP	Purple	5	50
CGA772950	1"	.850	.950	18-22, 24, 26 16-20, 22, 24 14-10, 12 10-6, 7, 8 6-3, 4	4-3 BUS DROP	Gray	5	50
CGA7721050	1"	.950	1.050	18-30 16-26 14-14, 16 12-10 4-3		Black	5	50

Cord Grip Connectors, Straight



Straight connector for use with any flexible cord. Provides liquid tight, watertight protection. Furnished with polyethylene knockout gasket and locknut. NPT Threads. NEMA TYPE 2,3,3R, 4 & 12.

 File No. E11259

 File No. LR39354


Zinc Die Cast


Catalog Number	K.O. Size	Cord Range		Locking Ring Color	Unit Qty.	Std. Pkg.
		Min.	Max.			
770-22	1/2"	.125"	.187"	Orange	25	100
770-32	1/2"	.187"	.250"	Red	25	100
770-42	1/2"	.250"	.375"	White	25	100
770-52	1/2"	.375"	.500"	Blue	25	100
770-62	1/2"	.500"	.625"	Beige	25	100
770-72	1/2"	.625"	.750"	Yellow	25	100
771-32	3/4"	.250"	.375"	White	10	50
771-42	3/4"	.375"	.500"	Blue	10	50
771-52	3/4"	.500"	.625"	Beige	10	50
771-62	3/4"	.625"	.750"	Yellow	10	50
772-32	1"	.500"	.625"	Beige	5	25
772-42	1"	.625"	.750"	Yellow	5	25
772-52	1"	.750"	.875"	Purple	5	25
772-62	1"	.875"	1.000"	Gray	5	25

Knockout Insulating Bushings



Converts metallic box rough edged holes to smooth insulated holes for protection of electrical, voice, data and video cables.

 File No. LR24719

 File No. E240912: 9791 thru 9796


Plastic Rated 105°C

Catalog Number	K.O.	K.O. Dia.	Unit Qty.	Std. Pkg.
9791	1/2"	.875"	100	1000
9792	3/4"	1.109"	100	1000
9793	1"	1.375"	50	500
9794	1 1/4"	1.734"	50	500
9795	1 1/2"	1.984"	25	250
9796	2"	2.469"	20	100
9797	2 1/2"	2.969"	20	100

Stud Bushings



Protects wire insulation from abrasion in metal studs. Bushing allows smooth wire pulling. Used for all pre-punched shaped holes.

 File No. E11259

Polypropylene

Catalog Number	Unit Qty.	Std. Pkg.
9882	50	500



Nonmetallic Cable & Portable Cord Fittings

Cable Supports

Cable Supports



NMCB-1



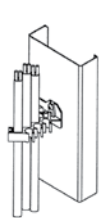
NMCB-2

NMCB-1 positions and supports nonmetallic and AC/MC cable. Also suitable for use with low voltage cabling to 3/8" diameter. Furnished with (2) No. 8 screws for use on wood or steel stud. Complies with NEC Articles 300.4(D) and 320.23(B). Patented.

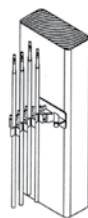
NMCB-2 is provided with a nail for use on wood studs or 3/4" thick furring strips to position nonmetallic sheath cable. Capable of positioning nonmetallic cables in each of three rectangular slots. May also be used with low voltage cable. Low profile design and unique self-locking fingers prevent accidental removal of cables. Grooved nail for extra gripping with stud. Patented. US Patent D534,060.

UL File No. E161206

Cable Stacker



Metal Stud



Wood Stud

For use on steel or wood studs to support nonmetallic sheath, communication, and data cables. Furnished with nail for wood stud. Use No. 8 x 1/2" self-tapping sheet metal screw for steel stud. Complies with NEC Articles 300-4(D) and 320.23(B). Patented. US Patent D439,828.

UL File No. E161206

Polypropylene

Catalog Number.	Nonmetallic Cable Range		Unit Qty.	Std. Pkg.
	Min.	Max.		
NMCB-1	(6) 14/2	(6) 10/3 NM-B	25	100
	Or			
NMCB-2	(4) 14/2	(1) 10/3 AC/MC (in each slot)	25	100
	Or			
	(1) 14/2	(1) 10/3 NM-B		
	Or			
	(2) 14/2	(2) 14/2 AC/MC (in each slot)		

Polypropylene

Catalog Number	Unit Qty.	Std. Pkg.
NMWH-43	25	100

CABLE RANGES:

Data / Communication Cable

Oval Openings:	1 or 2	.06" to .20" diameter
	1	.20" to .32" diameter
Round Openings:	1	.16" to .50" diameter

Nonmetallic Sheath Cable

Oval Openings:	1 or 2	14/2 AWG
	1 or 2	12/2 AWG
	1	10/2 AWG
Round Openings:	1	14/3 AWG
	1	12/3 AWG
	1	10/3 AWG

Grounding Products

Ground Clamps

Ground Clamps - Protective Type



1312-B

1306-B, 1308-B,
1308-DC

For making connection with protective armor of copper conductor and ground pipe or grounding electrode.

UL File No. E20412: 1306-B, 1308-B, 1308-DC

SP File No. LR39354: 1308-DC

Brass Ground Clamps With Strap and Hub



For making connection with copper ground wire through threaded conduit. Ground wire terminated to set screw.

UL File No. E20412

Ground Clamps - Bare Wire Type



1307-B, 1309-B,
1309-DC, 1315-B

1313-B

For making connection with copper ground wire and copper, iron or steel grounding pipe or grounding electrode.

UL File No. E20412

SP File No. LR39354: 1309-DC

Brass with Steel Strap

Catalog Number	Ground Pipe Grounding Electrode Size	Copper Ground Wire Size	Unit Qty.	Std. Pkg.
1306-B	1/2" - 1"	4, 6, 8	25	100
1308-B	1/2" - 1"	4, 6, 8	25	100
1312-B	1 1/4" - 2"	4, 6, 8	---	20

Zinc Die Cast with Steel Strap

Catalog Number	Ground Pipe Grounding Electrode Size	Copper Water Pipe Size	Copper Conductor Size	Unit Qty.	Std. Pkg.
1308-DC	1/2" - 1"	1/2" - 3/4"	4, 6, 8	25	250

Brass with Zinc Plated Steel Screws

Catalog Number	Trade Size In Inches	Hub Size	Copper Ground Wire Size	Unit Qty.	Std. Pkg.
1325-BH	1/2, 3/4, 1	1/2"	4, 6, 8	---	25
1330-BH	1/2, 3/4, 1	3/4"	4, 6, 8	---	25
1345-BH	1/2, 3/4, 1	1"	4, 6, 8	---	25

Zinc Die Cast

Catalog Number	Ground Pipe Grounding Electrode Size	Copper Water Pipe Size	Copper Ground Wire Size	Unit Qty.	Std. Pkg.
1309-DC	1/2" - 1"	1/2" - 3/4"	4, 6, 8	20	200


Brass

Catalog Number	Ground Pipe Grounding Electrode	Rebar Size	Copper Ground Wire Size	Unit Qty.	Std. Pkg.
1307-B	1/2" - 1"	5, 6	4, 6, 8	50	200
1309-B	1/2" - 1"	---	4, 6, 8	20	200
1313-B	1 1/4" - 2"	5, 6	4, 6, 8	---	20
1315-B	2 1/4" - 4"	5, 6	4, 6, 8	2	10

Ground Clamps - Threaded Hub Type



For making connection with copper ground wire through threaded rigid conduit.

 File No. E20412


Brass

Catalog Number	Rigid Trade Size	Ground Pipe Grounding Electrode Size	Copper Ground Wire Size	Unit Qty.	Std. Pkg.
1325-B	1/2"	1/2" - 1"	4, 6, 8	---	50
1326-B	1/2"	1 1/4" - 2"	4, 6, 8	---	20
1328-B	1/2"	2 1/2" - 4"	4, 6, 8	---	10
1330-B	3/4"	1/2" - 1"	4, 6, 8	---	50
1331-B	3/4"	1 1/4" - 2"	4, 6, 8	---	20

Bonding Jumper Assembly



Use Bonding Jumper Assembly to comply with Article 250 of the National Electrical Code. Suitable for use on EMT, rigid conduit, or copper water pipe. If used with expansion coupling: assemble ground clamp to conduit one inch from stationary end of coupling. Attach second ground clamp two inches from sliding end of expansion coupling. Assembly features bronze ground clamps and copper bonding strip.

 File No. E20412

Bronze

Catalog Number	Conduit Trade Size	Unit Qty.	Std. Pkg.
BJ-100	1/2" to 1"	1	10
BJ-200	1 1/4" to 2"	1	10
BJ-400	2 1/2" to 4"	1	10

Ground Clamps - Direct Burial Type



DB-1308



DB-1309

For making connection with copper ground wire and ground pipe, grounding electrode or rebar. DB-1308 protective type for bare or armored copper ground wire. DB-1309 for bare ground only. All materials contain minimum of 80% copper.

Clamps meet both UL and NEC requirements for burial in earth or embedment in concrete.

 File No. E20412

Bronze

Catalog Number	Ground Pipe Grounding Electrode Size	Rebar Size	Copper Ground Wire Size	Unit Qty.	Std. Pkg.
DB-1308	1/2" - 1"	3/8" - 3/4"	4, 6, 8	25	100
DB-1309	1/2" - 1"	3/8" - 3/4"	4, 6, 8	20	200

Grounding Products

Grounding Clamps

Rebar Ground Clamps - Direct Burial Type




RB-16

RB-17

For making connection with copper wire to ground water pipe or rebar. All materials contain minimum of 80% copper.

Clamps meet both UL and NEC requirements for burial in earth or embedment in concrete.

 File No. E20412

Bronze

Catalog Number	Ground Pipe Size	Rebar Size	Ground Wire Size	Unit Qty.	Std. Pkg.
RB-16	1/2" - 1"	3/8" - 1"	10 Solid to 2 Stranded	20	200
RB-17	1/2" - 1"	3/8" - 1"	10 Solid to 2 Stranded	20	200

Mighty-Bond® Direct Burial Single Bolt Grounding Clamps



Designed for the grounding and bonding of electrical and plumbing systems. The SDB series are constructed of bronze and assembled with stainless steel hardware and are available in three distinct styles: lay-in lug, copper lug and enclosed style. The SDB series are listed for attachment to EMT, rigid conduit raceways and steel and copper water piping systems. Patented. US Patent 8,021,169.

 File No. E20412

Bronze with Stainless Steel Screws

Catalog Number	Conduit or Water Pipe Size	Lug Type	Conductor Range	Unit Qty.	Std. Pkg.
SDB-1300B	1/2" - 1"	Copper	4 to 14 AWG Copper Only	20	100
SDB-1301B	1/2" - 1"	Lay-in lug	2 to 10 AWG Copper Only	20	100
SDB-1302B	1/2" - 1"	Closed Lug	2 to 10 AWG Copper Only	20	100

Solderless Lugs



ALI, CLI Series

Copper lugs are used with copper conductors and provide high conductivity with lower heat rise. Copper lugs are rated for direct burial. Tin Plated Aluminum lay-in lugs are suitable for use with copper or aluminum conductors.

 File No. E155561  File No. E20412: CLI-20



Tin Plated Aluminum

Catalog Number	Wire Capacity	Stud Size	Unit Qty.	Std. Qty.
ALI-50	4 to 14	#10	25	250
ALI-112	1/0 to 14	1/4"	20	200
ALI-252	250 MCM to 6	5/16"	10	100

Tin Plated Copper

Catalog Number	Wire Capacity	Stud Size	Unit Qty.	Std. Qty.
CLI-20	4 to 14	1/4"	20	200


Solar Panel Grounding Connector



Tin Plated Aluminum with Stainless Steel Hardware

Catalog Number	Wire Capacity	Unit Qty.	Std. Pkg.
ALI-SLR	4 to 14	25	250

Designed to prevent galvanic reactions and enhance conductivity. The connector body has extruded serrations for breaking the anodized finish on photovoltaic modules and frames. The serrations in the wire binding break corrosion on the grounding wire which means that no surface preparation is required for the PV module, the frame or the ground wire. The unique clamp-on design means no mounting holes are required. The connector simply clamps onto the frame of the solar panel. The unit is UL 467 Listed and accommodates aluminum or copper conductor. The connectors feature stainless steel hardware.

 File No. E20412


Wire Mesh Cable Tray Grounding/Bonding Lug



Tin Plated Aluminum with Stainless Steel Hardware

Catalog Number	Wire Capacity	Unit Qty.	Std. Pkg.
ALI-WMCT	4 to 14	25	250

Wire Mesh Cable tray bonding and grounding lugs securely attach a grounding conductor to cable tray to provide grounding continuity for the cable tray system. These items meet NEC Code requirements under NEC Article 250.96(A).

 File No. E20412


Grounding Products

Ground Rod Clamps

Grounding Rod Clamps - Direct Burial Type



For terminating bare copper conductor to ground rod. Clamps meet both UL and NEC requirements for burial in earth or embedment in concrete.

 File No. E20412


Bronze

Catalog Number	Grounding Ground Pipe Electrode Size	Copper Ground Wire Size	Unit Qty.	Std. Pkg.
GRC-50	1/2"	10 Solid to 2 Stranded	100	400
GRC-63	5/8"	10 Solid to 2 Stranded	50	200
GRC-75	3/4"	10 Solid to 2 Stranded	50	200

Mighty-Bond® Intersystem Ground Rod Bridge Clamps



Ground Rod Bridge Clamps used as an intersystem bonding means by utilizing 4-terminal points for connecting communication systems to the same electrical grounding electrode/rod. Meets the requirement of NEC Article 250.94. Direct Burial Rated. Patented. US Patent D648,281.

 File No. E20412

Bronze with Stainless Steel Hardware

Catalog Number	Ground Rod Size		Rebar Size		Copper Conductor Size Under Ground Rod		Terminal Conductor Size		Unit Qty.	Std. Pkg.
	Min.	Max.	Min.	Max.	Min.	Max.	Min.	Max.		
IGBC-063	1/2"	5/8"	#3	#4	8 Stranded 8 Solid	2 Stranded 2 Solid	14 Stranded 14 Solid	4 Stranded 10 Solid	25	100
IGBC-075	5/8"	3/4"	#5	#6	4 Stranded 4 Solid	1/0 Stranded 2 Solid	14 Stranded 14 Solid	4 Stranded 10 Solid	25	100

Mighty-Bond® Intersystem Bonding Bridge



Brass with Stainless Steel Hardware

Catalog Number	Trade Size	Wire Capacity	Unit Qty.	Std. Pkg.
IGB-050	1/2"	14 to 4	25	100
IGB-075	3/4"	14 to 4	25	100

Intersystem Bonding Bridge used inside or outside of an enclosure or panel board. 3-Equipment bonding terminations. Meets the requirement of NEC Article 250.94. Patented. US Patent 8,809,680; D626,087.

File No. E20412

Intersystem Grounding and Bonding Bridge



Catalog Number	Grounding Electrode Size	Bonding Conductor Size	Unit Qty.	Std. Pkg.
IGB-WM	#6 - #2	14 to 4	5	50

For installation on dwelling wall. Meets NEC Article 250.94.

File No. E20412

Grounding Products

Enclosure Grounding Connectors

Mighty-Bond® Enclosure Grounding Connectors




Brass


Catalog Number	Trade Size	Wire Capacity	Unit Qty.	Std. Pkg.
MC-050	1/2"	Copper: 8 to 2 Solid & Stranded Aluminum: 6 to 2 Stranded	25	100
MC-075	3/4"	Copper: 4 to 2 Solid, 4 to 3/0 Stranded Aluminum: 2 to 3/0 Stranded	25	100
MC-100	1"	Copper: 1/0 to 250 MCM Stranded Aluminum: 3/0 to 4/0 Compact Stranded	10	40

Low cost and easy to use connector for securing grounding conductors at the enclosure in accordance with National Electrical Code (NEC) Article 250.8. Selection of conductor size to be made per NEC Article 250.66. Suitable for service entrance grounding. Product advantages include:

- Precision machined brass body with zinc plated steel locknut and stainless steel set screw
- Professional installation appearance
- Serrated locknut removes residual paint from box
- Tamper Resistant as locknut and set screw are mounted inside the box
- Low profile flange on outside of box clearly marked with application guideline for ease in AHJ inspection
- UL Listed for grounding per UL467

Patented. US Patent D651,569; 7,901,256.

 File No. E20412

 File No. E20412: MC-100

Mighty-Bond® Enclosure Grounding Couplings




Brass


Catalog Number	Trade Size	Wire Capacity	Unit Qty.	Std. Pkg.
MCC-050	1/2"	Copper: 8 to 2 Solid & Stranded Aluminum: 6 to 2 Stranded	25	100
MCC-075	3/4"	Copper: 4 to 2 Solid, 4 to 3/0 Stranded Aluminum: 2 to 3/0 Stranded	25	100
MCC-100	1"	Copper: 1/0 to 250 MCM Stranded Aluminum: 3/0 to 4/0 Compact Stranded	10	40

Low cost and easy to use coupling for use with rigid conduit and for securing grounding conductors at the enclosure in accordance with National Electrical Code (NEC) Article 250.8. Selection of conductor size to be made per NEC Article 250.66. Suitable for service entrance grounding. Product advantages include:

- Precision machined brass body with zinc plated steel locknut and stainless steel set screw
- Professional installation
- Serrated locknut removes residual paint from box
- Use with rigid metallic or PVC rigid conduit
- Low profile flange on inside of box clearly marked with application guideline for ease in AHJ inspection
- UL Listed for grounding per UL467

Patented. US Patent D657,316; 7,927,157.

 File No. E20412

 File No. E20412: MCC-100

Grounding Products

PUSH-EMT Grounding Bushings

Mighty-Bite® Push-EMT® Grounding Bushings



Zinc Die Cast

Catalog Number	Grounding Lug Wire Capacity		Trade Size	Unit Qty.	Std. Pkg.
	Min. Solid Strand	Max.			
381-MB	14 to 4		1/2"	25	250
382-MB	14 to 4		3/4"	25	250
383-MB	14 to 4		1"	25	250

Used to ground EMT mechanically protecting Voice/Data cables. Push-EMT grounding connectors provide a convenient integral grounding lug with a captive nylon 105°C insulator. Meets NEC, ANSI and TIA/EIA-568 standards for cabling in commercial buildings.

Prefab for more productivity in the field. Patented.
US Patent D749,047; D733,064; 9,257,795.

 Listed

Mighty-Bond® Raintight Grounding and Bonding Hubs



MCH-075

MCH-100

MCH-200

Raintight Grounding and Bonding Hubs provide a listed method of bonding between ground electrode conductors (GEC), grounded conductors, bonding jumpers, and boxes, devices or enclosures. Female NPT Threads, Male NPSM Threads. Buna-N O-ring. NEMA TYPE 2,3,3R, 4.

The MCH is listed for use in wet locations. When connected to rigid metal conduit, the MCH will also function as a raceway bonding hub, yoke or choke. Setting the conductor set screw bonds the MCH to the raceway, the bonding or grounding conductor, and to the enclosure without the need for an external lug. Note: Not for use in concentric knockouts. Patented. US Patent D703,519; 8,410,378.

Listed

Brass

Catalog Number	Trade Size	Conductor Range	Max O.D.	Unit Qty.	Std. Pkg.
MCH-075	3/4"	6 to 4/0 AL/CU	.550	10	40
MCH-100	1"	2 to 350 MCM AL/CU	.720	1	10

Stainless Steel

Catalog Number	Trade Size	Conductor Range	Max O.D.	Unit Qty.	Std. Pkg.
MCH-125	1 1/4"	3/0 to 400 MCM AL/CU	.812	---	10
MCH-150	1 1/2"	250 to 500 MCM AL/CU	.875	---	10
MCH-200	2"	350 to 750 MCM AL/CU	.968	---	10

Mighty-Bond® Intersystem Bonding Bridge with Enclosure Grounding Coupling Kits



Intersystem Bonding Bridge with Enclosure Grounding Coupling is used for securing and bonding ground electrode conductors to the enclosure in accordance with the National Electrical Code (NEC) Article 250. The MBG-050 and MBG-075 are also designed to connect the raceway of the ground electrode conductor to the enclosure while providing three accessible intersystem bonding termination points. Saves installation time! Patented. US Patent 8,809,680; D626,087; D657,316; 7,927,157.

File No. E20412

Brass

Catalog Number	Trade Size	AWG Wire Capacity	Unit Qty.	Std. Pkg.
MBG-050	1/2"	Copper: 8 to 2 Solid & Stranded Aluminum: 6 to 2 Stranded	5	50
MBG-075	3/4"	Copper: 4 to 2 Solid, 4 to 3/0 Stranded Aluminum: 2 to 3/0 Stranded	5	50

Straps, Clamps and Hangers

One Hole Cable Straps

One Hole Service Entrance Straps



Used to support oval service entrance cable, types SE and SEU, to mounting surface.

Zinc Plated Steel

Catalog Number	SE / SEU Cable Size	Unit Qty.	Std. Pkg.
881-SE	3, 8, 6, 4	100	1000
882-SE	3, 3, 2	100	1000
883-SE	3, 1, 0, 1/0, 2/0	50	500
884-SE	3/0, 4/0	50	500

One Hole Straps



Snap-on type strap used to support AC/MC cable.

UL File No. E161206

Zinc Plated Steel

Catalog Number	AC/MC Cable Range		Unit Qty.	Std. Qty.
	Min.	Max.		
890-MC	14/2 (.475")	12/2 (.525")	100	1000
891-MC	14/3 (.540")	12/3 (.590")	100	1000

One Hole Straps



Snap-on type strap used to support flexible metal conduit or AC/MC cable.

UL File No. E161206

Zinc Plated Steel

Catalog Number	Flex Trade Size	AC/MC Cable Range		Unit Qty.	Std. Qty.
		Min.	Max.		
900-F	3/8"	12/4 (.560")	10/3 (.610")	100	1000

Aluminum - Service Entrance Cable One Hole Straps



Used to support oval service entrance cable to mounting service.

Aluminum

Catalog Number	SE / SEU Cable Size	Unit Qty.	Std. Pkg.
933	3 - 2 to 3	---	200
934	3 - 1/0	---	200
935	3 - 2/0	---	100
936	3 - 3/0 to 4/0	---	100

Tubing and Coaxial Straps



Used to support tubing and coaxial cable to mounting surface.

Zinc Plated Steel

Catalog Number	Trade Size	Unit Qty.	Std. Pkg.
CC-25	1/4"	100	1000
CC-31	5/16"	100	1000
CC-37	3/8"	100	1000

Straps, Clamps and Hangers


One Hole Conduit Straps

One Hole Pipe Straps



Steel

Used to support rigid conduit and IMC to mounting surface.

 File No. LR39354: 901-S through 903-S



Zinc Plated Steel


Catalog Number	Trade Size	Unit Qty.	Std. Pkg.
901-S	1/2"	50	500
902-S	3/4"	50	500
903-S	1"	50	200
904-S	1 1/4"	25	100
905-S	1 1/2"	25	100
906-S	2"	---	25
907-S	2 1/2"	---	25
908-S	3"	---	25
909-S	3 1/2"	---	10
910-S	4"	---	10


One Hole Pipe Straps



Malleable/Aluminum

Used to support rigid conduit and IMC to mounting surface.

 File No. E161206: 901 thru 913

 File No. LR39354: 900 thru 912



Malleable Iron

Catalog Number	Trade Size	Unit Qty.	Std. Pkg.
900	3/8"	100	1000
901	1/2"	100	1000
902	3/4"	---	100
903	1"	---	100
904	1 1/4"	---	50
905	1 1/2"	---	50
906	2"	---	25
907	2 1/2"	---	25
908	3"	---	10
909	3 1/2"	---	10
910	4"	---	10
912	5"	---	5
913	6"	---	5

Aluminum

Catalog Number	Trade Size	Unit Qty.	Std. Pkg.
901-AL	1/2"	100	1000
902-AL	3/4"	---	100
903-AL	1"	---	100
904-AL	1 1/4"	---	50
905-AL	1 1/2"	---	50
906-AL	2"	---	25

One Hole EMT Straps




Malleable




Steel



Used to support EMT to mounting surface.

 File No. E161206: 907 thru 910; 921 thru 925

 File No. LR39354: 907 thru 910; 920-S thru 925-S

Malleable Iron

Catalog Number	Trade Size	Unit Qty.	Std. Pkg.
920	1/2"	100	1000
921	3/4"	50	500
922	1"	50	500
923	1 1/4"	---	100
924	1 1/2"	---	100
925	2"	---	50
907	2 1/2"	---	25
908	3"	---	10
909	3 1/2"	---	10
910	4"	---	10

Zinc Plated Steel

Catalog Number	Trade Size	Unit Qty.	Std. Pkg.
920-S	1/2"	100	1000
921-S	3/4"	100	500
922-S	1"	50	500
923-S	1 1/4"	---	100
924-S	1 1/2"	---	100
925-S	2"	---	50
907-S	2 1/2"	---	25
908-S	3"	---	25
909-S	3 1/2"	---	10
910-S	4"	---	10

Straps, Clamps and Hangers

Nail Straps

Rigid Nail Straps



Used to secure rigid conduit and IMC to wood.

Zinc Plated Steel

Catalog Number	Trade Size	Unit Qty.	Std. Pkg.
901-NS	1/2"	100	1000
902-NS	3/4"	100	1000
903-NS	1"	100	1000

EMT Nail Straps



Nail type strap used to support EMT to mounting surface.

Zinc Plated Steel

Catalog Number	Trade Size	Unit Qty.	Std. Pkg.
920-NS	1/2"	100	1000
921-NS	3/4"	100	1000
922-NS	1"	100	1000

Clamp Backs



Provides space between conduit and mounting surface, for use with malleable or aluminum straps.

UL File No. E161206: 941 thru 950



Malleable Iron

Catalog Number	Trade Size	Unit Qty.	Std. Pkg.
941	1/2"	50	250
942	3/4"	50	250
943	1"	25	100
944	1 1/4"	20	100
945	1 1/2"	10	100
946	2"	5	50
947	2 1/2"	2	10
948	3"	2	10
949	3 1/2"	---	5
950	4"	---	5

Aluminum

Catalog Number	Trade Size	Unit Qty.	Std. Pkg.
941-AL	1/2"	50	250
942-AL	3/4"	50	250
943-AL	1"	25	100
944-AL	1 1/4"	20	100
945-AL	1 1/2"	10	100
946-AL	2"	5	50

Switch Box Supports



Used to support switch box in wallboard; installed in pairs.

Zinc Plated Steel

Catalog Number	Unit Qty.	Std. Pkg.
722	100	1000

Straps, Clamps and Hangers

Clamps


Insulator Support Beam Clamps



951

951-S

Single screw beam clamp insulator support with two threaded holes.

 File No. E161206: 951 thru 954



Malleable Iron

Catalog Number	Size	Tap Size (UNC)	Approx. Jaw Opening	Max. Load Lbs.	Unit Qty.	Std. Pkg.
951	1"	1/4 - 20	.750"	125	25	100
952	1 1/2"	5/16 - 18	.670"	300	---	50
953	2"	3/8 - 16	.880"	300	---	50
954	2 1/2"	1/2 - 13	1.03"	300	---	25

Zinc Plated Steel

Catalog Number	Size	Tap Size (UNC)	Approx. Jaw Opening	Max. Load Lbs.	Unit Qty.	Std. Pkg.
951-S	1"	1/4 - 20	.750"	75	25	100
953-S	2"	3/8 - 16	.875"	200	---	50

Conduit Clamps




Right Angle Type

Edge Type

Parallel Type

Used to secure conduit perpendicular to beam or channel. For rigid and IMC conduit.

 File No. E161206: All except 989 and 990



Malleable Iron - Right Angle Type

Catalog Number	Trade Size	Unit Qty.	Std. Pkg.
961	1/2"	10	50
962	3/4"	10	50
963	1"	10	50
964	1 1/4"	10	50
965	1 1/2"	5	25
966	2"	5	25
967	2 1/2"	5	25
968	3"	5	25
969	3 1/2"	5	25
970	4"	1	15

Malleable Iron - Parallel Type

Catalog Number	Trade Size	Unit Qty.	Std. Pkg.
981	1/2"	10	50
982	3/4"	10	50
983	1"	10	50
984	1 1/4"	10	50
985	1 1/2"	5	25
986	2"	5	25
987	2 1/2"	5	25
988	3"	5	25
989	3 1/2"	5	25
990	4"	1	15

Malleable Iron - Edge Type

Catalog Number	Trade Size	Unit Qty.	Std. Pkg.
971	1/2"	10	50
972	3/4"	10	50
973	1"	10	50
974	1 1/4"	10	50
975	1 1/2"	5	25
976	2"	5	25
977	2 1/2"	5	25
978	3"	5	25

Two Hole Service Entrance Straps



Used to support oval service entrance cable, types SE and SEU, to mounting surface.

Zinc Plated Steel

Catalog Number	SE / SEU Cable Size	Unit Qty.	Std. Pkg.
1881-SE	3 - 8, 6, 4	100	1000
1882-SE	3 - 3, 2	50	500
1883-SE	3 - 1, 0, 1/0, 2/0	50	500
1884-SE	3 - 3/0, 4/0	50	500

Two Hole Rigid Pipe Straps



Used to secure rigid conduit or IMC.

UL File No. E161206: 1907 thru 1910

SP File No. LR39354

Zinc Plated Steel

Catalog Number	Trade Size	Unit Qty.	Std. Pkg.
1901	1/2"	250	2500
1902	3/4"	150	1500
1903	1"	100	1000
1904	1 1/4"	50	500
1905	1 1/2"	50	500
1906	2"	25	250
1907	2 1/2"	25	100
1908	3"	20	80
1909	3 1/2"	15	60
1910	4"	10	40

Two Hole EMT Pipe Straps



Used to support EMT to mounting surface.

UL File No. E161206: 1907 thru 1910

SP File No. LR39354: 1920 thru 1925

Zinc Plated Steel

Catalog Number	Trade Size	Unit Qty.	Std. Pkg.
1920	1/2"	250	2500
1921	3/4"	200	2000
1922	1"	100	1000
1923	1 1/4"	50	500
1924	1 1/2"	50	500
1925	2"	25	250
1907	2 1/2"	25	100
1908	3"	20	80
1909	3 1/2"	15	60
1910	4"	10	40


Straps, Clamps and Hangers

Conduit Hangers

Conduit Hangers



Used to secure EMT or rigid conduit to threaded rod, insulator supports, or directly to mounting surface. 2100-BN thru 2140-BN come with carriage bolt and nut. All others have 2-way slotted/Phillips bolt with integral threads.

 File No. E161206

Zinc Plated Steel with Bolt

Catalog Number	Trade Size	Rigid Size	EMT Size	Std. Pkg.
2100	0	3/8" & 1/2"	1/2"	100
2110	1	3/4"	3/4"	100
2120	2	1"	1"	100
2125	2 1/2	---	1 1/4"	50
2130	3	1 1/4"	1 1/2"	50
2140	4	1 1/2"	---	50

Zinc Plated Steel with Bolt & Nut

Catalog Number	Trade Size	Rigid Size	EMT Size	Std. Pkg.
2100-BN	0	3/8" & 1/2"	1/2"	100
2110-BN	1	3/4"	3/4"	100
2120-BN	2	1"	1"	100
2125-BN	2 1/2	---	1 1/4"	50
2130-BN	3	1 1/4"	1 1/2"	50
2140-BN	4	1 1/2"	---	50
2150	5	2"	2"	50
2160	6	2 1/2"	2 1/2"	25
2170	7	3"	3"	25
2180	8	3 1/2"	3 1/2"	10
2190	9	4"	4"	10

Conduit Hangers With Bolt & Nut



Used to secure EMT or rigid conduit to threaded rod, insulator supports, or directly to mounting surface.

304 Stainless Steel

Catalog Number	Trade Size	Rigid Size	EMT Size	Std. Pkg.
2100-S	0	3/8" & 1/2"	1/2"	100
2110-S	1	3/4"	3/4"	100
2120-S	2	1"	1"	100
2125-S	2 1/2	---	1 1/4"	50
2130-S	3	1 1/4"	1 1/2"	50
2140-S	4	1 1/2"	---	50
2150-S	5	2"	2"	50
2160-S	6	2 1/2"	2 1/2"	25
2170-S	7	3"	3"	25
2180-S	8	3 1/2"	3 1/2"	10
2190-S	9	4"	4"	10

Cable Supports



NMCB-1

NMCB-3

NMCB-1 positions and supports nonmetallic and AC/MC cable. Also suitable for use with low voltage cabling to 3/8" diameter. Furnished with (2) No. 8 screws for use on wood or steel stud. Complies with NEC Articles 300.4(D) and 320.23(B). Patented.

NMCB-3 is provided with nails for use on wood studs or 3/4" thick furring strips to position and support AC/MC cables. May also be attached to metal studs or enclosures, or concrete block with No. 6 round head screws. Mounts in either horizontal or vertical direction. Low profile design and unique dimpled slots prevent accidental removal of cables. Patented.

® File No. E161206

Polypropylene

Catalog Number	Cable Range Min.	Max.	Unit	Std. Qty.	Pkg.
NMCB-1	(6) 14/2	(6) 10/3	NM-B	25	100
		Or			
NMCB-3	(4) 14/2	(4) 12/2	AC/MC	25	100
	(5) 14/2	(5) 10/3	AC/MC		

Cable Supports



NMCB-2 is provided with a nail for use on wood studs or 3/4" thick furring strips to position nonmetallic sheath cable. Capable of positioning nonmetallic cables in each of three rectangular slots. May also be used with low voltage cable. Low profile design and unique self-locking fingers prevent accidental removal of cables. Grooved nail for extra gripping with stud. Patented. US Patent D534,060.

® File No. E161206

Polypropylene

Catalog Number	Nonmetallic Cable Range	Unit	Std. Pkg.
NMCB-2	(1) 14/2 (1) 10/3 (in each slot) (2) 14/2 (in each slot)	25	100

AC/MC Cable Bracket



Positions AC/MC cables. Galvanized steel construction. Convenient slot and hole for attaching to stud with nails or screws.

© US File No. E161206

Zinc Plated Steel

Catalog Number	AC/MC Cable Range		Unit Qty.	Std. Qty.
	Min.	Max.		
895-MC	(4) 14/2	(4) 12/3	50	500

Mighty-Hold® Universal Straps



For AC/MC/MCI-A cable and flexible metal conduit. The US-6171 also supports Jacketed AC/MC/MCI-A. Secures multiple sizes. Patented. US Patent D644,613.

© US File No. E161206

Zinc Plated Steel

Catalog Number	Hole Size	Flex Trade Size	AC/MC Cable Range		Unit Qty.	Std. Pkg.
			Min.	Max.		
US-4461	.210"	3/8"	14/2 (.425")	10/3 (.61")	100	1000
US-6171	.210"	---	10/4 (.617")	8/3 (.710")	100	1000

Mighty-Hold® Duplex Universal Straps



For AC/MC/MCI-A cable and flexible metal conduit. The USD-6171 also supports jacketed MC/MCI-A cable. Secures multiple sizes. Patented. US Patent D644,613.

© US File No. E161206


Zinc Plated Steel

Catalog Number	Flex Trade Size	Hole Size	Unit Qty.	Std. Pkg.
USD-4461	3/8"	.210"	100	1000
USD-6171	---	.210"	100	1000

Mighty-Hold® Universal Straps



For PVC jacketed steel MCI-A cable. Suitable for use in wet locations. Supports multiple sizes. Stainless Steel. Patented. US Patent D644,613.

©  File No. E161206


Stainless Steel

Catalog Number	Hole Size	Cable Range		Unit Qty.	Std. Pkg.
		Min.	Max.		
USS-6171	.210"	12/2 (.55")	10/3 (.71")	100	1000

Mighty-Hold® Universal Clamp Straps



One piece clamp back and strap secures both cable and conduit. Secures EMT, Rigid, IMC, Metallic Liquid Tight, Nonmetallic Liquid Tight, FMC, and Schedule 40 and Schedule 80 PVC conduit, as well as steel and aluminum AC/MC cable. Patented. US Patent 9,243,723.

©  File No. E161206: UCS and UCSS Series

©  UCSC Series

Zinc Plated Steel

Catalog Number	Trade Size	Unit Qty.	Std. Pkg.
UCS-5075	1/2" - 3/4"	50	250
UCS-75100	3/4" - 1"	50	250
UCS-100125	1" - 1 1/4"	25	100
UCS-125150	1 1/4" - 1 1/2"	--	25
UCS-150200	1 1/2" - 2"	--	25

Stainless Steel

Catalog Number	Trade Size	Unit Qty.	Std. Pkg.
UCSS-5075	1/2" - 3/4"	50	250
UCSS-75100	3/4" - 1"	50	250
UCSS100125	1" - 1 1/4"	25	100
UCSS125150	1 1/4" - 1 1/2"	--	25
UCSS150200	1 1/2" - 2"	--	25

Cor-Shield Polyolefin Coated Zinc Plated Steel

Catalog Number	Trade Size	Unit Qty.	Std. Pkg.
UCSC-5075	1/2"-3/4"	50	250
UCSC-75100	3/4"-1"	50	250
UCSC100125	1" - 1 1/4"	25	100
UCSC125150	1 1/4" - 1 1/2"	--	25
UCSC150200	1 1/2" - 2"	--	25

Grounding Hubs



Zinc Die Cast / Zinc Plated Steel Screws / Tin Plated Aluminum Lug

Catalog Number	K.O. Size	Lug Size	Unit Qty.	Std. Pkg.
166-DCG	2"	14 to 1/0	2	20
167-DCG	2 1/2"	14 to 1/0	1	10
168-DCG	3"	14 to 1/0	1	5
169-DCG	3 1/2"	6 to 3/0	1	5
170-DCG	4"	6 to 3/0	1	5

Used to secure threaded rigid service entrance conduit to box or enclosure. Bridgeport Grounding Hubs provide a point of attachment for a ground wire per 2014 NEC Article 250.92(B). Listed for use in wet locations. Female NPT Threads, Male NPSM Threads. Buna-N sealing ring. NEMA TYPE 2,3,3R, 4.

Listed

Two Screw Strap Type Connectors



Round Cable



Oval Cable

Used for connecting round or oval service cable to box or enclosure.

File No. E15123

File No. LR39354: 660-DC2, 670-DC2

Zinc Die Cast - Round Cable

Catalog Number	K.O. Size	Round Service Cable Range		Unit Qty.	Std. Pkg.
		Min.	Max.		
660-DC2	3/4"	.680"	.800"	25	250
662-DC2	1"	.850"	1.000"	10	100
664-DC2	1 1/4"	1.090"	1.300"	10	100
665-DC2	1 1/2"	1.187"	1.490"	---	25
666-DC2	2"	1.750"	1.950"	---	25

Zinc Die Cast - Oval Cable

Catalog Number	K.O. Size	Oval Service Cable Range		Unit Qty.	Std. Pkg.
		Height	Width		
670-DC2	3/4"	.437"	.625"	25	250
672-DC2	1"	.500"	.750"	10	100
674-DC2	1 1/4"	.625"	1.062"	10	100
675-DC2	1 1/2"	.750"	1.250"	---	25
676-DC2	2"	1.062"	1.625"	---	25

Watertight Service Entrance Cable Connectors



Compression type connector which provides watertight seal around service entrance cable.

Zinc Die Cast

Catalog Number	K.O. Size	Grommet Opening Size	Unit Qty.	Std. Pkg.
763-4	1"	.520" x .840"	10	100
763-6	1"	.440" x .700"	10	100
763-8	1"	.406" x .688"	10	100
764-2	1 1/4"	.600" x 1.000"	5	50
764-2N	1 1/4"	.665" x 1.094"	5	50
764-3	1 1/4"	.560" x .950"	5	50
765-2	1 1/2"	.865" x 1.325"	---	25
765-3	1 1/2"	.875" x 1.375"	---	25
766-2	2"	.860" x 1.340"	---	10
766-3	2"	.870" x 1.370"	---	10
766-4	2"	.900" x 1.500"	---	10
766-4N	2"	1.100" x 1.750"	---	10

One & Two Hole Service Entrance Straps



881-SE thru 884-SE

1881-SE thru 1884-SE

Used to support oval service entrance cable, types SE and SEU, to mounting surface.

Zinc Plated Steel - One Hole Straps

Catalog Number	SE / SEU Cable Size	Unit Qty.	Std. Pkg.
881-SE	3, 8, 6, 4	100	1000
882-SE	3, 3, 2	100	1000
883-SE	3, 1, 0, 1/0, 2/0	50	500
884-SE	3/0, 4/0	50	500

Zinc Plated Steel - Two Hole Straps

Catalog Number	SE / SEU Cable Size	Unit Qty.	Std. Pkg.
1881-SE	3 - 8, 6, 4	100	1000
1882-SE	3 - 3, 2	50	500
1883-SE	3 - 1, 0, 1/0, 2/0	50	500
1884-SE	3 - 3/0, 4/0	50	500

Aluminum - Service Entrance Cable One Hole Straps



Used to support oval service entrance cable to mounting service.

Aluminum

Catalog Number	SE / SEU Cable Size	Unit Qty.	Std. Pkg.
933	3 - 2 to 3	---	200
934	3 - 1/0	---	200
935	3 - 2/0	---	100
936	3 - 3/0 to 4/0	---	100

Service Entrance

Sill Plates and Entrance Caps

Sill Plates



When used with sealing compound, sill plates prevent water from entering structure.

Aluminum with Screws and Sealing Compound

Catalog Number	Service Cable Size	Unit Qty.	Std. Pkg.
938-C	3 - 2	10	100


PVC without Screws and Sealing Compound

Catalog Number	Service Cable Size	Unit Qty.	Std. Pkg.
938-PVC	3 - 4 to 3 - 0	10	100

Entrance Caps - Threaded Type



Threaded type entrance cap for rigid conduit or IMC.

 File No. E11259: 1201 thru 1210

Aluminum

Catalog Number	Trade Size	Unit Qty.	Std. Pkg.
1201	1/2"	5	50
1202	3/4"	5	50
1203	1"	2	20
1204	1 1/4"	---	10
1205	1 1/2"	---	5
1206	2"	---	5
1207	2 1/2"	---	1
1208	3"	---	1
1209	3 1/2"	---	1
1210	4"	---	1
1211	5"	---	1
1212	6"	---	1


Entrance Cap Hole Sizes:

1201:	4 holes 5/16" dia.
1202:	2 holes 3/8" dia., 3 holes 7/16" dia.
1203:	2 holes 7/16" dia., 3 holes 5/8" dia.
1204:	2 holes 7/16" dia., 3 holes 5/8" dia.
1205:	1 hole 7/16" dia., 2 holes 5/8" dia., 3 holes 3/4" dia.
1206:	1 hole 9/16" dia., 2 holes 3/4" dia., 3 holes 1" dia.
1207:	1 hole 1" dia., 3 holes 7/8" dia., 3 holes 1 5/16" dia.
1208:	3 holes 1 3/4" dia., 4 holes 1 1/8" dia.
1209:	3 holes 1 3/4" dia., 4 holes 1 1/8" dia.
1210:	3 holes 1 3/4" dia., 4 holes 1 1/8" dia.
1211:	4 holes 1 3/4" dia., 2 holes 1 1/8" dia.
1212:	4 holes 1 3/4" dia., 2 holes 1 1/8" dia.

Entrance Caps For Oval Service Entrance Cable



Entrance cap for use with oval service entrance cable.

 File No. E15123

Zinc Die Cast

Catalog Number	Oval Service Cable Size	Unit Qty.	Std. Pkg.
1220	3 - 2	5	50

Aluminum

Catalog Number	Oval Service Cable Size	Unit Qty.	Std. Pkg.
1221	3 - 1/0 to 3 - 4/0	---	10

Entrance Cap Hole Sizes:


1220: 2 holes 9/16" dia.

1221: 2 holes 25/32" dia.

Entrance Caps For Oval Service Entrance Cable



Electrical grade rigid PVC entrance cap with galvanized steel mounting bracket and strap for use with oval service entrance cable.

 File No. E15123


PVC

Catalog Number	Oval Service Cable Size	Unit Qty.	Std. Pkg.
1240-PVC	2 - 8, 6, 4, 2	5	50
1241-PVC	2 - 1/0, 2/0	---	10
1242-PVC	2 - 3/0, 4/0	---	10

Entrance Caps - Mast Type



Slip-fit screw type entrance cap for rigid conduit or IMC.

 File No. E11259

Aluminum / Phenolic Insulator

Catalog Number	Trade Size	Unit Qty.	Std. Pkg.
1246-MT	2" Conduit, 1 1/4" Cap	---	10
1257-MT	2 1/2" Conduit, 2" Cap	---	5

Entrance Cap Hole Sizes:

1246-MT: 2 holes 7/16" dia., 3 holes 5/8" dia.

1257-MT: 1 hole 9/16" dia., 2 holes 3/4" dia., 3 holes 1" dia.


Service Entrance

Entrance Caps

Entrance Caps - Clamp-On Type



Clamp type entrance cap for EMT/IMC/Rigid Conduit.

 File No. E11259

Aluminum

Catalog Number	Trade Size	Unit Qty.	Std. Pkg.
1251	1/2"	5	50
1252	3/4"	5	50
1253	1"	---	20
1254	1 1/4"	---	10
1255*	1 1/2"	---	5
1256	2"	---	5
1257	2 1/2"	---	1
1258	3"	---	1
1259	3 1/2"	---	1
1260	4"	---	1


Entrance Cap Hole Sizes:


1251:	4 holes 5/16" dia.
1252:	2 holes 3/8" dia., 3 holes 7/16" dia.
1253:	2 holes 7/16" dia., 3 holes 1/2" dia.
1254:	2 holes 7/16" dia., 3 holes 5/8" dia.
1255:	1 hole 7/16" dia., 2 holes 5/8" dia., 3 holes 3/4" dia.
1256:	1 hole 9/16" dia., 2 holes 3/4" dia., 3 holes 1" dia.
1257:	1 hole 1" dia., 3 holes 7/8" dia., 3 holes 1 5/16" dia.
1258:	3 holes 1 3/4" dia., 4 holes 1 1/8" dia.
1259:	3 holes 1 3/4" dia., 4 holes 1 1/8" dia.
1260:	3 holes 1 3/4" dia., 4 holes 1 1/8" dia.

PVC Entrance Heads



PVC entrance head for mounting on PVC, rigid, IMC or EMT. Removable EMT adapter sleeve and no-turn square nut allow for fast installation.

 File No. E9391

 File No. LR74878


PVC

Catalog Number	Trade Size	Unit Qty.	Std. Pkg.
1251-PVC	1/2"	5	50
1252-PVC	3/4"	5	50
1253-PVC	1"	---	20
1254-PVC	1 1/4"	---	10
1255-PVC	1 1/2"	---	5
1256-PVC	2"	---	5

Entrance Caps - Set Screw Type



Set screw type entrance cap for rigid conduit or IMC.
1257-S thru 1260-S also listed for use with EMT.
1253-S thru 1255-S - comes with one screw.
1256-S thru 1260-S - comes with two screws.

 File No. E11259

Aluminum / Phenolic Insulator

Catalog Number	Trade Size	Unit Qty.	Std. Pkg.
1253-S	1"	---	20
1254-S	1 1/4"	---	10
1255-S	1 1/2"	---	5
1256-S	2"	---	5
1257-S	2 1/2"	---	1
1258-S	3"	---	1
1259-S	3 1/2"	---	1
1260-S	4"	---	1

Entrance Cap Hole Sizes:

1253-S: 2 holes 7/16" dia., 3 holes 1/2" dia.
1254-S: 2 holes 7/16" dia., 3 holes 5/8" dia.
1255-S: 1 hole 7/16" dia., 2 holes 5/8" dia.,
3 holes 3/4" dia.
1256-S: 1 hole 9/16" dia., 2 holes 3/4" dia.,
3 holes 1" dia.
1257-S: 1 hole 1" dia., 3 holes 7/8" dia.,
3 holes 1 5/16" dia.
1258-S: 3 holes 1 3/4" dia., 4 holes 1 1/8" dia.
1259-S: 3 holes 1 3/4" dia., 4 holes 1 1/8" dia.
1260-S: 2 holes 1 1/8" dia., 4 holes 1 3/4" dia.

Mast Kits



Service entrance mast kits provide an assortment of mast components for installing overhead service drops. Use for both residential and commercial buildings that utilize conduit.

Catalog Number	Description Contents	Unit Qty.	Std. Pkg.
MK-10020	2" Service Entrance Kit (125-150-200 AMP) • Service Head (Cat 1256) • Roof Flashing (Cat RF-200) • Porcelain Wire Holder (Cat MWH-1) • 2" Rigid Pipe Strap (2 pcs.) (Cat 1906)	---	1
MK-20025	2-1/2" Service Entrance Kit (125-150-200 Amp) • Service Head (Cat 1257-MT) • Roof Flashing (Cat RF-250) • Conduit Support (2 pcs) • Porcelain Wire Holder (Cat MWH-1)	---	1
MK-20025R	2-1/2" Service Entrance Kit (125-150-200 Amp) • Service Head (Cat 1257-MT) • Roof Flashing (Cat RF-250) • Conduit Support (2 pcs) • Porcelain Wire Holder (Cat MWH-1) (2 pcs) • Conduit Reducer	---	1

Service Entrance

Conduit Bodies

Mogul Conduit Bodies



MLB-44 THROUGH MLB-46



MLB-47 THROUGH MLB-50

Allows larger access to the inside of a raceway for wire pulling. Split diagonal cover and body ensures ease in wire bending. Meets NEC 6X Rule. Raintight. NPT Threads. MLB-44 through MLB-46 has a cellulose gasket. MLB-47 through MLB-50 has a neoprene gasket. NEMA TYPE 2,3,3R & 4.

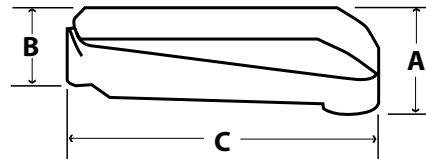
File No. E11077

File No. E11077: MLB-47 thru MLB-50

Aluminum

Catalog Number	Trade Size	Unit Qty.	Std. Pkg.
MLB-44	1 1/4"	---	5
MLB-45	1 1/2"	---	2
MLB-46	2"	---	2
MLB-47	2 1/2"	---	1
MLB-48	3"	---	1
MLB-49	3 1/2"	---	1
MLB-50	4"	---	1

Catalog Number	Dim A	Dim B	Dim C
MLB-44	3 1/2"	3"	9 1/2"
MLB-45	5 1/8"	4"	14 1/2"
MLB-46	5 1/8"	4"	14 1/2"
MLB-47	10 1/2"	8 11/16"	22 3/4"
MLB-48	10 1/2"	8 11/16"	22 3/4"
MLB-49	12"	10"	29 1/8"
MLB-50	12"	10"	29 1/8"



Service Entrance LB



Allows access to the interior of a conduit system for inspection, pulling and maintenance. Mounts flush against structure, raintight. NPT Threads. Neoprene gasket. NEMA TYPE 2,3,3R & 4.

File No. E11077

Aluminum

Catalog Number	Trade Size	Unit Qty.	Std. Pkg.
1025	1/2"	5	50
1026	3/4"	5	50
1027	1"	---	20
1028	1 1/4"	---	10
1029	1 1/2"	---	5
1030	2"	---	4
1028-XL	1 1/4"	---	10
1030-XL	2"	1	6

Roof Flashings



RF-125 thru RF-250

RFN-125 thru RFN-400

Galvanized – for use with galvanized, plastic, or cast iron electrical service mast. Fits flats to 40°.

Neoprene – for use with copper, cast iron, galvanized, or plastic pipe. Fits up to 45° angle, not recommended for hot-mopped or built-up roofs.

Galvanized

Catalog Number	Trade Size	Unit Qty.	Std. Pkg.
RF-125	1 1/4"	---	25
RF-150	1 1/2"	---	25
RF-200	2"	---	25
RF-250	2 1/2"	---	25

Neoprene

Catalog Number	Trade Size	Unit Qty.	Std. Pkg.
RFN-125	1 1/4"-1 1/2"	---	12
RFN-200	2"	---	12
RFN-250	2 1/2"	---	12
RFN-300	3"	---	12
RFN-400	4"	---	12

Porcelain Wire Holders



RWH-1

MWH-1

RWH-1: Reinforced type wire holder with 3/8" lag screw 2 1/2" long.

MWH-1: Clamp-on adjustable wire holder for 1 1/4", 1 1/2", 2", 2 1/2" and 3" service entrance mast.

Porcelain

Catalog Number	Trade Size	Unit Qty.	Std. Pkg.
RWH-1	---	---	50
MWH-1	1 1/4" - 3"	---	20

Wedge Grip Clamps



For reducing strain and sagging of overhead type ACSR service entrance cables. Place service entrance cable into shell, slide wedge forward and secure in place. Hook stainless steel bail onto lag, or similar mounting device, on building structure. Maximum load is 1000 lbs.

Aluminum

Catalog Number	Trade Size	Unit Qty.	Std. Pkg.
WGC-1	6 - 2	25	100
WGC-2	4 - 1/0	10	40
WGC-3	2/0 - 4/0	10	40

Service Entrance

Entrance Kits

Service Entrance Kits



SE-KIT200


Service entrance kits provide an assortment of components for electrical service installation.

Catalog Number	Description	Unit Qty.	Std. Pkg.
SE-KIT200	200 Amp SE Cable Kit <ul style="list-style-type: none">• Service Head (1242)• Water Tight Connector (766-3)• Duct Seal (DS-100)• Sill Plate (940-C)• (2) SE Connectors (676-DC2)• (10) 2 Hole Straps (1884-SE)• (2) Ground Clamps (1308-DC)• (2) Ground Rod Clamps (GRC-63)	---	1

Red® Fire Alarm Connectors



Set screw connector used to join EMT to box or enclosure. Color coded red to match EMT for easy identification. Use with red EMT for emergency circuits, fire alarm and security system applications. Concrete-tight. Furnished with Tri-Drive slot/Phillips/Robertson head screws. Patented. US Patent 6,861,585.

 US File. E24001


Steel

Catalog Number	Trade Size	Unit Qty.	Std. Pkg.
230-SR	1/2"	50	500
231-SR	3/4"	25	250
232-SR	1"	25	250
233-SR	1 1/4"	20	12
234-SR	1 1/2"	10	60
235-SR	2"	5	30
236-SR	2 1/2"	2	10
237-SR	3"	2	10
238-SR	3 1/2"	-	6
239-SR	4"	-	6

Red® Fire Alarm Couplings



Set screw coupling used to join two lengths of EMT. Color coded red to match EMT for easy identification. Use with red EMT for emergency circuits, fire alarm and security system applications. Concrete-tight. Furnished with Tri-Drive slot/Phillips/Robertson head screws.

 US File. E24001


Steel

Catalog Number	Trade Size	Unit Qty.	Std. Pkg.
240-SR	1/2"	50	500
241-SR	3/4"	25	250
242-SR	1"	20	200
243-SR	1 1/4"	15	90
244-SR	1 1/2"	10	60
245-SR	2"	5	30
246-SR	2 1/2"	2	10
247-SR	3"	2	10
248-SR	3 1/2"	-	6
249-SR	4"	-	6

Red Fire Alarm Boxes



New red steel fire alarm boxes to meet visual identification requirements for fire alarm installations. Available in a variety of sizes to accommodate both old and new work requirements. Provides positive visual identification and can withstand the harshest environmental conditions. Patented. US Patent 6,861,585.

 File No. E24001

Steel

Catalog Number	Description	Mounting Bracket	Each Side Conduit	Each End Conduit	Bottom Conduit	Cu In. Capacity	Unit Qty.	Std. Pkg.
FA-400	1 1/2" deep drawn box 4-square	No	(2) 1/2" (1) 3/4"	(2) 1/2" (1) 3/4"	(3) 1/2" (2) 3/4"	21.0	---	50
FA-401	2 1/8" deep welded box 4-square	No	(2) 1/2" (1) 1/2" & 3/4"	(2) 1/2" (1) 1/2" & 3/4"	(3) 1/2" (2) 1/2" & 3/4"	30.3	---	50
FA-402	2 1/8" deep welded box 4-square	CV	(2) 1/2" (1) 1/2" & 3/4"	(2) 1/2" (1) 1/2" & 3/4"	(3) 1/2" (2) 1/2" & 3/4"	30.3	---	50
FA-403	Flat 4-square cover	No	N/A	N/A	N/A	N/A	---	50
FA-404	2 1/8" deep welded 4-square extension ring	No No	(2) 1/2" (1) 1/2" & 3/4"	(2) 1/2" (1) 1/2" & 3/4"	N/A	30.3	---	50
FA-411	2 1/8" deep welded box 4 11/16" square	No	(3) 1/2" & 3/4"	(3) 1/2" & 3/4"	(3) 1/2" (2) 1/2" & 3/4"	42.0	---	50

Insulator Support Beam Clamps



951

951-S

Single screw beam clamp insulator support with two threaded holes.

UL File No. E161206: 951 thru 954

Malleable Iron

Catalog Number	Size	Tap Size (UNC)	Approx. Jaw Opening	Max Load Lbs.	Unit Qty.	Std. Pkg.
951	1"	1/4 - 20	.750"	125	25	100
952	1 1/2"	5/16 - 18	.670"	300	---	50
953	2"	3/8 - 16	.880"	300	---	50
954	2 1/2"	1/2 - 13	1.03"	300	---	25

Zinc Plated Steel

Catalog Number	Size	Tap Size (UNC)	Approx. Jaw Opening	Max Load Lbs.	Unit Qty.	Std. Pkg.
951-S	1"	1/4 - 20	.750"	75	25	100
953-S	2"	3/8 - 16	.875"	200	---	50

Knockout Insulating Bushings



Converts metallic box rough edged holes to smooth insulated holes for protection of electrical, voice, data and video cables.

SP File No. LR24719

UL File No. E240912: 9791 thru 9796


Plastic Rated 105°C

Catalog Number	K.O.	K.O. Dia.	Unit Qty.	Std. Pkg.
9791	1/2"	.875"	100	1000
9792	3/4"	1.109"	100	1000
9793	1"	1.375"	50	500
9794	1 1/4"	1.734"	50	500
9795	1 1/2"	1.984"	25	250
9796	2"	2.469"	20	100
9797	2 1/2"	2.969"	20	100

Stud Bushings

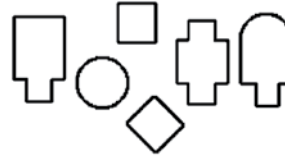


Protects wire insulation from abrasion in metal studs. Bushing allows smooth wire pulling. Used for all pre-punched shaped holes.

 File No. E11259

Polypropylene


Catalog Number	Unit Qty.	Std. Pkg.
9882	50	500



Bridle Rings



Steel bridle rings provide support for voice, data, or video cables. Open loop end allows easy insertion of cables. Machine thread style for use with beam clamps or other clamping devices. Wood style rings are threaded for easy assembly into pre-drilled holes.

 File No. E161206: BRI-150, BRI-200, BRWI-150 & BRWI-200

Zinc Plated Threaded Bridle Rings

Catalog Number	Trade Size	Thread	Unit Qty.	Std. Pkg.
BR-150	1 1/2"	1/4 - 20	---	100
BR-200	2"	1/4 - 20	---	100
BR-400	4"	1/4 - 20	---	50

Zinc Plated Threaded Bridle Rings / Plastic Insulator

Catalog Number	Trade Size	Thread	Unit Qty.	Std. Pkg.
BRI-150	1 1/2"	1/4 - 20	---	50
BRI-200	2"	1/4 - 20	---	50

Zinc Plated Bridle Rings For Wood

Catalog Number	Trade Size	Hole Size	Unit Qty.	Std. Pkg.
BRW-150	1 1/2"	1/8"	---	100
BRW-200	2"	1/8"	---	100

Zinc Plated Bridle Rings For Wood / Plastic Insulator

Catalog Number	Trade Size	Hole Size	Unit Qty.	Std. Pkg.
BRWI-150	1 1/2"	1/8"	---	50
BRWI-200	2"	1/8"	---	50

Electrical Box Extender / Insulator



BXE-100




BXE-300

For use with most metallic or nonmetallic electrical boxes to extend box face. Simply slide non-conductive extender into box to correct setbacks up to 1". May also be used as an insulating barrier between metallic box and device. Extender / Insulator does not require trimming and is completely hidden by faceplate.

Complies with NEC Article 314.20. Patented.

US Patent 7,002,076; 6,953,894

Available in single gang BXE-100, duplex BXE-200 or round BXE-300 configurations.

 File No. E216710

PVC

Catalog Number	Unit Qty.	Std. Pkg.
BXE-100	25	100
BXE-200	---	25
BXE-300	---	25

Tubing and Coaxial Straps



Zinc Plated Steel

Catalog Number	Trade Size	Unit Qty.	Std. Pkg.
CC-25	1/4"	100	1000
CC-31	5/16"	100	1000
CC-37	3/8"	100	1000

Used to support tubing and coaxial cable to mounting surface.

Distribution Rings



For support of communication cables. May be mounted in horizontal or vertical position. Enclosed design. All rings have four mounting holes.

Aluminum

Catalog Number	Trade Size	Mounting Screw Size	Unit Qty.	Std. Pkg.
DR-200	2"	No. 10	10	40
DR-300	3"	No. 10	10	20
DR-500	5"	No. 10	---	10

Communications / Data Plate Mounting Bracket (Old Work)



Eliminates need for outlet box. Provides mounting base for securing communication or data line face plates. Mounts standard low voltage outlets and plates (Class 2 only). Hardware included.

Zinc Plated Steel

Catalog Number	Unit Qty.	Std. Pkg.
LVB-1	10	100

Cable Supports



NMCB-1



NMCB-2

Positions and supports nonmetallic and AC/MC cables. Also suitable for use with low voltage cabling to 3/8" diameter. Furnished with (2) No. 8 screws for use on wood or steel stud. Complies with NEC Articles 300.4(D) and 320.23(B). Patented.

UL File No. E161206

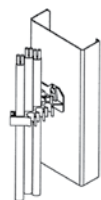
NMCB-2 is provided with a nail for use on wood studs or 3/4" thick furring strips to position nonmetallic sheath cable. Capable of positioning a nonmetallic cable in each of three rectangular slots. May also be used with low voltage cable. Low profile design and unique self-locking fingers prevent accidental removal of cables. Grooved nail for extra gripping with stud. Patented. US Patent D534,060.

UL File No. E161206

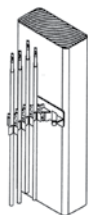
Polypropylene

Catalog Number	Cable Range		Unit Qty.	Std. Pkg.
	Min.	Max.		
NMCB-1	(6) 14/2	(6) 10/3 NM-B	25	100
	Or			
NMCB-2	(4) 14/2	(4) 12/2 AC/MC	25	100
	(1) 14/2	(1) 10/3 NM-B		
	Or			
	(2) 14/2	(2) 14/2 NM-B (in each slot)		

Cable Stacker



Metal Stud



Wood Stud

For use on steel or wood studs to support nonmetallic sheath, communication, and data cables. Furnished with nail for wood stud. Use No. 8 x 1/2" self-tapping sheet metal screw for steel stud. Complies with NEC Articles 300-4(D) and 320.23(B). Patented.

UL File No. E161206

Polypropylene

Catalog Number	Unit Qty.	Std. Pkg.
NMWH-43	25	100

CABLE RANGES:

Data / Communication Cable

Oval Openings:	1 or 2	.06" to .20" diameter
	1	.20" to .32" diameter
Round Openings:	1	.16" to .50" diameter

Nonmetallic Sheath Cable

Oval Openings:	1 or 2	14/2 AWG
	1 or 2	12/2 AWG
	1	10/2 AWG
Round Openings:	1	14/3 AWG
	1	12/3 AWG
	1	10/3 AWG

Insulating Bushings



EMT bushing insulates telephone, computer, video and other low voltage wiring from sharp edges of EMT. Complies with NEC Article 300-15(c).

Polyethylene - 90°C

Catalog Number	Trade Size	Unit Qty.	Std. Pkg.
TWB-51	1/2"	100	1000
TWB-52	3/4"	50	500
TWB-53	1"	25	250
TWB-54	1 1/4"	25	250
TWB-55	1 1/2"	---	100
TWB-56	2"	---	50
TWB-57	2 1/2"	---	25
TWB-58	3"	---	25
TWB-59	3 1/2"	---	25
TWB-60	4"	---	25

Filler Plug



For use with Bridgeport Push in, Set Screw, and Saddle Type Connectors, when installing the fitting but not installing cable immediately. Meant to keep foreign objects out of your electrical system. Patented. US Patent D672,318

Nylon - 90°C

Catalog Number	Trade Size	Unit Qty.	Std. Pkg.
A-FILPLG	3/8"	25	100
B-FILPLG	1/2"	25	100
C-FILPLG	3/4"	25	100

Jack Chain



701

703

Steel

Catalog Number	Size	Description	Std. Pkg.
701	#12	100' Spool	800'
703	#12	300' Bucket	300'

Maximum safe load is 25 lbs.
Catalog 703 provided in convenient 300' bucket.

"S" Hooks



Steel

Catalog Number	Size	Unit Qty.	Std. Pkg.
705	1 1/4"	100	1000

Maximum safe load is 25 lbs.


Safety Plates



Galvanized Steel

Catalog Number	Height	Width	Unit Qty.	Std. Pkg.
732-SP	2.75"	1.5"	100	500
735-SP	5"	1.5"	50	250


Protects cable running through wooden studs from nails and screws.

 File No. E161206

Anti-Short Bushings “Redhead”



“Redheads” prevent damage to wire insulation when placed between the wire and armored sheath.

 File No. E11259

 Certified LR24719M5


Polyethylene - 90°C


Catalog Number	Trade Size	AC/MC Cable Size	Flex Trade Size	Unit Qty.	Std. Qty.
1000	0	14/2, 14/3, 12/2	5/16"	50	7000
1001	1	14/4, 12/3, 6/1, 4/1	3/8"	50	3500
1002	2	12/4, 10/2, 10/3, 2/1	---	50	7000
1003	3	10/4, 8/2, 8/3, 1/1	1/2"	20	2000
1004	4	8/4, 6/2, 6/3 4/2, 4/3, 6/4	3/4"	20	1600
1005	5	---	1"	25	100
1006	6	---	1 1/4"	10	40
1007	7	---	1 1/2"	10	40
1008	8	---	2" - 2 1/2"	10	40

Box Connectors



Used as a raceway between two boxes.

 File No. E11259

 File No. LR39354

Zinc Die Cast

Catalog Number	Trade Size	Unit Qty.	Std. Pkg.
1191-DC2	1/2"	50	500

Knockout Plugs



Steel



Plastic

To cap unused knockout holes in box or enclosure.

Zinc Plated Steel

Catalog Number	Trade Size	Unit Qty.	Std. Pkg.
1691	1/2"	100	1000
1692	3/4"	100	1000
1693	1"	50	500
1694	1 1/4"	50	200
1695	1 1/2"	50	200
1696	2"	20	200

Plastic

Catalog Number	Trade Size	Unit Qty.	Std. Pkg.
9891	1/2"	100	1000
9892	3/4"	100	1000
9893	1"	50	500
9894	1 1/4"	50	500
9895	1 1/2"	25	250
9896	2"	20	100

Box Supports



Zinc Die Cast

Catalog Number	Trade Size	Unit Qty.	Std. Pkg.
BS-050	1/2"	25	100
BS-075	3/4"	25	100


Use to support FS box, outdoor lighting fixture, or similar devices, per NEC Article 370-23 requirements. Tapered threads (NPT) provide raintight seal. Simply assemble box support onto the box or fixture and fasten to steel rigid conduit or water pipe driven into the ground.

UL File No. E161206: BS-050

Dome Light Stations



Used to indicate the need for personal assistance in nursing homes, health care facilities, bathrooms and other areas where people frequent. Stations are provided with both red and white domes. Simply discard the dome that is not intended for use. Units are available with and without an audible buzzer in both 24VAC and 120VAC. They may be purchased as standalone stations or as call for aid packages. All units feature 2 internal lamps and a stainless steel faceplate.


 File No. E313390

Catalog Number	Description	Dome Color
CA-101-24	24VAC dome light with buzzer, pull switch and transformer	White or Red
CA-101-120	120VAC dome light with buzzer and pull switch	White or Red

Pull Cord Station



Provides for emergency call activation by pulling the supplied nylon cord downward. The call is reset at the station by simply pushing the activation switch upward. The station mounts in a standard single gang box. The units' stainless steel faceplate is marked "Emergency Pull For Help". 6 amps at 125VAC. DPST Switch.

 File No. E313390


Catalog Number	Description	Mounting
CA-PS	Pull Cord Station	Single Gang Box

Duct Seal



Catalog Number	Slug Size	Std. Pkg.
DS-100	1 lb.	50 Slugs
DS-500	5 lb.	10 Slugs

Used to seal around boxes, flashings and service entries. #1003 asbestos-free sealing compound is pliable, non-corrosive to metals and can be painted. For both indoor and outdoor use.


 File No. R14730

Firestop



Catalog Number	Cartridge Size	Unit Qty.	Std. Pkg.
FS-1000	10.5 fluid ounces	1	12

A water-based, non-corrosive, non-toxic, odorless quality intumescent. The FS-1000 is rated 3000°F for 8 hours. Adheres to most construction materials including ceramics, composites, masonry, metal, plastic and wood. Can be safely removed with soap and water prior to curing. Paintable and sandable. Refer to www.bptfittings.com for installation instructions. Classified by Underwriters Laboratories as a non-combustible product in compliance with zero flame and zero smoke index.

 File No. R25422

Door Light Switches and Roof Flashings

Door Light Switches



All purpose electric door switches for use anywhere that lights are turned on and off automatically by the opening and closing of a door. Units may be wired either normally open or normally closed. The units are shipped normally closed. The switch mounts using the 3" (76mm) on center mounting holes.

Units may be used on sliding or on hinged doors. Typical applications include closet doors, walk-in refrigerators, vault and photo labs. Models available for standard or narrow construction; refer to www.bptfittings.com for dimensions.

Catalog Number	Description	Finish
PB-301	Standard Door Light Switch	Painted Brass
PB-301N	Narrow Construction Door Light Switch	Painted Brass

Roof Flashings



RF-125 thru RF-250



RFN-125 thru RFN-400

Galvanized – for use with galvanized, plastic, or cast iron electrical service mast. Fits flats to 40°.

Neoprene – for use with copper, cast iron, galvanized, or plastic pipe. Fits up to 45° angle, not recommended for hot-mopped or built-up roofs.

Galvanized

Catalog Number	Cartridge Size	Unit Qty.	Std. Pkg.
RF-125	1 1/4"	----	25
RF-150	1 1/2"	----	25
RF-200	2"	----	25
RF-250	2 1/2"	----	25

Neoprene

Catalog Number	Cartridge Size	Unit Qty.	Std. Pkg.
RFN-125	1 1/4" - 1 1/2"	----	12
RFN-200	2"	----	12
RFN-250	2 1/2"	----	12
RFN-300	3"	----	12
RFN-400	4"	----	12

Swivel Fixture Hangers



SFS-75



SFR-75

Ball type swivel fixture covers for mounting pendant or fluorescent lighting fixtures to box. For lamps up to 50 lbs. maximum and 20° maximum swing from vertical. Tapped for use with 3/4" thread and furnished with 3/4" x 1/2" steel reducing bushing. Slotted cover holes for easy assembly to box. Malleable iron swivel, steel cover.

 Recognized File No. E235970

4" Square Box Cover

Catalog Number	Trade Size	Unit Qty.	Std. Pkg.
SFS-75	3/4"	1	10


4" Round or Octagonal Box Cover

Catalog Number	Trade Size	Unit Qty.	Std. Pkg.
SFR-75	3/4"	1	10

Class 2 Signaling Transformers



T-601



T-602, T-603, T-604

Catalog Number	Primary	Secondary	
		Volts	VA
T-601	120VAC	16	10
T-602	120VAC	8	10
		16	10
		24	20
		8	20
T-603	120VAC	16	20
		24	30
		24	40
T-604	120VAC	24	40

Low cost, highly reliable transformers that provide convenient low voltage power for a variety of commercial, residential and industrial purposes. All primary leads are pre-stripped for quick connection. Units mount in a standard 1/2" (13mm) knockout or surface mount using the provided locknut or clamp. The T-601 uses a standard locknut. The T-602, T603 and T-604 use an integral clamp. These transformers may be safely mounted in both plastic and metal back boxes.

The T-601 is ideal for doorbells, chimes and other light duty applications. The T-602, T-603 and T-604 offer higher power for longer wire runs.

 Listed File No. E208949

 Certified

HOW TO USE THIS GUIDE

This guide has been developed as an easy to use, technical reference for specifiers, contractors, and inspection authorities. It is intended for use as a guide in the selection of electrical fittings manufactured by Bridgeport Fittings, Inc. Do not use this manual as an interpretation of the National Electrical Code or local regulations. Always consult your local electrical inspector for requirements in your area.

Underwriters Laboratories, Canadian Standards Association, and Federal Specifications are current at time of publication, but are subject to change without prior notice. Current listings are noted on the smallest unit carton label. Look for the appropriate logo.

Due to ongoing product improvements or code changes, specifications and dimensions are subject to change without prior notice. For current product dimensions, consult our on-line catalog at www.bptfittings.com, or contact us.

For further assistance regarding information included in this guide, please call our Engineering Department at 203.377.5944.

DETAILED STANDARDS

The standards by which conduit fittings are manufactured are maintained on a current basis at the Bridgeport factory. (See Appendix IV)

All questions relating to the application of these standards are welcomed. Included are relevant Underwriters' laboratories standards, Federal Specifications, and ASTM and ANSI Standards. See Appendix I, II, & III to determine the applicability of appropriate CSA, UL, NEMA, and Federal Specifications identification, standard and file numbers.

NEC REFERENCES

National Electrical Code articles are referenced here. Included are those parts pertaining directly to use of fittings supplied by Bridgeport, together with those parts pertaining to conduits and cables for which such fittings are designed.

If you or your specifying engineers have any further questions about the application or interpretation of the NEC installations involving Bridgeport fittings, please call Bridgeport's engineering department.

Occasionally, contractors can make use of factory personnel or other resources to permit the use or substitution of Bridgeport for a specified brand or material of construction. This may enable you to standardize floor and truck inventories in order to simplify material specification and inventory investment.

DISSIMILAR METALS

The NEC requires, where applicable, dissimilar metals in contact anywhere in the system shall be avoided to eliminate the possibility of galvanic action (NEC Articles 110.14 & 250.70), Steel EMT, steel rigid conduit, steel straps and hangers, and steel outlet and junction boxes are almost universally plated or coated with zinc or other corrosion inhibitor. Wherever Bridgeport's fittings come in contact with these raceway components, similar metals are touching, since the fittings themselves are constructed of zinc or have zinc-plated steel parts. Use of our products in the application for which they are designed, will be compliant to this requirement.

APPENDIX I

Listing File Numbers

CATEGORY	FILE No.
Armored Cable Connectors, Type AC	E20534
Armored Cable Connectors, Type AC Certified for Canada	E20534
Caulking and Sealants Certified for Canada	R25422
Caulkings and Sealants	R25422
Conduit and Cable Hardware	E161206
Conduit and Cable Hardware Certified for Canada	E161206
Electrical Metallic Tubing Fittings	E24001
Electrical Metallic Tubing Fittings Certified for Canada	E24001
Metal-clad Cable Connectors, Type MC	E191676
Metallic Outlet Boxes	E11077
Metallic Outlet Boxes Certified for Canada	E11077
Nonmetallic-sheathed Cable Connectors Certified for Canada	E11698
Outlet Bushings and Fittings	E11259
Outlet Bushings and Fittings Certified for Canada	E11259
Tape, General Use	R14730
Visual-signal Appliances	E312242
Visual-signal Appliances Certified for Canada	E312242
Wire Connectors and Soldering Lugs	E155561

APPENDIX II

Listing File Numbers

Class	Class Description	File Number
9052-01	INSULATING DEVICES AND MATERIALS-Bushings	71053
4412-01	OUTLET BOXES AND FITTINGS-Bushings, Fittings	039354_0_000
4412-02	CONDUIT FITTINGS-Fittings For Metal Conduit	039354_0_000
4412-03	CONDUIT FITTINGS - Fittings For-Nonmetallic Conduit	039354_0_000
4414-01	FITTINGS-Armored Cable	039354_0_000
4414-03	FITTINGS-Electrical Metallic Tubing (EMT) - Steel	039354_0_000
4414-05	FITTINGS-Non-Metallic Sheathed Cable	039354_0_000
4414-08	FITTINGS-Cable - Hardware	039354_0_000
4415-01	STAPLES AND STRAPS-Armored Cable	039354_0_000
4415-02	STAPLES AND STRAPS-Conduit	039354_0_000
4415-04	STAPLES AND STRAPS-Electrical Metallic Tubing (EMT)	039354_0_000
9085-01	AUTHORIZED PACKAGERS OF CSA CERTIFIED PRODUCTS-	052255_0_000
4412-02	CONDUIT FITTINGS-Fittings For Metal Conduit	702847
4415-02	STAPLES AND STRAPS-Conduit	702847
4418-02	OUTLET BOXES AND FITTINGS-Boxes - For Hazardous Locations	237741
4418-03	CONDUIT FITTINGS-Fittings - For Hazardous Locations	237741

APPENDIX IIA

Listing File Numbers

Class	Class Description	File Number
	Cable Fittings - Indoor use, conduit cable fitting	103898494CRT-001
	Cable Fitting - Dual jacketed metal cables to a single connection point	103401958CRT-001
	Cable Fitting - Connection of flexible conduit to an electrical panel enclosure	103331149CRT-001
	Couplings - Fitting used to connect Rigid and EMT conduit	103257152CRT-001
	Grounding Bushing - Grounding bushings for EMT conduit.	102961697CRT-001
	Cable Fitting - Fitting for connecting flexible cable to boxes and panels	102618854CRT-001
	EMT Elbow Fitting - 90 Degree elbow used with EMT conduit	102513421CRT-001
	NM Cable Fitting - Transitioning from a box or EMT conduit to NM cable	102311166CRT-001
	RIGID to EMT Connector - Transitioning from EMT to Rigid Conduit	102311162CRT-001
	Transition EMT/Cable CPLG - Transitioning from EMT to AC/MC/MCI-A/FMC cable	102289953CRT-001
	Cable Fitting - Flexible conduit to electrical panels for indoor applications	102160158CRT-001
	Bonding Locknut - Ground bonding locknut with a grounding lug	101667120CRT-001
	Combination Coupling - EMT and Rigid conduit to Flexible metal cable for indoor	101605379CRT-001
	Conduit Fittings - Liquidtight flexible metal conduit to a knockout	101498267CRT-001
	Conduit and Cable Straps	101496846CRT-001
	Conduit bonding hub with locknut and grounding lug	101139122CRT-001C
	Raintight Offset Nipple	101073658CRT-001
	Cable Fitting - Dual metal cables to metal electrical panels for indoor	100784638CRT-001C
	Conduit Fitting - Concrete slabs with rigid conduit	100756889CRT-001
	Grounding Hub / Choke	100652665CRT-001a
	Conduit Fitting - EMT to flexible cable transition fitting	100652663CRT-001a
	Conduit Fitting - Rigid to EMT conduit transition for wet location	100520101CRT-001c
	Conduit, Tubing, and Cable Fittings	100511099CRT-001

APPENDIX III Bridgeport products listed by Underwriters Laboratories & CSA comply with the following specifications:

Product Group	UL Standard	CSA Standard	NEMA Standard	Federal Specification
Rigid & IMC Conduit Bodies	UL-514A	C22.2 18.3-04	FB-1	A-A-50563
Rigid & IMC Conduit Fittings	UL-514B	C22.2 18.3-04	FB-1	A-A-50553
EMT Fittings	UL-514B	C22.2 18.3-04	FB-1	A-A-50553
Liquid Tight Fittings	UL-514B	C22.2 18.3-04	FB-1	A-A-50552
Portable Cord Fittings	UL-514B	C22.2 18.3-04	FB-1	A-A-50552
Flexible Metal & AC/MC Cable Fittings	UL-514B	C22.2 18.3-04	FB-1	A-A-50552
Nonmetallic Cable Fittings	UL-514B	C22.2 18.3-04	FB-1	A-A-50552
Grounding Fittings	UL-467	C22.2 18.3-04	FB-1	A-A-50552
Service Entrance Fittings	UL-514B	C22.2 18.3-04	FB-1	A-A-50563

APPENDIX IV

Summary of current technical standards maintained on file by Bridgeport Fittings engineering department*:

Governing Body	Standard No.
American National Standards Institute (ANSI)	Z540
	NEMA FB 1
	ANSI Z1.4-A971
American Society for Testing and Materials (ASTM)	ASTM B86
	ASTM B117
	ASTM B240
	ASTM B633
Canadian Standards Association (CSA)	C22.2 No. 0
	C22.2 No. 18
	C22.2 No. 25
	C22.2 No. 30
Governing Body	Standard No.
Underwriters Laboratories, Inc. (UL)	UL 1
	UL 3
	UL 4
	UL 6
	UL 62
	UL 94V
	UL 360
	UL 467
	UL 486A
	UL 486B
	UL 514A
	UL 514B
	UL 514C
	UL 651
	UL 651A
	UL 719
	UL 746A
	UL 746B
	UL 746C
	UL 746D
UL 797	
UL 869	
UL 870	
UL 886	
United States of America Federal Specifications	A-A-50552
	A-A-50553
	A-A-50563
United States of America Military Specifications	MIL-Q-9858
	MIL-I-45208
	MIL-C-45662

* If required, other standards may be obtained as needed.

APPENDIX V

Bridgeport Fittings, Inc.
Other Raw Material Specifications

Steel, SAE 1050 Series (Fittings, Covers, Brackets, Straps).

Mechanical Properties

Tensile Strength, Yield (PSI)	45000-90000
Elongation Ultimate %	0-39
Hardness (Rockwell) (varies by temper)	B55 to B90

Plastic, Polypropylene (Insulating Bushings, Metaliners, Insulators, Lock-A-Liners)

Mechanical Properties

Tensile Strength, Yield (PSI)	3600-4200
Elongation Ultimate %	3-15
Impact Strength Izod, Notched (Ft.-Lb./In.)	2.2
Hardness	R60-R105

Plastic, Polypropylene, High Density (Liquid Tight Gland Seals and Pull Caps)

Mechanical Properties

Tensile Strength, Yield (PSI)	3400-3800
Elongation Ultimate %	600-900
Impact Strength Izod, Notched (Ft.-Lb./In.)	1.2-2.0
Hardness	D60-70

Plastic, Polypropylene, Medium Density (Liquid Tight Knockout Gaskets, Anti-Short Bushings)

Mechanical Properties

Tensile Strength, Yield (PSI)	2000
Elongation Ultimate %	200
Impact Strength Izod, Notched (Ft.-Lb./In.)	---
Hardness	D55

Plastic, Electrical Grade Rigid PVC (Box Extenders, Device Holders)

Mechanical Properties

Mechanical Properties	ASTM Method
Tensile Strength, PSI	6200
Ultimate Elongation, %	150
Flexural Strength, PSI	11900
Flexural Modulus, PSI	435000
Heat Deflection Temp. (1/8" Un-annealed)	158°F (70°C)
	D638
	D638
	D790
	D790
	D648

APPENDIX VI

Bridgeport Fittings, Inc.
Casting Alloy Material Specifications

Die Cast Zinc, Alloy #7 (ZAMAK)

Mechanical Properties (as cast)

Tensile Strength, PSI	41000
Impact Strength - Ft./Lbs. Charpy	40
Brinell Hardness, 500kg 20mm 30 sec	76
Elongation in 2", %	14
Shear Strength, PSI	31000
Compressive Strength	60000
Mod. of Rupture, PSI	95000

Physical Properties

Melting Point (°F)	728
Density (Lbs./Cu. In.)	.240
Coefficient of Thermal Expansion (uIn./In. x 10 - 6 Deg. F)	15.2
Specific Conductivity	.10
Thermal Conductivity (Cal./Sec. Sq.-Cm./Degrees C)	.27
Elec.Conductivity,%Cu Std.	26

Chemical Compositions %

Al	3.5 - 4.3
Mg	.005 - .020
Cu Max.	.25
Fe Max.	.075
Pb Max.	.003
Cd. Max	.002
Sn Max.	.001
Ni	.005 - .020
Zn*	Remainder

*99.99+ % Purity

Note: Zinc base alloy ingot for die casting may contain nickel, chromium, silicon, and manganese in amounts up to their solubility (0.02%, 0.02%, 0.035%, and about 0.5% respectively) at the freezing temperature.

No harmful effects have ever been noted due to the presence of these elements in these concentrations, and therefore analyses are not required for these elements.

Die Cast Zinc, Alloy #3 (ZAMAK)

Mechanical Properties (as cast)

Tensile Strength, PSI	41000
Impact Strength - Ft./Lbs. Charpy	40
Brinell Hardness, 500kg 20mm 30 sec	76
Elongation in 2", %	14
Shear Strength, PSI	31000
Compressive Strength	60000
Mod. of Rupture, PSI	95000

Physical Properties

Melting Point (°F)	728
Density (Lbs./Cu. In.)	.240
Coefficient of Thermal Expansion (uIn./In. x 10 - 6 Deg. F)	15.2
Specific Conductivity	.10
Thermal Conductivity (Cal./Sec. Sq.-Cm./Degrees C)	.27
Elec.Conductivity,%Cu Std.	26

Chemical Compositions %

Al	3.5 - 4.3
Mg	.020 - .05
Cu Max.	.25
Fe Max.	.10
Pb Max.	.005
Cd. Max	.004
Sn Max.	.003
Ni	-
Zn*	Remainder

*99.99+ % Purity

Note: Zinc base alloy ingot for die casting may contain nickel, chromium, silicon, and manganese in amounts up to their solubility (0.02%, 0.02%, 0.035%, and about 0.5% respectively) at the freezing temperature.

No harmful effects have ever been noted due to the presence of these elements in these concentrations, and therefore analyses are not required for these elements.

APPENDIX VI (continued)

Sand Cast Zinc, Alloy ZA-12

Mechanical Properties (as cast)

Tensile Strength, PSI	40000-45000
Yield Strength .2% Offset, PSI	3000
Elongation in 2", %	1-3
Brinell Hardness	92-96

Physical Properties

Melting Point (°F)	710-810
Density (Lbs./Cu. In.)	.218
Elec.Conductivity (% IACS)	25

Chemical Compositions %

Al	11
Mg	.02
Cu	.75
Zn	Remainder

Die Cast Aluminum, Alloy 380

Mechanical Properties (as cast)

Tensile Strength, PSI	46000
Yield Strength, PSI	23000
Elongation in 2", %	2.5
Brinell Hardness	80

Physical Properties

Solid temperature Range, (°F)	1000-1100
Density (Lbs./Cu. In.)	.098
Electrical Conductivity (% IACS)	23

Chemical Compositions %

Si	7.5-9.5
Cu	3.0-4.0
Mg Max.	0.10
Zn Max.	3.0
Fe Max.	2.0
Mn Max.	0.50
Al	Remainder

Sand Cast Malleable Iron, Ferritic

Mechanical Properties (as cast)

Min. Tensile Strength, PSI	50000
Min. Yield Strength, PSI	32000
Min. Elongation in 2", %	10
Brinell Hardness	156

Standards

ASTM Spec. A-47-77	Grade 32510
SAE Spec. J158	Grade M3210

Sand Cast Ductile Iron

Mechanical Properties (as cast)

Min. Tensile Strength, PSI	60000
Min. Yield Strength, PSI	40000
Min. Elongation in 2", %	18

Standards

ASTM A536-80	Grade 32510
MIL-I-11466	Class 6

Sand Cast Yellow Brass

Mechanical Properties (as cast)

Min. Tensile Strength, PSI	38000
Min. Yield Strength, PSI	-
Min. Elongation in 2", %	17

Standards

Commercial Grade

Sand Cast Red Brass (Bronze)

Mechanical Properties (as cast)

Min. Tensile Strength, PSI	37000
Min. Yield Strength, PSI	-
Min. Elongation in 2", %	17

Standards

ASTM B-62-52, B-145-52-4A
MIL-B-16444
SAE 40

APPENDIX VII

UL 797, Recommended Dimensions For EMT Conduit

Trade Size	O.D.		I.D.
	Min.	Max.	
1/2"	.701"	.711"	.622"
3/4"	.917"	.927"	.824"
1"	1.158"	1.168"	1.049"
1-1/4"	1.505"	1.515"	1.380"
1-1/2"	1.735"	1.745"	1.610"
2"	2.192"	2.202"	2.067"
2-1/2"	2.865"	2.885"	2.731"
3"	3.485"	3.515"	3.356"
3-1/2"	3.980"	4.020"	3.834"
4"	4.480"	4.520"	4.334"

UL1, Recommended Dimensions For Flexible Metal Conduit

Trade Size	O.D.		I.D.	
	Min.	Max.	Min.	Max.
3/8"	.560"	.610"	.375"	.393"
1/2"	.860"	.920"	.625"	.645"
3/4"	1.045"	1.105"	.812"	.835"
1"	1.300"	1.380"	1.000"	1.040"
1-1/4"	1.550"	1.630"	1.250"	1.300"
1-1/2"	1.850"	1.950"	1.500"	1.575"
2"	2.350"	2.450"	2.000"	2.080"
2-1/2"	2.860"	3.060"	2.500"	-----
3"	3.360"	3.560"	3.000"	-----
3-1/2"	3.860"	4.060"	3.500"	-----
4"	4.360"	4.560"	4.000"	-----

UL 6, Recommended Dimensions For Rigid Conduit

Trade Size	Threads Per Inch	O.D.	
		O.D.	I.D.
1/2"	14	.840"	.622"
3/4"	14	1.050"	.824"
1"	11-1/2	1.315"	1.049"
1-1/4"	11-1/2	1.660"	1.380"
1-1/2"	11-1/2	1.900"	1.610"
2"	11-1/2	2.375"	2.067"
2-1/2"	8	2.875"	2.469"
3"	8	3.500"	3.068"
3-1/2"	8	4.000"	3.548"
4"	8	4.500"	4.026"
5"	8	5.563"	5.047"
6"	8	6.635"	6.065"

UL 360, Recommended Dimensions For Liquid Tight Flexible Steel Conduit

Trade Size	O.D.		I.D.	
	Min.	Max.	Min.	Max.
3/8"	.690"	.710"	.484"	.504"
1/2"	.820"	.840"	.622"	.642"
3/4"	1.030"	1.050"	.820"	.840"
1"	1.290"	1.315"	1.041"	1.066"
1-1/4"	1.630"	1.660"	1.380"	1.410"
1-1/2"	1.865"	1.900"	1.575"	1.600"
2"	2.340"	2.375"	2.020"	2.045"
2-1/2"	2.840"	2.875"	2.480"	2.505"
3"	3.460"	3.500"	3.070"	3.100"
3-1/2"	3.960"	4.000"	3.500"	3.540"
4"	4.460"	4.500"	4.000"	4.040"

APPENDIX VIII

Die Cast Aluminum Conduit Bodies

Trade Size	Maximum Number of Conductors					
	LB	C	LL	LR	T	LLR
1/2"	N/A	N/A	N/A	N/A	N/A	-
3/4"	3 - 6 AWG	3 - 6 AWG	3 - 6 AWG	3 - 6 AWG	3 - 6 AWG	-
1"	3 - 4 AWG	3 - 4 AWG	3 - 4 AWG	3 - 4 AWG	3 - 4 AWG	3 - 4 AWG
1 1/4"	3 - 2 AWG	3 - 2 AWG	3 - 2 AWG	3 - 2 AWG	3 - 2 AWG	3 - 2 AWG
1 1/2"	3 - 1/0 AWG	3 - 1/0 AWG	3 - 1/0 AWG	3 - 1/0 AWG	3 - 2 AWG	3 - 1/0 AWG
2"	3 - 4/0 AWG	3 - 2/0 AWG	3 - 4/0 AWG	3 - 4/0 AWG	3 - 4/0 AWG	3 - 3/0 AWG
2 1/2"	300 MCM	3 - 250 MCM	3 - 250 MCM	3 - 250 MCM	3 - 2/0 AWG	-
3"	350 MCM	3 - 250 MCM	3 - 250 MCM	3 - 250 MCM	3 - 250 MCM	-
3 1/2"	3 - 400 MCM	3 - 250 MCM	3 - 250 MCM	3 - 250 MCM	3 - 250 MCM	-
4"	3 - 400 MCM	3 - 250 MCM	3 - 250 MCM	3 - 250 MCM	3 - 250 MCM	-

Malleable Iron Conduit Bodies

Trade Size	Maximum Number of Conductors				
	LB	C	LL	LR	T
1/2"	N/A	N/A	N/A	N/A	N/A
3/4"	3 - 6 AWG	3 - 6 AWG	3 - 6 AWG	3 - 6 AWG	3 - 6 AWG
1"	3 - 4 AWG	3 - 4 AWG	3 - 4 AWG	3 - 4 AWG	3 - 4 AWG
1 1/4"	3 - 2 AWG	3 - 2 AWG	3 - 2 AWG	3 - 2 AWG	3 - 2 AWG
1 1/2"	3 - 1/0 AWG	3 - 1/0 AWG	3 - 1/0 AWG	3 - 1/0 AWG	3 - 1 AWG
2"	3 - 3/0 AWG	3 - 4/0 AWG	3 - 4/0 AWG	3 - 4/0 AWG	3 - 2/0 AWG
2 1/2"	3 - 250 MCM	3 - 300 MCM	3 - 300 MCM	3 - 300 MCM	3 - 4/0 AWG
3"	3 - 250 MCM	3 - 350 MCM	3 - 350 MCM	3 - 350 MCM	3 - 4/0 AWG
3 1/2"	3 - 350 MCM	3 - 350 MCM	3 - 350 MCM	3 - 500 MCM	3 - 350 MCM
4"	3 - 350 MCM	3 - 350 MCM	3 - 350 MCM	3 - 500 MCM	3 - 350 MCM

Trade Size	Volume in Cu. In.					
	LB	C	LL	LR	T	LLR
1/2"	4.25	4.25	4.25	4.25	4.25	5.5
3/4"	7.2	7.2	7.2	7.2	7.2	9.0
1"	10.8	10.8	10.8	10.8	10.8	15.0
1 1/4"	30.5	30.5	30.5	30.5	30.5	39.5
1 1/2"	30.5	30.5	30.5	30.5	30.5	40.8
2"	70.7	70.7	70.7	70.7	70.7	88.5
2 1/2"	152.5	157.4	157.4	157.4	157.4	-
3"	152.5	179.8	179.8	179.8	179.8	-
3 1/2"	311.8	323.0	323.0	323.0	323.0	-
4"	311.8	323.0	323.0	323.0	323.0	-

Trade Size	Volume in Cu. In.				
	LB	C	LL	LR	T
1/2"	4.5	4.5	4.5	4.5	6.0
3/4"	7.5	7.5	7.5	7.5	9.5
1"	12.5	12.5	12.5	12.5	15.0
1 1/4"	32.3	32.3	32.3	32.3	33.0
1 1/2"	35.3	35.3	35.3	35.3	36.0
2"	73.0	73.0	73.0	73.0	75.0
2 1/2"	138.0	138.0	138.0	138.0	138.0
3"	170.0	170.0	170.0	170.0	170.0
3 1/2"	300.0	300.0	300.0	300.0	300.0
4"	328.0	328.0	328.0	328.0	328.0

APPENDIX IX

Connector Compatibility

Cable Fitting	Enclosure Opening K.O. Size	Cable Outer Diameter (O.D.) Range	Cable Types Listed To: <small>Note: Includes Steel and Aluminum</small>	Healthcare Facility Cable	Flexible Metal Conduit <small>Note: Includes Steel and Aluminum (RWFMC)</small>	Recommended Cable Types <small>Note: Verify with Cable O.D. Includes Steel and Aluminum</small>
280-DCX	1/2"	.43-.61	AC/MC/MCI-A		3/8" FMC	14/2 to 10/3
280-SP	1/2"	.43-.61	AC/MC/MCI-A	HCF/HCFMCI-A	3/8" FMC	14/2 to 10/3
280SPMB	1/2"	.43-.61	AC/MC/MCI-A	HCF/HCFMCI-A	3/8" FMC	14/2 to 10/3
281SPMB	3/4"	.61-.72	AC/MC/MCI-A	HCF/HCFMCI-A		10/4 to 8/3
38ASP	1/2"	.43-.61	AC/MC/MCI-AMC-PCS	HCF/HCFMCI-A	3/8" FMC	14/2 to 10/3
39ASP	1/2"	.54-.73	AC/MC/MCI-AMC-PCS	HCF/HCFMCI-A		10/2 to 8/3
74ASP	3/4"	.73-.85	AC/MC/MCI-AMC-PCS	HCF/HCFMCI-A	1/2" FMC	8/3 to 6/3
3838ASP	1/2"	.38-.59	AC/MC/MCI-A	HCF/HCFMCI-A	3/8" FMC	14/2 to 10/3
3838SP	1/2"	.38-.59	AC/MC/MCI-A	HCF/HCFMCI-A	3/8" FMC	14/2 to 10/3
3838-DC2	1/2"	.38-.59	AC/MC/MCI-A	HCF/HCFMCI-A	3/8" FMC	14/2 to 10/2
3838-DCI2	1/2"	.38-.59	AC/MC/MCI-A	HCF/HCFMCI-A	3/8" FMC	14/2 to 10/2
403-DC2	1/2"	.58-.61	AC/MC	HCF	3/8" FMC	12/3 to 10/3
403-I	1/2"	.48-.86	AC/MC/MCI-AMC-PCS	HCF	3/8" FMC	14/4 to 6/3
407-DC2	1/2"	.86-.92	AC	HCF	1/2" FMC	
407-DCI2	1/2"	.86-.92	AC	HCF	1/2" FMC	
407-DC2G	1/2"	.86-.92	AC	HCF	1/2" FMC	
4057-DC	3/4"	.43-.61	AC/MC/MCI-A		3/8" FMC	14/2 to 10/3
4058-DC	3/4"	.63-.89	AC/MC/MCI-A		1/2" FMC	10/4 to 6/4
4156-DC	1/2"	.43-.52	AC/MC/MCI-A	HCF/HCFMCI-A	3/8" FMC	14/2 to 12/2
4157-DC	3/4"	.43-.61	AC/MC/MCI-A	HCF/HCFMCI-A	3/8" FMC	14/2 to 10/3
4357-DC	1"	.43-.61	AC/MC/MCI-A	HCF/HCFMCI-A	3/8" FMC	14/2 to 10/3
4457-DC	1"	.43-.61	AC/MC/MCI-A	HCF/HCFMCI-A	3/8" FMC	14/2 to 10/3
501-DC2	1/2"	.43-.61	MC/MCI-A/MC-PCS			14/2 to 10/3
5157-DC	3/4"	.43-.61	AC/MC/MCI-A	HCF/HCFMCI-A	3/8" FMC	14/2 to 10/3
545-DC2	1/2"	.44-.61	AC/MC/MCI-AMC-PCS	HCF/HCFMCI-A		14/2 to 10/3
560-DC2	1/2"	.44-.61	AC/MC/MCI-AMC-PCS	HCF/HCFMCI-A	3/8" FMC	12/2 to 10/4
560-DCI2	1/2"	.44-.61	AC/MC/MCI-AMC-PCS	HCF/HCFMCI-A	3/8" FMC	12/2 to 10/4
560-MCIA2	1/2"	.38-.61	MC/MCI-A	HCFMCI-A		14/2 to 10/3
561-DC2	3/4"	.61-.87	AC/MC/MC-PCS	HCF		10/4 to 8/3
561-DCI2	3/4"	.61-.87	AC/MC/MC-PCS	HCF		10/4 to 8/3
563-DC2	1/4"		AC/MC	HCF		14/2 to 12/2
565-DC2	1/2"	.38-.53	MC/MCI-A	HCFMCI-A		14/2 to 10/3
566-DC2	1/2"	.44-.53	AC/MC/MCI-A	HCF/HCFMCI-A		12/2 to 10/3
570-DC2	1/2"	.42-.61	AC/MC/MCI-AMC-PCS	HCF/HCFMCI-A		14/2 to 10/3
570-DCI2	1/2"	.42-.61	AC/MC/MCI-AMC-PCS	HCF/HCFMCI-A		14/2 to 10/3
570-DCR2	1/2"	.43-.61	AC/MC/MCI-A	HCF/HCFMCI-A		14/2 to 10/3
570-GI	1/2"	.42-.61	AC/MC/MCI-AMC-PCS	HCF/HCFMCI-A		14/2 to 10/3
570-RI	1/2"	.42-.61	AC/MC/MCI-AMC-PCS	HCF/HCFMCI-A		18/2 to 12/4
571-DC2	1/2"	.70-.855	AC/MC/MCI-AMC-PCS	HCF/HCFMCI-A	1/2" FMC	8/3 to 6/3
571-DCI2	1/2"	.70-.855	AC/MC/MCI-AMC-PCS	HCF/HCFMCI-A	1/2" FMC	8/3 to 6/3
570-S	1/2"	.44-.66	AC/MC/MCI-A	HCF/HCFMCI-A	3/8" FMC	14/2 to 10/2
571-S	1/2"	.701-.855	MC/MCI-A	HCFMCI-A	1/2" FMC	8/3 to 6/3
571-SI	1/2"	.701-.855	MC/MCI-A/MC-PCS	HCFMCI-A	1/2" FMC	8/3 to 6/3
572-DC2	3/4"	.945-1.035	MC		3/4" FMC	4/3 to 3/4
572-DCI2	3/4"	.945-1.035	MC		3/4" FMC	4/3 to 3/4

APPENDIX IX (continued)

Connector Compatibility

Cable Fitting	Enclosure Opening K.O. Size	Cable Outer Diameter (O.D.) Range	Cable Types Listed To: <small>Note: Includes Steel and Aluminum</small>	Healthcare Facility Cable	Flexible Metal Conduit <small>Note: Includes Steel and Aluminum (RWFMC)</small>	Recommended Cable Types <small>Note: Verify with Cable O.D. Includes Steel and Aluminum</small>
572-S	3/4"	0.945	MC		3/4" FMC	4/3
572-SI	3/4"	0.945	MC		3/4" FMC	4/3
573-DC2	1"	1.18-1.35	MC		1" FMC	2/3 to 3-2/0
573-DCI2	1"	1.18-1.35	MC		1" FMC	2/3 to 3-2/0
573-S	1"	1.18-1.35	MC		1" FMC	2/3 to 3-2/0
573-SI	1"	1.18-1.35	MC		1" FMC	2/3 to 3-2/0
590-DC2	1/2"	.43-.61	AC/MC/MCI-AMC-PCS	HCF/HCFMCI-A	3/8" FMC	14/2 to 10/3
590-DCI2	1/2"	.43-.61	AC/MC/MCI-AMC-PCS	HCF/HCFMCI-A	3/8" FMC	14/2 to 10/3
591-DC2	1/2"	.54-.73	AC/MC/MCI-AMC-PCS	HCF/HCFMCI-A		10/2 to 8/3
592-DC2	3/4"	.73-.85	AC/MC/MCI-AMC-PCS	HCF/HCFMCI-A	1/2" FMC	8/3 to 6/3
601-DC2	1/2"	.375-.625	AC/MC/MCI-A	HCF/HCFMCI-A	3/8" FMC	14/2 to 10/3
621-DC2	3/4"	.44-.70	AC/MC/MCI-AMC-PCS	HCF/HCFMCI-A	3/8" FMC	14/4 to 8/3
653-DC2	1/2"	.675-.90	AC/MC-PCS	HCF	1/2" FMC	8/2 to 6/4
655-DC2	3/4"	.85-1.10	AC/MC	HCF	3/4" FMC	6/3 to 4/3
657-DC2	1"	1.03-1.31	AC/MC	HCF	1" FMC	4/3 to 1/3
682-DC2	3/4"	.530-.865	AC/MC/MC-PCS	HCF		10/3 to 6/4
683-DC2	1"	.875-1.04	MC			6/4 to 4/3
684-DC2	1-1/4"	1.1-1.25	MC			4/4 to 3/4
685-DC2	1-1/2"	1.25-1.5	MC			2/4 to 3-2/0
686-DC2	2"	1.75-2.00	MC			4-4/0 to 4-250 MCM
687-DC2	2-1/2"	2-2.5	MC			4-300 MCM to 4-500 MCM
688-DC2	3"	2.375-3	MC			4-500 MCM to 4-750 MCM
689-DC2	3-1/2"	2.75-3.50	MC			4-600 MCM to 4-750 MCM
683-DCI2	1"	.750-1.04	MC			6/4 to 4/3
684-DCI2	1-1/4"	1.1-1.25	MC			4/4 to 3/4
685-DCI2	1-1/2"	1.25-1.5	MC			2/4 to 3-2/0
686-DCI2	2"	1.75-2.00	MC			4-4/0 to 4-250 MCM
687-DCI2	2-1/2"	2-2.5	MC			4-300 MCM to 4-500 MCM
688-DCI2	3"	2.375-3	MC			4-500 MCM to 4-750 MCM
689-DCI2	3-1/2"	2.75-3.50	MC			4-600 MCM to 4-750 MCM
683-DCX2	1"	.875-1.04	MC			6/4 to 4/3
684-DCX2	1-1/4"	1.1-1.25	MC			4/4 to 3/4
685-DCX2	1-1/2"	1.25-1.5	MC			2/4 to 3-2/0
686-DCX2	2"	1.5-1.85	MC			3-4/0 to 4-250 MCM
687-DCX2	2-1/2"	2-2.5	MC			4-300 MCM to 4-500 MCM
688-DCX2	3"	2.375-3	MC			4-500 MCM to 4-750 MCM
689-DCX2	3-1/2"	2.75-3.50	MC			4-600 MCM to 4-750 MCM
683-UI	1"	.78-1.12	MC	HCF		6/3 to 1-3
684-UI	1 1/4"	1.00-1.46	MC	HCF		2-3 to 3/0-3
685-UI	1 1/2"	1.36-1.77	MC	HCF		4-2/0 to 4-250 MCM
686-UI	2"	1.70-2.20	MC	HCF		4-250 MCM to 3-500 MCM
687-UI	2 1/2"	2.10-2.70	MC	HCF		3-500 MCM to 3-750 MCM
688-UI	3"	2.63-2.90	MC	HCF		3-600 MCM to 3-750 MCM
688-UIX	3"	2.90-3.30	MC	HCF		3-750 MCM to 4-750 MCM

APPENDIX IX (continued)

Connector Compatibility

Cable Fitting	Enclosure Opening K.O. Size	Cable Outer Diameter (O.D.) Range	Cable Types Listed To: <small>Note: Includes Steel and Aluminum</small>	Healthcare Facility Cable	Flexible Metal Conduit <small>Note: Includes Steel and Aluminum (RWFMC)</small>	Recommended Cable Types <small>Note: Verify with Cable O.D. Includes Steel and Aluminum</small>
683-XM	1"	0.84 - 1.10	AC/MC	HCF		6/4 to 4/4
684-XM	1-1/4"	1.05 - 1.34	AC/MC	HCF		4/4 to 4-1/0
685-XM	1-1/2"	1.34 - 1.52	AC/MC	HCF		3-1/0 to 4-2/0
686-XM	2"	1.52 - 1.95	AC/MC	HCF		4-3/0 to 3-350 MCM
687-XM	2-1/2"	1.95 - 2.50	MC			3-350 MCM to 4-500 MCM
688-XM	3"	2.47 - 2.86	MC			4-500 MCM to 4-750 MCM
689-XM	3-1/2"	2.65 - 3.20	MC			4-500 MCM to 4-900 MCM
691-DC2	1/2"	.42 - .61	AC/MC/MCI-A	HCF/HCFMCI-A	3/8" FMC	14/2 to 10/3
801-DC2	1/2"	.45 - .625	MC/MCI-A/MC-PCS	HCFMCI-A	3/8" FMC	14/4 to 10/4
802-DC2	1/2"	.48 - .58	AC/MC/MC-PCS	HCF	3/8" FMC	12/2 to 10/3
802-DCI2	1/2"	.48 - .58	AC/MC	HCF	3/8" FMC	12/2 to 10/3
802SP	1/2"	.48 - .58	AC/MC/MC-PCS	HCF	3/8" FMC	12/2 to 10/3
802-MCIA2	1/2"	.42 - .55	MC/MCI-A	HCFMCI-A		14/4 to 10/3
804-DC2	1/2"	.75 - .875	MC		1/2" FMC	
804-DCI2	1/2"	.75 - .875	MC		1/2" FMC	
806-DC2	3/4"	.875 - 1.00	MC		3/4" FMC	
806-DCI2	3/4"	.875 - 1.00	MC		3/4" FMC	
807-DC2	1"	1.187 - 1.312	MC		1" FMC	
807-DCI2	1"	1.187 - 1.312	MC		1" FMC	
808-DC2	1-1/4"	1.50 - 1.625	MC		1-1/4" FMC	
808-DC2	1-1/4"	1.50 - 1.625	MC		1-1/4" FMC	
830-DC2	1/2"	.44 - .61	AC	HCF	3/8" FMC	12/2 to 10/3
840SP	1/2"	.44 - .61	AC/MC/MCI-A/MC-PCS	HCF/HCFMCI-A	3/8" FMC	14/4 to 10/3
84690SP	1/2"	.42 - .61	AC/MC/MCI-A	HCF/HCFMCI-A	3/8" FMC	14/4 to 10/3
850SP	1/2"	.55 - .61	AC/MC	HCF	3/8" FMC	12/2 to 10/3
851ASP	1/2"				1/2" FMC	
851-DC2	1/2"				1/2" FMC	
851-DCI2	1/2"				1/2" FMC	
851SP	1/2"				1/2" FMC	
895-DC2	1/2"	.50 - .61	JMC/ TECK90			12/2 to 10/3
895-DCI2	1/2"	.50 - .61	JMC/ TECK90			12/2 to 10/3
895-DC2C	1/2"	.50 - .61	JMC/ TECK90			12/2 to 10/3
AMC-50	1/2"	.40 - .62	AC/MC/MCI-A/MC-PCS	HCF/HCFMCI-A	3/8" FMC	14/2 to 10/3
AMC-50QI	1/2"	.40 - .62	AC/MC/MCI-A	HCF/HCFMCI-A	3/8" FMC	14/2 to 10/3
AMC-5075	1/2"	.62 - .92	AC/MC/MCI-A/MC-PCS	HCF/HCFMCI-A	1/2" FMC	10/4 to 6/4
AMC-52	1/2"	.43 - .62	AC/MC/MCI-A	HCF/HCFMCI-A	3/8" FMC	14/2 to 10/3
AMC-52QI	1/2"	.43 - .59	AC/MC/MCI-A	HCF/HCFMCI-A	3/8"	(2) 14/2 to 10/2
AMC-75	3/4"	.56 - .81	AC/MC/MC-PCS	HCF	1/2" FMC	10/3 to 6/3
BL-17	1/2"	.701 - 803	8/3 AC90/MC-PCS	HCF	1/2" FMC	8/3
BL-17I	1/2"	.701 - 803	8/3 AC90/MC-PCS	HCF	1/2" FMC	8/3
BL-18	3/4"		6/3 AC90 ONLY		3/4" FMC	6/3
BL-18I	3/4"		6/3 AC90 ONLY		3/4" FMC	6/3
BL-19	1"		3/3 AC90		1" FMC	3/3
BL-19I	1"		3/3 AC90		1" FMC	3/3
SG3838ASP	1/2"	.42 - .61	AC/MC/MCI-A	HCF/HCFMCI-A	3/8" FMC	14/2 to 10/3
SG38ASP	1/2"	.43 - .61	AC/MC/MCI-A/MC-PCS	HCF/HCFMCI-A	3/8" FMC	14/4 to 10/3

APPENDIX X

JMC/TECK Connector Compatibility

Zinc Die Cast

Cat No.	NPT Size	JMC	TECK 90	JMC Armor O.D.	TECK 90 Armor O.D.	JMC Jacket O.D.	TECK 90 Jacket O.D.	Unit Qty	Std. Qty
595-DC2	1/2"	12/2 to 10/3	14/2 to 12/2	.500" - .610"	.500" - .610"	.605" - .710"	.650" - .686"	15	60
596-DC2	1/2"	10/4 to 8/3	12/3 to 10/3	.645" - .685"	.650 - .700"	0.723" - .795"	.710" - .761"	15	60
597-DC2	3/4"	8/4 to 6/3	10/4 - 8/3	.793" - .890"	.780" - .900"	.893" - .965"	.804" - .917"	5	50
895-DC2	1/2"	12/2 to 10/3	14/2 to 12/2	.500" - .610"	.500" - .610"	.605" - .710"	.650" - .686"	10	40

Zinc Die Cast / Insulated Throat - 105°C

Cat No.	NPT Size	JMC	TECK 90	JMC Armor O.D.	TECK 90 Armor O.D.	JMC Jacket O.D.	TECK 90 Jacket O.D.	Unit Qty	Std. Qty
595-DCI2	1/2"	12/2 to 10/3	14/2 to 12/2	.500" - .610"	.500" - .610"	.605" - .710"	.650" - .686"	15	60
596-DCI2	1/2"	10/4 to 8/3	12/3 to 10/3	.645" - .685"	.650 - .700"	0.723" - .795"	.710" - .761"	15	60
895-DCI2	1/2"	12/2 to 10/3	14/2 to 12/2	.500" - .610"	.500" - .610"	.605" - .710"	.650" - .686"	10	40

Zinc Die Cast / Cor-Shield Polyolefin Coating

Cat No.	NPT Size	JMC	TECK 90	JMC Armor O.D.	TECK 90 Armor O.D.	JMC Jacket O.D.	TECK 90 Jacket O.D.	Unit Qty	Std. Qty
595-DC2C	1/2"	12/2 to 10/3	14/2 to 12/2	.500" - .610"	.500" - .610"	.605" - .710"	.650" - .686"	10	40
596-DC2C	1/2"	10/4 to 8/3	12/3 to 10/3	.645" - .685"	.650 - .700"	0.723" - .795"	.710" - .761"	10	40
895-DC2C	1/2"	12/2 to 10/3	14/2 to 12/2	.500" - .610"	.500" - .610"	.605" - .710"	.650" - .686"	10	40

Zinc Die Cast / Cor-Shield Polyolefin Coating

Cat No.	NPT Size	JMC	TECK 90	JMC Armor O.D.	TECK 90 Armor O.D.	JMC Jacket O.D.	TECK 90 Jacket O.D.	Unit Qty	Std. Qty
---------	----------	-----	---------	----------------	--------------------	-----------------	---------------------	----------	----------

4195 Series

4195-DC	---	12/2 to 10/3	12/2 to 14/4	.480" - .640"	.480" - .640"	.580" - .720"	.580" - .720"	10	40
5195-DC	---	12/2 to 10/3	12/2 to 14/4	.480" - .640"	.480" - .640"	.580" - .720"	.580" - .720"	10	40
695-DC2	3/4"	12/2 to 10/3	12/2 to 14/4	.480" - .640"	.480" - .640"	.580" - .720"	.580" - .720"	10	40

Zinc Die Cast

Cat No.	NPT Size	JMC	TECK 90	JMC Armor O.D.	TECK 90 Armor O.D.	JMC Jacket O.D.	TECK 90 Jacket O.D.	Unit Qty	Std. Qty
---------	----------	-----	---------	----------------	--------------------	-----------------	---------------------	----------	----------

653-DC2 Series - Dry Location Only

653-DC2	---	---	10/3 to 8/3	---	.680" - .850"	---	0.780" - .940"		
655-DC2	---	---	8/4 to 6/3	---	.929" - 1.240"	---	1.000" - 1.330"		
657-DC2	---	---	6/3 to 2/3	---	1.240" - 1.310"	---	1.330" - 1.400"		

APPENDIX XI

Patent - Product Matrix

Patent Number	Title	Current Catalog Numbers	Additional Information
10,090,659	Raintight fitting for jacketed metal clad cables	5195-DC, 695-DC, 4195-DC Duplex JMC	MIGHTY-SEAL Duplex JMC Transition fittings and connector
RE47,061	Electrical fitting for non-metallic electrical cable	630-NM2 & 4357-NM Series, Single NM	Patent includes single NM fitting design
10,056,746	Electrical slip conduit coupler	261-SLP Series	Steel Compression Coupler with spring clip stop
10,027,039	Threadless grounding bushing with removable spacer	SGBTL383 Series	EMT & Rigid Split Grounding Bushings
9,935,435	Snap-in electrical connector	38ASF & 3838SF	Single Finger Snap-In
9,865,972	Electrical connector with spring clip	AMC-50QI	AMC Series Steel Fitting
9,787,070	Raintight compression connector and raintight compression coupler for securing electrical metallic tubing or rigid metallic conduit	258-RT2, 259-RT2, 268-RT, 269-RT	Secondary seal design inside fitting
D795,814	Cable securing device	630-NM2 & 4357-NM Series	NM Transition to EMT, NM Multiport Connector
D792,855	Electrical fitting for non-metallic electrical cable	630-NM2 & 4357-NM Series	NM Transition to EMT, NM Multiport Connector
9,709,171	Sealing Reducing Washer	1062-RT Series	
9,705,296	Snap-In Electrical Connector	38ASF & 3838SF	Single Finger Snap-In
9,705,295	Slip conduit connector and system and method of installing electrical conduit with a slip conduit connector	231SLP Series	MIGHTY-ALIGN Slip Connectors
9,705,256	Insulated grounding hub locknut unit	161-GI Series	Insulated version only patented
D787,043	Adjustable Electrical Connector	680-UI Series	Adjustable Stop MC Connector
D787,648	Raintight Fitting Connector Body	250-RT2XL, 251-RT2XL, 252-RT2XL	Extended Length RT EMT Connectors
9,640,966	Duplex electrical connector with insert	AMC-52QI	Duplex Steel AMC Series fitting
D782,621	Side load conduit connector	23X-DCSLP Series	Side Load "slip" connectors - 1", 1-1/4", 1-1/2", 2", 3", & 4"
9,608,417	Electrical fitting for non-metallic electrical cable	4357-NM, 630-NM2	NM Transition to EMT, NM Multiport Connector
D775,590	Electrical fitting for non-metallic electrical cable	4357-NM	NM Transition to EMT
9,373,919	Adjustable metal-clad cable/flexible metallic conduit electrical connector	680-UI Series	Adjustable Stop MC Connector
9,343,883	Raintight compression connector and raintight compression coupler for securing electrical metallic tubing or rigid metallic conduit	258-RT2,259-RT2,268-RT,269-RT2	Secondary seal design inside fitting
9,341,292	Inside Corner Pull Elbow Fitting	ICE-XXX Series	Inside corner pull elbow - 1/2" to 1"
D755,728	Metal clad/armored clad electrical cable to electrical conduit transition fitting housing	4357-DC	3 to 1 MC to EMT transition coupling design
D754,303	Side Load Conduit Connector	23X-DC2SLP Series	Side Load "slip" connectors - 1", 1-1/4", 1-1/2", 2", 3", & 4"
D750,570	Metal clad/armored clad electrical cable to electrical conduit transition fitting housing	4457-DC	4 to 1 MC to EMT transition coupling design
D749,047	Push-on type grounding bushing	381-MB Series	MIGHTY-BOND Push-EMT grounding Bushings - 1/2" to 1"
9,257,795	Push-on type grounding bushing	381-MB Series	MIGHTY-BOND Push-EMT grounding Bushings - 1/2" to 1"
9,252,577	Electrical Transition Fitting	4357-DC	3 to 1 MC to EMT and MC Connector design
9,243,723	Universal Mounting Clamp	UCS-XXX Series	One Piece Strap/Clampback design
D737,783	Inside Corner Pull Elbow Fitting	ICE-XXX Series	Inside corner pull elbow - 1/2" to 1"
D733,064	Push-on type grounding bushing	381-MB Series	MIGHTY-BOND Push-EMT grounding Bushings - 1/2" to 1"
9,012,791	Split, non-metallic electrical insulating bushing	SB-XXX Series	MIGHTY-RITE Split plastic bushings
9,000,310	Split, non-metallic electrical insulating bushing	SB-XXX Series	MIGHTY-RITE Split plastic bushings
D721,652	Split, non-metallic electrical insulating bushing	SB-XXX Series	MIGHTY-RITE Split plastic bushings
8,809,680	Grounding Bridge	IGB-XXX Series	MIGHTY-BOND Intersystem Bonding Bridge
D703,519	Grounding Fitting	MCH-0XX Series	MIGHTY-BOND Grounding Fitting with Hub
D702,542	Conduit Coupling	2XX-DCSLP	MIGHTY-ALIGN Slip Couplings

APPENDIX XI (continued)

Patent - Product Matrix

Patent Number	Title	Current Catalog Numbers	Additional Information
8,690,194	Flexible metal conduit to electrical metallic tubing/rigid conduit transition coupler	2XX-XS Series	MIGHTY-MERGE Steel FMC to EMT, Dry location fittings
D699,195	Electrical metallic tubing to armored cable/metal clad cable duplex coupling	4157-DC	MIGHTY-MERGE Improved version
D691,963	Flexible metal conduit to electrical metallic tubing/rigid conduit transition coupler	2XX-XS Series	MIGHTY-MERGE Steel FMC to EMT, Dry location fittings
D690,657	Offset nipple electrical fitting	152X-RT Series	MIGHTY-SEAL Raintight offset nipple
D689,026	Flexible metal conduit to electrical metallic tubing/rigid conduit transition coupler	2XX-XS Series	MIGHTY-MERGE Steel FMC to EMT, Dry location fittings
8,487,197	Removable push electrical fitting for electrical metallic tubing or EMT having improved pullout resistance	2XX-MB Series	MIGHTY-BITE PUSH-EMT Dry Location Fittings
8,474,877	Push-in fitting for electrical metallic tubing with enhanced sealing and continuity	2XX-MSRT Series	MIGHTY-SEAL PUSH-EMT Fittings
8,419,449	Split electrical grounding bushing with continuous insulation	SGB-3XX Series	MIGHTY-RITE Split grounding bushings
8,410,378	Grounding Fitting	MCH-0XX Series	MIGHTY-BOND Grounding Fitting with Hub
D672,318	Duplex Filler Plug	A-FILPLG	Plastic Plug to fill unused hole in duplex cable fittings
D668,618	Electrical Coupling	4057-DC, 4058-DC	MIGHTY-MERGE AC/MC/FMC to EMT Transition Fittings
8,274,000	Removable push electrical fitting for electrical metallic tubing or EMT	2XX-MB Series	MIGHTY-BITE PUSH-EMT Dry Location Fittings
D666,153	Flexible metal conduit connector with external bonding connector	407-DC2G	Squeeze Connector with bonding lug
8,242,369	Electrical Connector	4256-DC, 4258-DC	MIGHTY-MERGE Duplex EMT to Single EMT
D657,316	Bonding and grounding clamp	MCC-XXX Series	MIGHTY-BOND Enclosure Grounding Coupling
D651,569	Bonding and grounding clamp	MC-XXX Series	MIGHTY-BOND Enclosure Grounding Connector
D648,281	Combination grounding rod bridge	IGBC-XXX Series	MIGHTY-BOND Intersystem Ground Rod Bridge Clamp
D648,279	Electrical connector	1701-DC & 1702-DC	Snap in EMT
8,021,169	Electric ground clamp with pivoted jaws and single attached adjusting bolt	SDB-130XB Series	Single screw ground clamp
D644,613	Combination cable or conduit strap	US-4461, USS-6171	Multi-Size cable straps
7,976,070	Weatherproof compression connecting assembly for securing electrical metal tubing	250-RT2 & 260-RT SERIES	Continuation of RT EMT Fitting Patent
7,952,034	Strap type electrical connector with frustro-conical retaining ring and improved clamping strap for either nonmetallic cables or armor or metal clad cables	651-SP	Continuation of Frustru-Conical Snap-In Patents
7,927,157	Bonding and grounding clamp/connector for electrode conductors	MCC-XXX Series	MIGHTY-BOND Enclosure Grounding Coupling
D635,520	Electrical connector	1701-DC & 1702-DC	
D633,873	Conduit sealing bushing	CSB Series	Patent is for tabs
7,901,256	Bonding and grounding clamp/connector for electrode conductors	MC-XXX Series	MIGHTY-BOND Enclosure Grounding Connector
7,841,630	Electric metal tube push-in fitting	2XX-MSRT Series	MIGHTY-SEAL, PUSH -EMT, RT Fittings
D626,087	Grounding bridge	IGB-XXX Series	MIGHTY-BOND Intersystem Bonding Bridge
D619,967	Electrical connector	4256-DC, 4258-DC	
D604,242	Electrical connector	895-DC2	
7,604,261	Weatherproof compression connecting assembly for securing electrical metal tubing	250-RT2 & 260-RT SERIES	Continuation of RT EMT Fitting Patent
D601,094	Electrical connector	280SP	
D600,651	Electrical connector	290-DC	New Version - Listed for use with AC/MC/NM-B
D596,578	Electrical connector	651-SP	

APPENDIX XI (continued)

Patent - Product Matrix

Patent Number	Title	Current Catalog Numbers	Additional Information
7,563,100	Moisture proof telescoping coupler assembly for electric metal tubes	ECR-XXG SERIES	Obsolete
7,549,549	Universal low voltage box bracket	NMLV-100B, NMLV-200B	
D581,877	Electrical connector	4157-DC	MIGHTY-MERGE Transition Fitting
7,402,752	Electrical connector	4157-DC	MIGHTY-MERGE Transition Fitting
7,390,027	Weatherproof compression connecting assembly for securing electrical metal tubing	250-RT2 & 260-RT SERIES, 290RT to 292-RT, 4360-DC & 4361-DC	Main EMT RT Fitting Patent
7,358,448	Electrical connector assembly with frusto-conical snap fit retaining ring for enhancing electrical grounding of the connector assembly to an electrical box and installation tool therefor	N/A	Continuation Patent - Frusto-Conical Snap-In Design, Assembly Tool
7,350,832	Self-aligning, rain-tight conduit coupling/connector assembly	11XX-RT Series	Malleable, RT Coupling
7,214,890	Electrical connector having an outlet end angularly disposed relative an inlet end with outer retainer ring about the outlet end and internal unidirectional conductor retainer in the inlet end	3890ASP	Continuation Patent - Frusto-Conical Snap-In Design, 90 degree sweep fitting
7,205,489	Snap fit electrical connector assembly with operating tool for facilitating the connection of a connector assembly to an electrical box	N/A	Continuation Patent - Frusto-Conical Snap-In Design, Assembly Tool
D539,751	Universal low voltage box bracket	NMLV-200B	
D538,752	Universal low voltage box bracket	NMLV-100B	
D538,751	Universal low voltage box bracket	NMLV-200F	
D535,949	Universal low voltage box bracket	NMLV-100F	
7,182,611	Dual-sectioned grounding bushing assembly	SGB-3XX SERIES	
D534,060	Cable stacker	NMCB-2	
7,154,042	Electrical connector with snap fit retainer ring constructed to enhance the connection of the connector to an electrical box	SNAP-IN FITTINGS	Continuation Patent - Frusto-Conical Snap-In Design
7,151,223	Snap fit electrical connector assembly with outer frusto conical retainer ring and internal unidirectional snap fit wire conductor retainer	SNAP-IN FITTINGS	Continuation Patent - Frusto-Conical Snap-In Design
D530,678	Cable connector	802-DC2 & 802SP	90 Degree cable fittings
7,075,007	Snap fit electrical connector assembly with conical outer snap fit retainer and one or more internal snap fit wire retainers	3838ASP	Continuation Patent - Frusto-Conical Snap-In Design, Duplex
7,064,272	Snap in electrical connector assembly with unidirectional wire conductor retainer ring	SG38ASP & SG38MCI-A	Continuation Patent - Frusto-Conical Snap-In Design, U-Strap
7,057,107	Snap fit electrical connector assembly with conical outer snap fit retainer and externally mounted internal wire retainer	N/A	Continuation Patent - Frusto-Conical Snap-In Design, Single Finger Inner Locking Device
D518,791	Cable connector	545-DC2	
7,022,914	Electrical connectors	802-DC2 & 802SP	90 Degree cable fittings
7,002,076	Electric box extender	BXE-100, BXE-200, BXE-300	
6,953,894	Electric box extender	BXE-100, BXE-200, BXE-300	
6,916,988	Electrical connector with frusto conical snap fit retaining ring	SNAP-IN FITTINGS	Frusto-Conical Snap-In Design Patent - WHIPPER-SNAP
6,872,886	Electrical cable connector	SNAP-IN FITTINGS	Frusto-Conical Snap-In Design Patent - WHIPPER-SNAP
6,861,585	Color coded shielded cable/conduit connectors and color coded junction boxes, switch boxes and outlet boxes	ALL RED BOXES & COLORED EMT CONNECTOR FITTINGS	Patent covers the coloring of the inside of box and the visible, locknut thread portions (inside the box) of any connector - including locknut.
6,840,782	Dual-sectioned grounding bushing assembly	SGB-3XX SERIES	
6,817,895	Color coded shielded cable and conduit connectors	570-GI & 570-RI	Not limited to two colors.
6,765,143	Tubing and conduit coupling or connector assembly	2XX-MB Series	MIGHTY-BITE First PUSH-EMT Fitting Design
6,737,584	Electrical cable connector	595-DC & 596-DC	
6,715,803	Quick-connect expansion coupling for electrical metallic tubing	EC-XXX SERIES	EMT & RIGID dry expansion Couplers
D473,783	Cable connector	651-DC2	
D439,828	Cable harness	NMWH-43	
D360,188	Junction box connector	AMC-50	Steel snap-in fitting

Transformer Transition Fitting Sizing Chart

Transformer Size	Pri Volt	Pri Amps	Sec Volts	Sec Amps	Wire Size	Conduit Size	"Transition Part Number"	"Zinc Die Cast Squeeze Connector"	"Malleable Squeeze Connector"	"90 Degree Zinc Die Cast Squeeze Connector"	"90 Degree Malleable Squeeze Connector"
15kva	480	18			10	1"	283-DC	410-DC2	410	807-DC2	807
			208	41.6	8	1"	283-DC	410-DC2	410	807-DC2	807
30kva	480	36.1			8	1"	283-DC	410-DC2	410	807-DC2	807
			208	83.3	3	1-1/4"	284-DC	412-DC2	412	808-DC2	808
45kva	480	54.2			6	1"	283-DC	410-DC2	410	807-DC2	807
			208	125	1/0awg	1-1/2"	285-DC	414-DC2	414	809-DC2	809
75kva	480	90.2			3	1-1/4"	284-DC	412-DC2	412	808-DC2	808
			208	208.2	3/0awg	2"	286-DC	416-DC2	416	810-DC2	810
112.5kva	480	135			1	1-1/2"	285-DC	414-DC2	414	809-DC2	809
			208	312	300	2-1/2"	287-XS	417-DC2	417	811-DC2	811
150kva	480	180			2/0awg	2"	286-DC	416-DC2	416	810-DC2	810
			208	416	600	4"	290-XS	420-DC2	420	814-DC2	814
225kva	480	270			300	2-1/2"	287-XS	417-DC2	417	811-DC2	811
			208	624	(2)350	(2)3"	(2)288-XS	(2)418-DC2	(2)418	(2)812-DC2	(2)812
300kva	480	360			500	3-1/2"	289-XS	419-DC2	419	813-DC2	813
			208	832	(2)500	(2)3-1/2"	(2)289-XS	(2)419-DC2	(2)419	(2)813-DC2	(2)813
500kva	480	601			(2)300	(2)3"	(2)288-XS	(2)418-DC2	(2)418	(2)812-DC2	(2)812
			208	1387	(2)600	(3)4"	(2)290-XS	(3)420-DC2	(2)420	(2)814-DC2	(2)814

Note: The size and ampacity of conductors and conduits are based on the 2014 NEC and are just suggested sizes.

The following FAQ'S are not an interpretation of the National Electrical Code (NEC) or local regulations. Always consult your local electrical inspector for specific requirements in your area.

Why Can't Plastic Insulating Bushings Be Used To Connect A Conduit To An Enclosure?



Plastic insulating bushings must be used in conjunction with two locknuts when connecting threaded rigid or IMC conduit, containing No. 4 or larger un-grounded conductors, to boxes or enclosures.

Bushings composed entirely of plastic cannot be used to secure conduit to the enclosure. A locknut is required on the inside and outside of the enclosure in addition to the plastic insulating bushing.

Temperature rating of the plastic insulating bushing must not be less than the insulation rating of the conductors.

What Is The Proper Method For Securing AC and MC Cables?



NEC Articles 320.30 and 330.30 denotes the different requirements for securing Armored and Metal Clad cables. Although similar in appearance, each cable has unique requirements.

Armored cable [NEC Article 320.30(C)] must be secured at intervals not exceeding 4-1/2 feet and within 12" of box or fitting.

Metal Clad cable [NEC Article 330.30(B)] must be secured at least every 6 feet. Cables with four or fewer conductors "sized 10 AWG or less" must be secured within 12" of box or fitting.

Why Use Steel Safety Plates?



NEC Article 300.4(F) specifies that cable or raceway-type wiring may be installed in wooden stud grooves, to be covered by wallboard or similar covering, if protected by 1/16" thick steel plate. The steel plate must have the same width as the stud, and must be securely fastened to the stud.

Why Do "Concrete-Tight" Listed Fittings Need Tape?



Raceway systems such as EMT and rigid conduit are permitted by most codes to be embedded in concrete. The solid exterior of these conduits eliminates the possibility of concrete entrance, however, the termination with the connector or coupling can be susceptible to concrete entering the raceway.

The UL 514B testing procedure requires the connector or coupling to be assembled to the conduit inside a special concrete form. Then Portland-type concrete is poured into the form and over test samples. Then the concrete slurry is vibrated to remove any trapped air, and allowed to cure. After concrete curing, the fittings are chipped out of the concrete and examined for concrete penetration.

Although compression style connectors and couplings pass these tests in all trade sizes because of the gland ring design, the set screw types may have difficulty conforming to UL or CSA concrete penetration requirements. When the set screw is tightened onto the conduit, the fitting and/or conduit material will "yield", or stretch, enough to create an opening at the conduit/fitting connection.

Set screw fittings in the smaller (1/2", 3/4", and 1") trade sizes are less likely to stretch to the point that would permit entrance of concrete. However, 1-1/4" and larger size fittings will yield enough so that concrete can enter the raceway. UL and CSA will accept product carton marking that specify "Concrete-Tight When Taped" on fittings that cannot pass testing, since the tape prevents entrance of concrete into the raceway. The taped joint must completely encircle the conduit/fitting connection. We recommend using duct tape or similar type of durable tape.

What Are The NEC Requirements For Use Of an Anti-Short Bushing?



When installing ARMORED CABLE (Type AC), NEC Article 320 mandates the use of a insulating bushing (commonly referred to as Anti-Short or Redhead) between the metal sheath and the conductors. Fittings with insulated throats are not a substitute for the anti-short bushing.

When installing METAL-CLAD CABLE (Type MC), the NEC does not require the use of a Anti-Short insulating bushing. MC Cable conductors are usually wrapped with Mylar tape for protection; use of anti-short bushing is optional unless specified otherwise by the cable manufacturer.

Can Liquid Tight Connectors Be Used For Class 1, Div 2 Locations?



NEC Article 501.30(B), exception (1), (2), (3) will permit the use of liquidtight flexible metal conduit and liquidtight connectors to be the sole equipment grounding conductor in Class 1, Division 2 locations. However, strict requirements must be met:

- Conduit and connectors must be UL listed.
- Conduit cannot exceed 6 feet in length.
- Over-current protection in the circuit is limited to 10 amperes or less.
- It supplies other than power utilization loads.

Can Beam Clamps Be UL Listed?



In 1998, UL began listing electrical hardware devices such as Beam Clamps. This was at the request of the electrical industry, including contractors, who became confused regarding the correct application and strength of Beam Clamps.

UL Listed Beam Clamps are manufactured from malleable iron or steel with a hardened screw to secure the clamp to the beam. Clamps are tapped in two places for attachment of threaded rod, conduit hanger, or bridle ring.

UL Listed beam clamps are only for use with rigid, IMC, or EMT conduits. Spacing of clamps must comply with strap requirements found in the National Electrical Code.

Refer to Bridgeport's carton label for conduit size and type, maximum loading, screw torque, or any special assembly requirements.

What Is The Difference Between Metal Clad and Armored Cable Connectors?



NEC Article 300.15 specifies that fittings can only be used with wiring methods for which they are designed and listed. Most manufacturers have received dual usage listings for these types of connectors; however, you should not assume all fittings have the dual listing. While the appearance of Metal Clad (MC) and Armored Cable (AC) connectors may be similar, the misuse of an AC cable connector can be significant enough to cause an unsafe installation with metal clad cable.

During the listing process at Underwriters Laboratories (UL), MC connectors are subjected to more stringent testing than a typical AC connector. Additional tests are necessary to comply with application requirements of metal clad cable in the NEC.

UL Listed metal clad cable connectors are suitable for grounding when installed in accordance with the NEC. 'Dry Type' MC connectors may be 'concrete tight' when taped and used with PVC coated metal clad cable (PVC jacket stripped back to fitting end stop).

Always refer to the carton label for listed cable type (corrugated, interlocked, or smooth) and material (aluminum or steel). The label will also specify the cable size range. Do not use cable smaller than noted on label; the clamping mechanism on the fitting will not function correctly and grounding integrity will be compromised.

The newest type of MC Cable - MCI-A, may require use of a special connector. Such fittings have been listed by UL for use with this cable type.

Can Conduit Bodies Contain Splices?



Although different manufacturers' conduit bodies may look the same, not all are suitable for 'approved' installations. Specific NEC requirements determine which conduit bodies may contain splices, taps, or devices.

Conduit bodies provide access to the conduit system through a removable cover at a junction of two or more entries. Bodies may be used for changing the direction of the wiring systems, to aid in pulling of long wire runs, or to mount devices or make splices.

UL can 'list' conduit bodies as a fitting, which is tested under specification UL 514B. However, a fitting cannot contain a device or splice. UL can also 'list' the conduit body as a box, tested under specification UL 514A. Only the conduit body listed as a box is suitable for use with a device, splices, or taps.

Conduit bodies listed for use with splices, taps, or devices must be marked with the cubic inch volume and any special installation requirements, such as the use of wire pulling compound. The conduit body may also be marked with the maximum wire capacity if the body does not meet the NEC end stop to end stop dimensional requirement for wire pulling: 8 times the trade size for straight pulls, 6 times the trade size for angled pulls.

Are Snap-in Type Metal Clad And Armored Cable Fittings Suitable For Grounding?



AC and MC snap-in type connectors are capable of withstanding ground fault currents likely to be imposed on them, and offer equivalent grounding protection as locknut type connectors.

During the listing process at UL, AC and MC connectors are assembled to cable and subjected to a ground fault current test. These tests are necessary to comply with application requirements in the NEC.

Are Snap-in Type Fittings Tested To The Same Requirements As Locknut Type Fittings?

UL listing requirements are identical for both snap-in and locknut types of fittings. This includes assembly, bending, resistance, pull test, repeated resistance, and a ground fault current test.

Snap-in type connectors are required by code to be capable of withstanding ground fault current likely to be imposed on them, and offer equivalent grounding protection as locknut type connectors. Many snap-in products are used to reduce installation time or where tightening a locknut may be difficult.

UL Listed armored and metal clad cable connectors are suitable for grounding when installed in accordance with the NEC.

Always refer to the carton label for listed cable type and material (aluminum or steel). The label will also specify the cable size range. Do not use cable smaller than noted on label, the clamping mechanism on the fitting may not function correctly and grounding integrity will be compromised.

Bridgeport's snap-in fittings are designed only to work with UL Listed steel boxes which have a nominal .063" wall thickness. Use with boxes made in other materials (i.e. plastic) or other thicknesses, is not recommended nor approved.

Are All Clamp-Type Connectors Suitable For Use With Multiple Nonmetallic Sheath Cables?



UL Listed nonmetallic (NM) sheath cable connectors are suitable for use with a single cable unless specifically tested for two cable usage.

A concern with two cable usage is the fitting's ability to withstand cable pullout forces normally encountered during installation. Per UL 514B, each cable is subjected to an individual pull test. In addition, UL tests strap type connectors to ensure that when tightening the strap screws, the strap will not pierce the nonmetallic sheath of the cable, creating a possible short.

Bridgeport's Carton shipping labels will specify the type and number of nonmetallic cables for which the fitting has been UL Listed. Do not exceed the UL rating.

Are Compression Raintight Fittings Really Rain-Tight?



In 2002, UL received field complaints that listed EMT compression split ring type rain-tight fittings were permitting the entrance of water into the conduit system. After checking the validity of these claims, UL made the decision to de-list ALL fitting manufacturers' compression type raintight connectors and couplings.

A revised test method was employed by UL to represent actual field applications and conditions.

Bridgeport was the first to develop and release an updated version of connector that met this revised requirement. Other fitting manufacturers followed suit, with different configurations to pass the UL test requirement. Some of these designs include internal plastic sealing devices, or compression gland rings without a split, and external sealing device on the locknut threads to prevent water entering the box. Regardless of the design, all have to pass the same UL raintight test parameters.

Is A Ground Clamp UL Listed To Be Used To Bond Flexible Or Nonmetallic Gas Piping?



2011 NEC, Article 250.52(B) (1) states "(B) *Electrodes Not Permitted for Grounding* - (1) Metal underground gas piping system". Gas piping by itself cannot be used as Ground Electrode Conductors.

However, NEC Article 250.104, (B) *Other Metal Piping* - "The equipment grounding conductor for the circuit that is likely to energize the piping systems shall be permitted to serve as the bonding means." Gas piping may be bonded only if it's likely to be possibly energized by the equipment it is connected to. Most of the time, the piping will be bonded to the system automatically due to its metal fittings. However, in the case of nonmetallic or flexible gas piping, a bonding jumper may need to be provided to complete the bonding path around the nonmetallic or flexible sections.

There is an important difference worth noting. Grounding is not the same as Bonding. They are considered separate requirements by the NEC. Gas piping cannot be used for grounding, but it can be bonded if necessary.

Flexible gas pipe system manufacturers will specify the method and system of bonding. In most cases, the clamp is placed on the metal hex fitting rather than over the flexible metal or nonmetallic tube. As an example, the following is an excerpt from Gastite's® CSST Installation Guide:

"The piping is permanently and directly connected to the electrical service equipment enclosure, the grounded conductor at the electrical service, the grounding electrode conductor (where of sufficient size) or to one or more of the grounding electrodes used. A single bond shall be made at or near the service entrance of the structure or the gas meter of each individual housing unit within a multi-family structure. The bonding conductor shall be 6 AWG copper wire. Bonding jumpers shall be attached in an approved manner in accordance with NEC-2005 Article 250.70 and the point of attachment for the bonding jumper shall be accessible.

Bonding/grounding clamps listed to UL 467 comply with this requirement. This bond is in addition to any other bonding requirements as specified by local codes."

Bridgeport's ground clamps are not UL Listed individually to be used in a gas pipe bonding application - only to the basic standalone UL specification (UL 467).

What Connector Should I use for Health Care Facilities?



There are two armored Health Care Facility (HFC) cables recognized by Underwriters Laboratories: Type AC and Type MCI-A available in Steel or Aluminum interlocked armor.

Please reference our web site at www.bptfittings.com for specific product specifications. Keep in mind that while many of our E-Z Lock® and Locknut styles connectors are suitable for MCI-A cable some are not.

When a green identification is required or specified, Bridgeport's type 570-GI can be used to provide confirmation that the right cable has been terminated.

Bridgeport's connectors are UL Listed under UL file number E-20534. The listing is proof of the products performance as an effective ground-fault current path, and can be confirmed via the (UL) website www.UL.com.



BUSHINGS REDEFINED.

MIGHTY-RITE® SPLIT BUSHINGS
DO MORE THAN JUST PROTECT CONDUCTORS.



1/2 TO 6-INCH TRADE SIZES



1 TO 4-INCH TRADE SIZES



3/4 TO 4-INCH TRADE SIZES

NO MORE BURNING THROUGH BUSHINGS OR FIGHTING WITH PULLERS.

Install your bushings after pulling wire. MIGHTY-RITE's innovative hinge adjusts and aligns easier – even in tight spots. Our adjustable lay-in lugs position conductors for easy alignment and access; and our self-aligning latches provide a simple, one-handed install. That's the new definition of bushing innovation. Only from Bridgeport.

See the Difference a bushing can make on your next job.



BE FAST

4 REASONS YOU NEED

E-Z LOCK® CONNECTORS

- 1** Easy to snap in
- 2** Easy to remove
- 3** Stays tight in knockout
- 4** Accepts large cable types & ranges



38ASP

Listed for use with AC/MC, HCF, MCI-A and MC-PCS. U.S. Made.

SEE PAGE 136 FOR OUR FULL LINE OF
E-Z LOCK® CONNECTORS

BRIDGEPORT PRODUCTS ARE DISTRIBUTED BY:



BRIDGEPORT

Bridgeport Fittings, LLC
705 Lordship Blvd., Stratford, CT 06615-7313

Voice: 203.377.5944
E-mail: sales@bptfittings.com

www.bptfittings.com

DIVISION OF

nsi
INDUSTRIES



Mixed Sources
Product group from well-managed
forests, controlled sources and
recycled wood or fiber
www.fsc.org Cert. No. XX-XXX-XXXXXX
© 1996 Forest Stewardship Council

